



# VIKINGS



REGULAR SEASON WEEK ONE  
MINNESOTA VIKINGS AT ST. LOUIS RAMS  
EDWARD JONES DOME • 9/7/14





# NEWS RELEASE

9520 VIKING DRIVE, EDEN PRAIRIE, MN 55344 • VIKINGS.COM

## REGULAR SEASON WEEK ONE - MINNESOTA VIKINGS AT ST. LOUIS RAMS SUNDAY, SEPTEMBER 7, 2014 - EDWARD JONES DOME - NOON - FOX

### 2014 VIKINGS SCHEDULE (0-0)

#### REGULAR SEASON

Date	Opponent	Time (CT)	TV
9/7 (Sun.)	at St. Louis	Noon	FOX
9/14 (Sun.)	NEW ENGLAND	Noon	CBS
9/21 (Sun.)	at New Orleans	Noon	FOX
9/28 (Sun.)	ATLANTA	3:25 p.m.	FOX
10/2 (Thurs.)	at Green Bay	7:25 p.m.	CBS/NFLN
10/12 (Sun.)	DETROIT	Noon*	FOX
10/19 (Sun.)	at Buffalo	Noon*	FOX
10/26 (Sun.)	at Tampa Bay	Noon*	FOX
11/2 (Sun.)	WASHINGTON	Noon*	FOX
11/9 (Sun.)	BYE WEEK		
11/16 (Sun.)	at Chicago	Noon*	FOX
11/23 (Sun.)	GREEN BAY	Noon*	FOX
11/30 (Sun.)	CAROLINA	Noon*	FOX
12/7 (Sun.)	NEW YORK JETS	Noon*	CBS
12/14 (Sun.)	at Detroit	Noon*	FOX
12/21 (Sun.)	at Miami	Noon*	FOX
12/28 (Sun.)	CHICAGO	Noon*	FOX

\*Game time subject to change/flexible scheduling

All regular season games will be radio broadcast on KFAN/  
KTCN (FM 100.3)

### WEEKLY MEDIA SCHEDULE

#### Monday, September 1

10:55 a.m. – Practice (Filming at beginning of practice)  
12:30 p.m.-1:15 p.m. – Zimmer Press Conference/Open Locker Room

#### Tuesday, September 2

No Media Access – Players Day Off

#### Wednesday, September 3

11:15 a.m.-12:00 p.m. – Zimmer Press Conference/Open Locker Room  
12:50 p.m. – Practice (Filming at beginning of practice)

#### Thursday, September 4

11:15 a.m.-12:00 p.m. – Edwards/Turner Press Conferences/Open Locker Room  
12:50 p.m. – Practice (Filming at beginning of practice)

#### Friday, September 5

10:50 a.m. – Practice (Filming at beginning of practice)  
12:30 p.m.-1:15 p.m. – Zimmer Press Conference/Open Locker Room

#### Saturday, September 6

No Media Access

#### Sunday, September 7

12:00 p.m. – Minnesota Vikings at St. Louis Rams on FOX

#### Monday, September 8

TBD – Open Locker Room  
3:00 p.m. – Zimmer Press Conference

\*Practice open to media at the beginning

Reminder - No blogging or tweeting from practice field or during practice time

### STAT OF THE WEEK

In the last contest against the Rams (12/16/12), also at the Edward Jones Dome, K **Blair Walsh** tied an NFL record for most 50+ yard FGs in a game with 3 (50, 53 & 51).

### GAME SUMMARY



After finishing the 2014 preseason with a perfect 4-0 record, the **Minnesota Vikings** kick off the regular season on the road against the **St. Louis Rams**. The game is scheduled for a noon start at the Edward Jones Dome.

The Week One matchup marks the first time the Vikings and Rams have played on Kickoff Weekend. In the last contest with the Rams in 2012, RB Adrian Peterson ran for 212 yards, including a career-high-tying 82-yard TD during his MVP season. Peterson and the Vikings won the game 36-22. Overall, the Vikings hold a 24-16-2 record against the Rams dating back to their days in Los Angeles.

Vikings Offensive Coordinator Norv Turner coached defensive backs at Southern California while Rams Head Coach Jeff Fisher played DB for the Trojans during the 1980 season.

The Rams, who named former Viking Shaun Hill their starting QB, finished the 2013 season with a 7-9 record.

### BROADCAST COVERAGE

#### NATIONAL TELEVISION: FOX

**Play-by-Play:** Dick Stockton **Analyst:** Kirk Morrison

**Sideline Reporter:** Kristina Pink



#### LOCAL RADIO: KFAN-FM 100.3/KTCN-AM 1130

**Play-by-Play:** Paul Allen **Analyst:** Pete Bercich

**Sideline Reporter:** Greg Coleman

**Pre-Game Show:** Mike Mussman – 10:00 a.m. CT

KFAN and KTCN serve as the flagship stations for the 72-station, 5-state Vikings Radio Network.



### NORSEMAN NOTABLES

- The Minnesota Vikings hold a 29-23-1 record in opening day games all-time.
- RB **Adrian Peterson** holds team opening day records with 180 rushing yards and 3 rushing TDs set against Cleveland on September 13, 2009. Peterson also tied the opening day club record with a 78-yard TD run last year against Detroit.
- **Peterson** needs 170 net yards to tie WR **Cris Carter** (12,410) for the most combined net yards in a career for a Viking. Peterson also needs 2 TDs to tie Randy Moss (93) for the 2nd most TDs in Vikings history. Cris Carter leads the franchise with 110 TDs.
- In the 2012 opener vs. Jacksonville, **Blair Walsh** set the team record for FGs made (4) in an opening game. Walsh also had the longest FG made (55) by a Viking during a season opener.
- The Vikings have scored a TD in 51 consecutive games, 1 game away from a tie for 3rd all-time in team history.
- WR/KR **Cordarrelle Patterson's** 1,393 kickoff return yards in 2013 were the most in Vikings history and 2nd in the NFL last year. His 109-yard kickoff return TD against Green Bay on 10/27/13 is the longest kickoff return in NFL history.
- Entering Week 1 **Patterson** has scored a TD in 5 consecutive games. 6 consecutive games would rank him 6th all-time in team history.
- Vikings QB **Matt Cassel** appeared in 9 games in 2013, including all 5 wins, starting 6 games. Cassel connected on the 4 longest pass plays for the Vikings in 2013 (79t, 70t, 57t & 51).
- CB/PR **Marcus Sherels** set a team record and ranked 2nd in the NFL with a 15.2 punt return average on 22 returns in 2013.
- LS **Cullen Loeffler** will play his 156th game as a Viking in Week 1 against St. Louis, tying LB **Jeff Siemon** for 25th in club history.
- As a team during the 2014 preseason, the Vikings ranked 1st in the NFL in QB rating (104.0) and giveaways (1) and ranked 2nd in points allowed (12.3), interceptions (5) and turnover margin (+5).

\* Statistical assistance throughout the Vikings weekly release is provided by Stats, Inc. & the NFL

# HEAD COACH MIKE ZIMMER



## MIKE ZIMMER



**NFL Head Coach:** 1st Year  
**Overall NFL Experience:** 21st Year  
**Coaching Experience:** 36th Year  
**Overall NFL Record:** 0-0  
**Regular Season:** 0-0  
**Postseason:** 0-0  
**Record with MIN:** 0-0

Mike Zimmer was hired as the 9th Head Coach in Vikings history on January 15, 2014. A veteran defensive coordinator, Zimmer enters his 21st season on an NFL sideline, the past 14 working as defensive coordinator for Cincinnati (2008-13), Atlanta (2007) and Dallas (2000-06).

Zimmer has been a part of 11 playoff teams in his NFL tenure and teams that have won 7 Division titles. He coached the Cowboys DBs when the team won Super Bowl XXX over Pittsburgh after the 1995 season. Since 2009, Zimmer's Bengals defenses ranked in the NFL's top 10 in total defense 4 times, climbing to #3 in 2013. Since 2011, the Bengals ranked #2 in the NFL with 139 sacks (46.3 per season) and have allowed 18.8 points per game, ranking #4 in the NFL in points allowed. The 2013 Bengals posted 20 INTs, the 5th-best mark in the NFL.

Zimmer's arrival in Cincinnati for the 2008 season signaled a franchise turnaround on the defensive side of the ball. The Bengals notched top-10 defensive rankings in 2009, '11, '12 and '13 after only cracking the NFL's top 10 once in 18 seasons prior to Zimmer joining the team. During his tenure, Zimmer coached Geno Atkins as he became one of the top DTs in the NFL, earning consensus All-Pro honors in 2012 and Pro Bowl berths in 2011 and 2012. In 2013, LB Von-Taze Burfict continued his rise from an undrafted rookie free agent in 2012 to a Pro Bowler in 2013. Atkins became the 1st Bengals defensive lineman since Tim Krumrie in 1988 to earn a Pro Bowl trip and Burfict was the 1st Bengals LB to be honored since Jim LeClair in 1976. Over the 2012 and 2013 seasons, the Bengals had 4 different players earn AFC Defensive Player of the Week honors-Michael Johnson, Carlos Dunlap, Atkins and Burfict.

Zimmer led top-10 defenses for Dallas in both a 4-3 and 3-4 scheme. The 2003 Cowboys defense ranked #1 in the NFL with only 253.3 yards per game allowed. During Zimmer's tenure in Dallas as DBs coach (1994-99) and Defensive Coordinator (2000-06) the team ranked in the top 5 of NFL scoring defense a total of 6 times. The 1995 Cowboys hoisted the Lombardi Trophy in Super Bowl XXX with a win over Pittsburgh and one of Zimmer's pupils, CB Larry Brown, won the Super Bowl MVP award with a pair of INTs in the game. Brown is 1 of only 3 DBs to earn Super Bowl MVP honors in the history of the game.

Before moving to the NFL ranks, Zimmer spent 15 seasons coaching at the collegiate level. He spent his final 5 seasons in the college ranks as defensive coordinator at Washington State from 1989-93. Zimmer was at Weber State from 1981-88, serving as defensive coordinator from '83-88. He entered the

coaching profession at Missouri where he served as an assistant from 1979-80.

Zimmer played QB and later LB at Illinois State, earning a degree in physical education. He has 3 children, son Adam and daughters Corri and Marki. Adam is coaching the Vikings LBs after having spent time with Kansas City, New Orleans and Cincinnati as an assistant LBs and DBs coach. The father-son duo has both earned Super Bowl titles with Adam's coming following the 2009 season when the Saints won Super Bowl XLIV over Indianapolis. Coaching is a family tradition with the Zimmers as Mike's father, Bill, earned Illinois Hall of Fame honors as a prep football and wrestling coach. Zimmer played football, baseball and wrestled at Lockport Township High School in suburban Chicago. Both Bill and Mike Zimmer have been inducted into the Lockport Hall of Fame and Bill is also in the Bradley University (Peoria, IL) Hall of Fame.

Vikki Zimmer, Mike's wife of 27 years, passed away in Cincinnati on October 8, 2009. The Pro Football Writers of America recognized Zimmer overcoming the tragedy and the Bengals #4 ranked defense playing a key role in winning then AFC North title by voting him the winner of the Halas Award for the season, an annual award presented to the individual in the NFL that overcame the most adversity to succeed.

### Zimmer's Background

Player	
1974-76	..... Illinois State (QB/LB)
Coach	
1979	..... Missouri (Assistant Coach)
1981-82	..... Weber State (Assistant Coach)
1983-88	..... Weber State (Defensive Coordinator)
1989-93	..... Washington State (Defensive Coordinator)
1994-1999	..... Dallas Cowboys (Assistant Coach)
2000-06	..... Dallas Cowboys (Defensive Coordinator)
2007	..... Atlanta Falcons (Defensive Coordinator)
2008-13	..... Cincinnati Bengals (Defensive Coordinator)
2014	..... Minnesota Vikings (Head Coach)



## ZIMMER'S COACHING BACKGROUND

Year	Team	Position	W-L-T	Result	NFL Ranking Yds/Off Pts allowed
1979	Missouri	Assistant Coach	7-5	Hall of Fame Bowl (W)	
1980	Missouri	Assistant Coach	8-4	Liberty Bowl (L)	
1981	Weber State	Assistant Coach	7-4		
1982	Weber State	Assistant Coach	4-7		
1983	Weber State	Def. Coordinator	6-5		
1984	Weber State	Def. Coordinator	5-6		
1985	Weber State	Def. Coordinator	6-5		
1986	Weber State	Def. Coordinator	3-8		
1987	Weber State	Def. Coordinator	10-3	FCS Playoffs – 2nd Round	
1988	Weber State	Def. Coordinator	5-6		
1989	Washington State	Def. Coordinator	6-5		
1990	Washington State	Def. Coordinator	3-8		
1991	Washington State	Def. Coordinator	4-7		
1992	Washington State	Def. Coordinator	9-3	Copper Bowl (W)	
1993	Washington State	Def. Coordinator	5-6		
1994	Dallas	DBs	12-4	NFC East Champs, NFC Championship Game	
1995	Dallas	DBs	12-4	NFC East Champs, Super Bowl XXX Champions	
1996	Dallas	DBs	10-6	NFC East Champs, Divisional	
1997	Dallas	DBs	6-10		
1998	Dallas	DBs	10-6	NFC East Champs, Wild Card	
1999	Dallas	DBs	8-8	Wild Card	
2000	Dallas	Def. Coordinator	5-11		19/21
2001	Dallas	Def. Coordinator	5-11		4/19
2002	Dallas	Def. Coordinator	5-11		18/12
2003	Dallas	Def. Coordinator	10-6	NFC East Champs, Wild Card	1/4
2004	Dallas	Def. Coordinator	6-10		16/27
2005	Dallas	Def. Coordinator	9-7		10/11
2006	Dallas	Def. Coordinator	9-7	Wild Card	13/21t
2007	Atlanta	Def. Coordinator	4-12		29/25t
2008	Cincinnati	Def. Coordinator	4-11-1		12/1
2009	Cincinnati	Def. Coordinator	10-6	AFC North Champs, Wild Card	4/8t
2010	Cincinnati	Def. Coordinator	4-12		15/19
2011	Cincinnati	Def. Coordinator	9-7	Wild Card	7/9
2012	Cincinnati	Def. Coordinator	10-6	Wild Card	6/6
2013	Cincinnati	Def. Coordinator	11-5	AFC North Champs, Wild Card	3/4



**SEPTEMBER 1, 2014**

**Vikings Head Coach Mike Zimmer**

**Happy Labor Day, we just had a good little practice and we're trying to get them a little acclimated to St. Louis. The players will have a day off tomorrow and then we will get back to work on Wednesday and keep preparing. The guys are focused in and are working hard.**

**Q: What stood out about the guys you claimed on waivers?**

A: Norv (Turner) was with both of them, one in San Diego and one in Cleveland, so he had a good feeling about both of them. We played against MarQueis (Gray) last year a couple of times and he's a good athlete, he has some position flexibility and runs well. (Mike) Harris is a big tackle that has a chance to help us right away.

**Q: Did you feel like you need some more experience along the offensive line?**

A: We've got some younger guys, like I've said before, we're always looking. We had a plan going in that we were going to look real hard. We had an idea of who might get released and who wouldn't. The scouts did a great job of researching a lot of guys and the coaches, too. We came in and looked at a lot of guys yesterday before we put the claims in.

**Q: How does the safety position look now that you have set your 53-man roster?**

A: I don't know yet, we will see, we'll see. We'll see how it goes in practice this week.

**Q: What was the thinking on the release of Chris Crocker, Fred Evans and Kurt Coleman?**

A: Chris (Crocker) and I had talked a long, long time ago about his situation and where it was. Nothing is set in gold. I've kind of told him the situation all along. We felt like Shamar (Stephen) was playing better, with him. The safety position, we've felt like we had a lot of the same guys, special teams had a lot of influence on it.

**Q: What is the plan for Jamarca Sanford, is there going to be an injury settlement?**

A: I'm only worried about this year and what we are doing now.

**Q: What changes now that it's the regular season?**

A: Hopefully, not too much, the preparation or intensity. I'm sure it will pick up some, but we'll start game planning, we'll start narrowing things down. When you're in training camp mode, you put a lot of different things in, look at a lot of different things and then you will narrow some things down that we feel is good against the team that we are playing each week and then we will go from there. Obviously, the 53-man roster, the 46 on gameday, that changes a little bit.

**Q: When you look at this roster do you say, I can win with this team?**

A: I don't see why not. We've been playing good football, we keep doing smart things, we keep doing the things that we have done in the preseason we can go out and beat anybody. But we have to go out and do them, we can't talk about it.

**Q: What do you like about Robert Blanton especially his flexibility in the defensive backfield?**

A: He's a smart guy. Sometimes, when you make the transition from corner to safety it takes those guys awhile, but he's a smart guy, and does that. You have a little bit more athletic ability usually, when you bring a corner in there. It was unfortunate he got hurt early and we didn't have a chance to see him a little bit more.

**Q: Is it down to Marcus Sherels and Josh Robinson for that third cornerback spot?**

A: I've decided.

**Q: Who's it going to be?**

A: I've decided.

**Q: Have you made a decision on your middle linebacker?**

A: Yeah, I've made a determination there, too.

**Q: And that will be declared on Sunday?**

A: Yep.

**Q: When did Linval Joseph come back to practice and what have you seen from him so far?**

A: He practiced yesterday, we had shoulder pads on, looked good, athletic, looked good.

**Q: Do you see anything different in his conditioning since the incident?**

A: No, he's been working real hard. I didn't see anything conditioning wise, I didn't see anything technique wise, he looked really good yesterday.

**Q: When you decided on your 53-man roster, did you step back and say, I like this team?**

A: I've liked this team all along. Obviously, the cuts were hard, especially in some of the positions but like I said before, these guys have all worked real, real hard. The nucleus of guys, the guys we have out here now, you see guys still out there working. They've done everything we've asked them to do. As long as we continue to play real hard, we play real smart, we're physical. I think the fans are going to like watching this team. I think they are going to like watching the things we do offensively and hopefully we will do some good things on defense too.

**Q: What have you seen from Everson Griffen's growth since you have come here?**

A: He's really always been the same guy since I have been here. He's come out of his shell a little bit more now. He's a little more vocal in some of the things. As far as his work ethic and the way he prepares and the way he wants to please, that's been the exact same every single day.

**Q: Now that you have been through the offseason and the preseason is there anything that was eye-opening as far as being a head coach has gone?**

A: Obviously, there has been some things that I have had to think about a little bit more. The first preseason game I was a little nervous for because I was doing a lot of different things. Using the timeouts and the challenges and those things, it's just getting accustomed to doing it. As far as the football team, not so much other than the schedules, when we are going to take the team picture and things like that. What time we are going to practice today as opposed to yesterday and the day before, I think once we get into the routine of the season things will be a little smoother that was as far as schedules and how much time I spend with the offense, how much time I spend with the defense.

**Q: Do you expect nervousness for your first career head coaching regular season game?**

A: I was nervous every game as a defensive coordinator so I'm sure that won't change.

**Q: Did you guys raise the expectations at all after going 4-0 in the preseason? Did the way you play raise expectations of the season?**

A: No, I don't know about raising expectations. I think we've gained some confidence in some of the things, I think we've gained confidence in the techniques that we're teaching and maybe the coaches and what we're doing offensively and defensively but if our expectations weren't very high to begin with then we probably wouldn't be a very good football team anyway. I think the players believe in what we're doing and the things we can accomplish if we continue to do the right things and it's important to me, as I've said 100 times, it's important to me that we have a team that plays real hard, plays real smart, does the right thing, don't commit penalties and those things did show up in the preseason whether it's just the preseason or not, it did show up, I think.

**Q: Did you figure things out during the preseason that now you feel comfortable making defensive calls?**

A: I figured it out.

**Q: Do you plan on doing some or all of the play calls?**

A: We'll see.

**Q: Were you able to get as hands on with players in addition to juggling the head coach's responsibilities?**

A: Pretty much. I'm not afraid to jump into any spot so if I see something, I was coaching some guys today, that's what I do. I'm pretty hands on.

**Q: What are your expectations of Kyle Rudolph heading in to the season?**

A: Kyle is a tremendous young man that, like a lot of our guys, wants to do really, really well, wants to be successful, wants the team to be successful. I don't think we have a lot of "I" guys, I think we have a lot of team guys and that's what he is. I expect him to have a heck of a year. He's a good tight end. I think some of the things that we can do with him, opening up the field, will help create some space for him and hopefully will create some space for everybody else.

**Q: When you make a big decision during the game do you now have to think like a head coach and not a defensive coordinator?**

A: It's still all about a mindset about what we're trying to accomplish. I'm going to try to do the best job I can in each of the situations and I'm sure that I'll make some mistakes but hopefully I'll learn from them. I made plenty of mistakes as a defensive coordinator, too. The more you're in those situations, the more you learn. Norv helps me a lot. We talk about a lot of these situations. He's been through all of these things quite a bit and so being able to talk to him on the sidelines and talk to him about timeouts. I remind him of things too so we're just going to do the best job we can, just like the players.

**Q: What did you see out of Antone Exum, Jr. that made you feel comfortable keeping him on the 53-man roster?**

A: He's a young, developing player that has some ability. He's improved a lot on special teams and so we've got to keep getting him better on defense.

**Q: Do you feel comfortable with getting Linval Joseph, Anthony Barr and Phil Loadholt back?**

A: Yeah.

**Q: Shaun Prater got some reps at safety. Is that a long-term thing?**

A: No, he's playing corner and nickel like he's always played but I told you awhile back that I might even look at him some at safety and he's been playing safety on the scout team so I thought I'd just give him some drills there. Honestly, we're trying to see what guys can do and how many guys you might need at emergency safety and he's got to know what to do when you go in there. That's no different than teaching other guys on the defensive line to play linebacker.

**Q: So you view him still primarily as a corner that has the flexibility?**

A: Yeah, and even when I was in Cincinnati I had a corner that played nickel corner and safety so he was a defensive back and defensive backs play defensive back, however we need to use him.

**Q: Chris Crocker did a little bit of that for you, right?**

A: Crocker did some. Oh man, what's his name. I can't remember now. We had another guy that did it too who was an older vet who was able to do a lot of things. Nate Clements.

**Q: Among your injured players do you see anybody that might not be able to go on Sunday?**

A: I don't believe so.

**Q: Michael Mauti, Brandon Watts?**

A: Well Watts probably. Mauti, we're expecting him to practice on Wednesday.


**Q: Zach Line will be okay?**

A: Yeah, I don't know where he's at.

# VIKINGS-RAMS GAME INFORMATION



## JEFF FISHER



**NFL Head Coach:** 19th Year  
**Overall NFL Experience:** 29th Year  
**Coaching Experience:** 29th Year  
**Overall NFL Record:** 161-143-1 (.530)  
**Regular Season:** 156-137-1 (.532)  
**Postseason:** 5-6 (.455)  
**Record with STL:** 14-17 (.451)  
**Record vs. MIN:** 1-5  
**College:** Southern California ('81)

In January of 2012, Owner/Chairman E. Stanley Kroenke hired Jeff Fisher to be the 22nd full-time head coach in franchise history. In his first two seasons in St. Louis, Fisher has led the team to 14 wins while helping reshape the roster into a talented young group that undoubtedly has the Rams headed in the right direction.

In 2013, St. Louis made significant strides in all three phases. Defensively, the Rams finished ninth in the NFL against the run, which continued a trait that has been consistent of Fisher's teams throughout his coaching career. In 18 full seasons as a head coach, Fisher's teams have finished in the top 10 against the run 13 times. Last season was the Rams' first top 10 finish against the run since 2001.

A year after leading the NFL in sacks, the Rams finished third in the NFL in sacks and ranked second in the league in sacks per pass play in 2013. St. Louis was led by First-Team All-Pro Robert Quinn, who led the NFC and set a new Rams single-season record with 19.0 sacks. Quinn's 19.0 sacks are the most by a player on a team led by Fisher.

Despite some adversity, particularly at the quarterback position, the Rams saw increased production offensively in 2013 as well. Last season, St. Louis scored 27 or more points on six different occasions. From 2009-12, the Rams scored 27 or more points six total games in that time span. In addition, the Rams scored 38 touchdowns in 2013, which was the most the franchise has scored in a season since the 2006 squad found the end zone 39 times.

The Rams' success came despite the fact that starting QB Sam Bradford missed the final nine games of the season due to a knee injury. At the time of his injury, Bradford was playing perhaps the best football of his career. Veteran Kellen Clemens led St. Louis to four victories in its final nine games.

Under Fisher's guidance, the Rams boasted one of the NFL's top special teams units. The St. Louis punt coverage team, led by Johnny Hekker, set a new single-season NFL record for net punting average (44.2). Hekker was named First-Team All-Pro and made his first trip to the Pro Bowl at the conclusion of the season.

Despite having one of the NFL's youngest units for a second season in a row, St. Louis enjoyed success in every area of the kicking game. Rams opponents averaged just 2.6 yards per punt return, which was the lowest in the NFL. In addition, K Greg Zuerlein was 26-of-28 on field goals.

In his first year on the job, Fisher guided the league's youngest team to a 7-8-1 record, which gave the Rams their best winning percentage since 2006. A total of 18 rookies saw game action for the Rams in 2012, giving Fisher's squad a talented young nucleus to build around. Two of the team's top three draft picks – DT Michael Brockers and CB Janoris Jenkins – were named to Pro Football Weekly's All-Rookie team as the two played key roles on a young defense.



Titans Head Coach **Jeff Fisher** played DB at USC under Vikings Offensive Coordinator **Norv Turner** who was the Trojans defensive backs coach during the 1980 season. Fisher is #40 in the picture above, Turner is in the top row, fifth from the left.

## FISHER COACHING/PLAYING BACKGROUND

### Coach

2012-Present	St. Louis Rams	Head Coach
1994-2010	Oilers/Titans	Head Coach
1994	Houston Oilers	Defensive Coordinator
1992-93	San Francisco 49ers	Defensive Backs
1991	Los Angeles Rams	Defensive Coordinator
1988-90	Philadelphia Eagles	Defensive Coordinator
1986-88	Philadelphia Eagles	Defensive Coordinator

### Player

1981-85	Chicago Bears	Defensive Back
1977-80	Southern California	Defensive Back

## VIKINGS-RAMS CONNECTIONS

### VIKINGS- RAMS CONNECTIONS

- Rams Head Coach **Jeff Fisher** played defensive back under Vikings Offensive Coordinator **Norv Turner** in 1980 when Turner served a season as the defensive backs coach at USC.
- Vikings Offensive Coordinator **Norv Turner** served on the LA Rams coaching staff from 1985-1990, including the 1988 playoff game between the Rams and the Vikings played in Minnesota.
- Rams QB **Shaun Hill** entered the league in 2002 as an undrafted free agent with the Minnesota Vikings. Hill was with the Vikings from 2002-06.
- Vikings DB Coach **Jerry Gray** played for the LA Rams from 1985-91, earning 4 trips to the Pro Bowl as well as 2 All-Pro honors. Gray was named the NFL's Defensive Back of the Year by the NFLPA in 1989 and won Pro Bowl MVP honors in 1990. Gray worked with Fisher and the Houston Oilers/Tennessee Titans from 1997-2000 and again in 2011.
- St. Louis Rams WR Coach **Ray Sherman** spent 2 separate stints with the Vikings as the QB Coach from 1995-97 and the Offensive Coordinator in 1999.
- Rams Physical Therapist/Assistant Athletic Trainer **Byron Cunningham** spent the 2009 season with Vikings.
- Vikings Executive VP of Legal Affairs and CAO **Kevin Warren** spent 1997-2001 with the Rams. During his tenure with St. Louis, Warren served as VP of Football Administration in 2001 after working as VP of Player Programs and Football Legal Counsel from 1997-2000.
- Vikings Assistant DBs Coach/Quality Control **Jonathan Gannon** served as a Rams scout from 2009-11.
- Rams Head Coach **Jeff Fisher** played in the same defensive backfield with Vikings great **Joey Browner** at USC.
- Rams Head Coach **Jeff Fisher** and Vikings Assistant DBs Coach/Quality Control **Jonathan Gannon** worked together during the 2012-13 seasons.
- Vikings LB Coach **Adam Zimmer** spent the 2009 season as the Assistant DBs Coach in New Orleans under Rams Defensive Coordinator **Gregg Williams** who held the same position with the Saints from 2009-2011.

### LOCAL CONNECTIONS

- Rams LB **James Laurinaitis** is a Plymouth, Minn. native and attended Wayzata High School where he was named Minnesota's 'Defensive Mr. Football' as a senior when he led his team to the Class 5A state championship game.
- Rams Head Strength and Conditioning Coach **Rock Gullickson** hails from Moorhead, Minnesota and is a graduate of Moorhead State. Gullickson played G for the Dragons and earned All-Northern Sun Conference and AP DIII All-American honors in 1977.

### COLLEGE CONNECTIONS

- Rams QB **Sam Bradford** and Vikings RB **Adrian Peterson** were teammates at Oklahoma in 2006, along with T **Phil Loadholt** from 2007-08.
- Rams S **Darian Stewart** played with Vikings LB **Jasper Brinkley** and CB **Captain Munnerlyn** for three years at South Carolina from 2006-08.
- Vikings CB **Xavier Rhodes** and Rams DB **Lamaricus Joyner** were teammates from 2010-2013 at Florida State.



St. Louis Rams slated starting QB Shaun Hill entered the league in 2002 as an undrafted free agent with the Minnesota Vikings. Hill was with the Vikings from 2002-05.

# VIKINGS-RAMS GAME INFORMATION



## VIKINGS PERFORMANCES VS. RAMS

**Adrian Peterson** ..... 2 games, 28 carries, 275 total yards, 3 TDs, 7.2 yards per rush  
**Chad Greenway** ..... 2 games, 21 total tackles, 1 Sack, 1 TFL, 1 fumble recovery, 1 pass defended  
**Harrison Smith** ..... 1 game, 12 total tackles  
**Blair Walsh** ..... 1 game, 5-of-5 field goals, 3-of-3 from 50+ yards tying an NFL record

## VIKINGS BIG DAYS VS. RAMS

- RB **Adrian Peterson** rushed for 212 yards and two touchdowns in the Vikings last outing against the Rams (12/16/12). Peterson tied his career-long with an 82-yard touchdown scamper in the contest played in St. Louis.
- LB **Chad Greenway** finished with 15 total tackles, including 14 solo stops, one sack and one tackle for a loss, recovered a fumble and recorded on pass defended in the Vikings 36-22 victory on 12/16/12.
- S **Harrison Smith** posted a season-high 12 tackles his rookie year against the Rams. (12/16/12)
- K **Blair Walsh** booted his way into the record book, tying the record for most 50+ yard field goals in a game connecting on kicks from 50, 53 and 51 yards in a 5-of-5 showing. (12/16/12)
- DE **Everson Griffen** scored his lone NFL TD against Rams with a 29-yard INT return (12/16/12).

## A WIN WOULD

- Give **Mike Zimmer** his 1st win as Vikings head coach, making him the fourth coach in franchise history to win his debut with the team.
- Improve the Vikings record against the NFC to 352-282-10 all time.
- Give the Vikings their third-straight win over the Rams at the Edward Jones Dome.
- Improve the Vikings record against the NFC West to 67-46-3 all time.
- Improve Minnesota's record to 25-16-2 in the overall series with the Rams.

## VIKINGS-RAMS SERIES NOTES

- The Vikings and Rams have played 42 times overall with Minnesota holding a 24-16-2 series record.
- The Vikings and LA Rams faced each other in the 1976, '77 and '78 playoffs.
- The last time the Vikings and Rams met was in Week 15 of the 2012 season, a 36-22 Vikings win.
- The Vikings and Rams have played three overtime games in series history, with the teams splitting 1-1-1 in those contests.
- The Vikings are currently 10-13-0 when visiting the Rams. The Vikings won the last contest at the Edward Jones Dome 36-22 in Week 15 of the 2012 season.
- In their last meeting, RB **Adrian Peterson** posted his third-best rushing performances of his career, finishing the game with 212 yards on way to the second-best single-season rushing effort in NFL history, finishing the season with 2,097 yards.

## VIKINGS-RAMS SERIES BY THE NUMBERS

**Record vs. Rams** ..... Vikings 24-16-2  
**Last regular season game** ..... Vikings 36, Rams 22 (2012)  
**Vikings largest winning margin** ..... Vikings 35, Rams 7 (1966)  
**Rams largest winning margin** ..... Rams 35, Vikings 3 (2008)  
**Current series streak** ..... Vikings, 2  
**Vikings longest win streak** ..... 6 (1987-1998)  
**Rams longest win streak** ..... 4 (1978-1985)  
**Most Points, Vikings** ..... 51 (1974)  
**Most Points, Rams** ..... 49 (1992)  
**Most Points, both teams** ..... 86, 2 times (1972, 1999)  
**Fewest Points, Vikings** ..... 10 (1985)  
**Fewest Points, Rams** ..... 3 (2004)  
**Fewest Points, both teams** ..... 16; Vikings 13, Rams 3 (1970)

## VIKINGS-RAMS SERIES

**VIKINGS VS. RAMS ALL-TIME**  
**Won 24, Lost 16, Tie 2; Home 14-3-2, Away 10-13**

VIKINGS VS. RAMS SINCE 1980		
Year	Site	Result
1961	Los Angeles	Los Angeles 31-17
	Minnesota	Minnesota 42-21
1962	Los Angeles	Minnesota 38-14
	Minnesota	Tie, 24-24
1963	Los Angeles	Los Angeles 27-24
	Minnesota	Minnesota 21-13
1964	Los Angeles	Los Angeles 22-13
	Minnesota	Minnesota 34-13
1965	Los Angeles	Minnesota 38-35
	Minnesota	Minnesota 24-13
1966	Minnesota	Minnesota 35-7
	Los Angeles	Los Angeles 21-6
1967	Los Angeles	Los Angeles 39-3
1968	Minnesota	Los Angeles 31-3
1969	Los Angeles	Minnesota 20-13
1969*	Minnesota	Minnesota 23-20
1970	Minnesota	Minnesota 13-3
1972	Los Angeles	Minnesota 45-41
1973	Minnesota	Minnesota 10-9
1974	Los Angeles	Los Angeles 20-17
1974**	Minnesota	Minnesota 14-10
1976	Minnesota	Tie, 10-10 (OT)
1976**	Minnesota	Minnesota 24-13
1977	Los Angeles	Los Angeles 35-3
1977*	Los Angeles	Minnesota 14-7
1978	Minnesota	Los Angeles 34-17
1978*	Los Angeles	Los Angeles 34-10
1979	Los Angeles	Los Angeles 27-21 (OT)
1985	Los Angeles	Los Angeles 13-10
1987	Los Angeles	Minnesota 21-16
1988\$	Minnesota	Minnesota 28-17
1989	Minnesota	Minnesota 23-21 (OT)
1991	Minnesota	Minnesota 20-14
1992	Los Angeles	Minnesota 31-17
1998	St. Louis	Minnesota 38-31
1999*	St. Louis	St. Louis 49-37
2000	St. Louis	St. Louis 40-29
2003	St. Louis	St. Louis 48-17
2005	Minnesota	Minnesota 27-13
2006	Minnesota	St. Louis 41-21
2009	St. Louis	Minnesota 38-10
2012	St. Louis	Minnesota 36-22

\$NFC Wild Card Game  
 \*NFC Divisional Playoffs  
 \*\*NFC Championship Game

## VIKINGS-RAMS ALL-TIME PLAYOFF GAMES

- 1969 (12/27/69)..... NFL Western Conference Championship at Met Stadium; Vikings 23-20
- 1974 (12/29/74)..... NFC Championship at Met Stadium; Vikings 14-10
- 1976 (12/26/76)..... NFC Championship at Met Stadium; Vikings 24-13
- 1977 (12/26/77)..... NFC Divisional Playoffs at LA Coliseum; Vikings 14-7
- 1978 (12/31/78)..... NFC Divisional Playoff at LA Coliseum; Rams 34-10
- 1988 (12/26/88)..... NFC 1st Round Playoff at Metrodome; Vikings 28-17
- 1999 (1/16/00)..... NFC Divisional Playoffs at TWA Dome; Rams 49-37

# VIKINGS-RAMS GAME INFORMATION



## 2013 INDIVIDUAL LEADERS

### 2013 Minnesota Vikings

Qualifying Players Only/2013 Regular Season NFL Rankings

Category	Player	Total	NFC Rank	NFL Rank
<b>Scoring</b>	Walsh.....	121	7	15
<b>Passing Yds.</b>	Cassel.....	1,807	16	31
<b>Passing TDs</b>	Cassel.....	11	17	29t
<b>Passer Rating</b>	Cassel.....	81.6	16	25
<b>Completion Pct.</b>	Ponder.....	63.6	7	10
<b>Rushing Att.</b>	Peterson.....	279	5	6t
<b>Rushing Yds.</b>	Peterson.....	1,266	4	5
<b>Rushing TDs</b>	Peterson.....	10	3	4t
<b>Receptions</b>	Jennings.....	68	21	39
<b>Receiving Yds.</b>	Jennings.....	804	24	41
<b>Receiving TDs</b>	Jennings/Patterson#.....	4	32t	57t
<b>Tackles</b>	Greenway.....	134	5	9
<b>Interceptions</b>	Greenway.....	3	18t	32t
<b>Sacks</b>	Allen.....	11.5	5t	7t
<b>FGs Made</b>	Walsh.....	26	6t	13t
<b>FG Pct.</b>	Walsh.....	86.7	10	19
<b>Net Punting Avg.</b>	Locke#.....	39.2	9	18
<b>Punt Ret. Avg.</b>	Sherels.....	15.2*	1	2
<b>KO Ret. Avg.</b>	Patterson#.....	32.4*	1	1

#Rookie  
\*Franchise Record

### 2013 St. Louis Rams

Category	Player	Total	NFC Rank	NFL Rank
<b>Scoring</b>	Zuerlein.....	112	10	21
<b>Passing Yds.</b>	Bradford.....	1,687	17	35
<b>Passing TDs</b>	Bradford.....	14	15	24t
<b>Passer Rating</b>	Bradford.....	90.9	8	11
<b>Completion Pct.</b>	Bradford.....	60.7	12	18
<b>Rushing Att.</b>	Stacy.....	250	8	11
<b>Rushing Yds.</b>	Stacy.....	973	10	14
<b>Rushing TDs</b>	Stacy.....	7	10t	14t
<b>Receptions</b>	Cook.....	51	36	72
<b>Receiving Yds.</b>	Cook.....	671	32	59
<b>Receiving TDs</b>	Cook.....	5	19t	38t
<b>Interceptions</b>	Johnson.....	3	18t	32t
<b>Fumble Rec.</b>	5 tied.....	2	5t	6t
<b>Sacks</b>	Quinn.....	19.0	1	2
<b>FGs Made</b>	Zuerlein.....	26	6t	13t
<b>FG Pct.</b>	Bironas.....	92.9	3	5t
<b>Net Punting Avg.</b>	Hekker.....	44.2	1	1
<b>Punt Ret. Avg.</b>	Austin.....	8.5	9	16
<b>KO Ret. Avg.</b>	Austin.....	22.1	DNQ	

## 2013 STATISTICAL SNAPSHOT

2013 Regular Season NFL Rankings

Vikings	Record	Rams
5-10-1	7-9	
391.....	<b>Total Points Scored</b> .....	348
24.4.....	<b>Points Per Game</b> .....	21.75
363.....	<b>Offensive Points Scored</b> .....	306
309.....	<b>First Downs</b> .....	282
344.3.....	<b>Total Offense Per Game</b> .....	304.8
5.4.....	<b>Avg. Yards Per Play</b> .....	5.0
130.1.....	<b>Net Rushing Yards Per Game</b> .....	109.5
214.2.....	<b>Net Passing Yards Per Game</b> .....	195.3
19/370.....	<b>Had Intercepted/Yards Returned</b> .....	11/230
32.....	<b>Total Giveaways</b> .....	21
44/218.....	<b>Sacks Allowed/Yards Lost</b> .....	26/235
27:39.....	<b>Possession Average</b> .....	29:05
78/214.....	<b>Third Down Efficiency</b> .....	73/212
10/19.....	<b>Fourth Down Efficiency</b> .....	6/18
70/695.....	<b>Penalties/Yards</b> .....	123/1009
480.....	<b>Opp. Total Points Scored</b> .....	364
30.0.....	<b>Opp. Points Per Game</b> .....	22.75
438.....	<b>Total Offensive Points Allowed</b> .....	329
368.....	<b>Opp. First Downs</b> .....	337
397.6.....	<b>Opp. Total Offense Per Game</b> .....	345.0
5.6.....	<b>Opp. Avg. Yards Per Play</b> .....	5.4
110.4.....	<b>Opp. Net Rushing Yards Per Game</b> .....	102.9
287.2.....	<b>Opp. Net Passing Yards Per Game</b> .....	242.1
100/1003.....	<b>Opp. Penalties/Yards</b> .....	105/978
12/78.....	<b>Defensive Interceptions/Yards Returned</b> .....	14/256
20.....	<b>Total Takeaways</b> .....	29
41/274.....	<b>Defensive Sacks/Yards</b> .....	53.326
-12.....	<b>Turnover Ratio</b> .....	+8
75/39.2.....	<b>Punts/Net Punting Avg.</b> .....	78/44.2

## 2013 NFC NORTH STANDINGS

Team	W	L	T	Pct.	PF	PA	Home	Away	Div.	Conf.
y-Green Bay	8	7	1	.531	417	428	4-3-1	4-4-0	6-5-1	3-2-1
Chicago	8	8	0	.500	445	478	5-3-0	3-5-0	4-8-0	2-4-0
Detroit	7	9	0	.438	395	376	4-4-0	3-5-0	6-6-0	4-2-0
Minnesota	5	10	1	.344	391	480	5-3-0	0-7-1	4-7-1	2-3-1
y-clinched Division										

## VIKINGS VS. NFC NORTH

Team	Total Games	All-Time Series	Titles*
Green Bay Packers.....	107	49-56-2	7
Chicago Bears.....	106	54-50-2	2
Detroit Lions.....	105	69-34-2	0

\* Since 2002 division realignment

The following numbers are combined NFC Central and NFC North:

Playoff Appearances	Division Titles
<b>27</b> ..... Minnesota Vikings	<b>16</b> ..... Minnesota Vikings
24..... Green Bay Packers	11..... Green Bay Packers
15..... Chicago Bears	10..... Chicago Bears
11..... Detroit Lions	3..... Detroit Lions
6..... Tampa Bay Buccaneers	3..... Tampa Bay Buccaneers

## VIKINGS MEDIA-ONLY FTP SITE

For instructions on how to access the Vikings media-only FTP site, which contains transcripts, headshots, press conference audio files and other valuable media information, please visit the final page of this release.

## 2014 WEEK ONE SCHEDULE

### Thursday, September 4

Green Bay Packers at Seattle Seahawks.....7:30 p.m.

### Sunday, September 7

**Minnesota Vikings at St. Louis Rams..... 12:00 p.m.**

New Orleans Saints at Atlanta Falcons..... 12:00 p.m.

Cincinnati Bengals at Baltimore Ravens..... 12:00 p.m.

Buffalo Bills at Chicago Bears..... 12:00 p.m.

Washington Redskins at Houston Texans..... 12:00 p.m.

Tennessee Titans at Kansas City Chiefs..... 12:00 p.m.

New England Patriots at Miami Dolphins..... 12:00 p.m.

Oakland Raiders at New York Jets..... 12:00 p.m.

Jacksonville Jaguars at Philadelphia Eagles..... 12:00 p.m.

Cleveland Browns at Pittsburgh Steelers..... 12:00 p.m.

San Francisco 49ers at Dallas Cowboys.....3:25 p.m.

Carolina Panthers at Tampa Bay Buccaneers.....3:25 p.m.

Indianapolis Colts at Denver Broncos.....7:30 p.m.

### Monday, September 8

New York Giants at Detroit Lions.....6:10 p.m.

San Diego Chargers at Arizona Cardinals.....9:20 p.m.





## VIKINGS OPENING DAY RECORDS

### Rushing Attempts

Player, Year	Rushes
1) Chester Taylor, 2006.....	31
<b>2) Adrian Peterson, 2009.....</b>	<b>25</b>
3t) Dave Osborn, 1968.....	22
3t) Chuck Foreman, 1974.....	22
3t) Chuck Foreman, 1977.....	22
3t) Robert Smith, 1996.....	22
3t) Moe Williams, 2003.....	22
8) Tommy Mason.....	21
9t) Bill Brown, 1964.....	20
9t) Tommy Mason, 1964.....	20
9t) Ted Brown, 1981.....	20
9t) Herschel Walker, 1991.....	20

### Rushing Yards

Player, Year	Yards
<b>1) Adrian Peterson, 2009.....</b>	<b>180</b>
2) Robert Smith, 1997.....	169
3) Terry Allen, 1992.....	140
4) Tommy Mason, 1964.....	137
5) Chuck Foreman, 1978.....	122
6) Robert Smith, 1996.....	113
7) Robert Smith, 2000.....	109
8t) Bill Brown, 1964.....	103
<b>8t) Adrian Peterson, 2007.....</b>	<b>103</b>
<b>8t) Adrian Peterson, 2008.....</b>	<b>103</b>

### Rushing Touchdowns

Player, Year	TDs
<b>1t) Adrian Peterson, 2009.....</b>	<b>3</b>
1t) Daunte Culpepper, 2000.....	3
<b>3t) Adrian Peterson, 2013.....</b>	<b>2</b>
<b>3t) Adrian Peterson, 2012.....</b>	<b>2</b>
3t) Bill Brown, 1968.....	2
3t) Chuck Foreman, 1976.....	2
3t) Brent McClanahan, 1976.....	2
3t) Ted Brown, 1983.....	2
3t) Rick Fenney, 1989.....	2

### Longest Rush

Player, Year	Long
<b>1) Adrian Peterson, 2013.....</b>	<b>78t</b>
1) Robert Smith, 1997.....	78t
2) Dave Osborn, 1967.....	73
<b>3) Adrian Peterson, 2009.....</b>	<b>64t</b>
4) Robert Smith, 2000.....	59
5t) Tommy Mason, 1964.....	51
5t) Terry Allen, 1992.....	51
<b>7) Adrian Peterson, 2011.....</b>	<b>46</b>
8) Clinton Jones, 1968.....	43
9t) Darrin Nelson, 1983.....	34
9t) Leroy Hoard, 1999.....	34
<b>9t) Adrian Peterson, 2008.....</b>	<b>34</b>

### Passing Attempts

Player, Year	Attempts
1) Steve Dils, 1981.....	62
2) Fran Tarkenton, 1978.....	49
3) Rich Gannon, 1992.....	44
4) Tommy Kramer, 1980.....	42
5t) Tommy Kramer, 1986.....	38
5t) Daunte Culpepper, 2001.....	38
7) Warren Moon, 1994.....	37
8t) Many players.....	36

### Completions

Player, Year	Completions
1) Steve Dils, 1981.....	37
2) Tommy Kramer, 1980.....	30
3) Fran Tarkenton, 1978.....	28
4) Warren Moon, 1995.....	26
5t) Tommy Kramer, 1983.....	22
5t) Randall Cunningham, 1999.....	22
5t) Daunte Culpepper, 2001.....	22
5t) Daunte Culpepper, 2005.....	22

### Passing Yards

Player, Year	Yards
1) Tommy Kramer, 1980.....	395
2) Steve Dils, 1981.....	361
3) Tommy Kramer, 1979.....	297
4) Fran Tarkenton, 1978.....	282
<b>5) Christian Ponder, 2012.....</b>	<b>270</b>
6) Rich Gannon, 1992.....	266
7) Fran Tarkenton, 1963.....	262
8) Gary Cuzzo, 1969.....	255
9) Fran Tarkenton, 1961.....	250

### Passing Touchdowns

Player, Year	TDs
1) Daunte Culpepper, 2004.....	5
2t) Fran Tarkenton, 1961.....	4
2t) Tommy Kramer, 1979.....	4
2t) Brad Johnson, 1998.....	4
5t) Joe Kapp, 1968.....	3
5t) Tommy Kramer, 1980.....	3
5t) Wade Wilson, 1987.....	3
5t) Wade Wilson, 1990.....	3
5t) Daunte Culpepper, 2003.....	3

### Receptions

Player, Year	Receptions
1t) Ricky Young, 1978.....	12
1t) Ted Brown, 1981.....	12
3) Ahmad Rashad, 1980.....	11
4) Randy Moss, 2003.....	9
5t) Steve Jordan, 1991.....	8
5t) Amp Lee, 1995.....	8
5t) Cris Carter, 1996.....	8
5t) Cris Carter, 1997.....	8
9t) Many players.....	7

### Receiving Yards

Player, Year	Yards
1) Ahmad Rashad, 1980.....	160
2t) Gene Washington, 1969.....	152
2t) Ahmad Rashad, 1979.....	152
4) Randy Moss, 2003.....	150
<b>5) Jerome Simpson, 2013.....</b>	<b>140</b>
6) Rickey Young, 1978.....	134
7) Bob Grim, 1971.....	126
8) Anthony Carter, 1989.....	123
9) Cris Carter, 1997.....	121
10) Chuck Foreman, 1976.....	106

### Receiving Touchdowns

Player, Year	TDs
1) Ahmad Rashad, 1979.....	4
2t) Ricky Young, 1978.....	2
2t) Herschel Walker, 1990.....	2
2t) Hassan Jones, 1992.....	2

2t) Cris Carter, 1997.....	2
2t) Cris Carter, 1998.....	2
2t) Randy Moss, 1998.....	2
2t) Randy Moss, 2004.....	2

### Longest Pass Plays

Players, Year	Play
1) Wilson-A. Carter, 1987.....	73t
2) Culpepper-Moss, 2000.....	66
3) Culpepper-O. Smith, 2004.....	63t
4) Culpepper-Chamberlain, '02 ..	61
<b>5) Jackson-Peterson, 2008.....</b>	<b>60t</b>
6) Cramer-Rashad, 1979.....	52t
7) Cuzzo-Washington, 1969.....	50
8t) Tarkenton-Reichow, 1961.....	48t
8t) Tarkenton-Brown, 1964.....	48t
8t) Johnson-Moss, 1998.....	48t

### Longest Field Goal

Player, Year	Yards
<b>1) Blair Walsh, 2012.....</b>	<b>55</b>
2) Paul Edinger, 2005.....	53
<b>3t) Blair Walsh, 2013.....</b>	<b>52</b>
3t) Jan Stenerud, 1984.....	52
5) Fuad Reveiz, 1992.....	50
6) Ryan Longwell, 2007.....	49
7) Aaron Elling, 2003.....	46
8t) Ryan Longwell, 2006.....	45
8t) Rick Danmeier, 1981.....	45
8t) Gary Anderson, 2000.....	45

### Most Field Goals

Player, Year	FGs
<b>1) Blair Walsh, 2012.....</b>	<b>4</b>
2t) Fred Cox, 1965.....	3
2t) Fred Cox, 1969.....	3
2t) Fred Cox, 1971.....	3
2t) Fuad Reveiz, 1992.....	3
2t) Gary Anderson, 2000.....	3
2t) Doug Brien, 2002.....	3
8t) Many players.....	2

### Most Points

Player, Year	Points
1) Ahmad Rashad, 1979.....	24
<b>2t) Adrian Peterson, 2013.....</b>	<b>18</b>
<b>2t) Adrian Peterson, 2009.....</b>	<b>18</b>
2t) Bill Brown, 1968.....	18
2t) Ted Brown, 1983.....	18
2t) Daunte Culpepper, 2000.....	18
<b>7) Blair Walsh, 2012.....</b>	<b>14</b>
8t) Many players.....	12

### Longest Punt

Player, Year	Punt
1) Mike Mercer, 1962.....	77
2) Randall Cunningham, 1997.....	65
3) Chris Kluwe, 2005.....	62
4t) Bobby Walden, 1966.....	60
4t) Harry Newsome, 1991.....	60
6t) Mike Mercer, 1961.....	59
6t) Chris Kluwe, 2012.....	59
8) Greg Coleman, 1985.....	58
9) Greg Coleman, 1980.....	57
10t) Many players.....	56

### Most Punt Returns

Player, Year	Returns
1) Eddie Payton, 1981.....	6
2t) Charlie West, 1969.....	5
2t) David Palmer, 1994.....	5
2t) Nate Jacquet, 2001.....	5
2t) Keenan Howry, 2005.....	5
6t) Charlie West, 1968.....	4
6t) Leonard Willis, 1976.....	4
6t) Rufus Bess, 1983.....	4
6t) Leo Lewis, 1988.....	4
6t) Leo Lewis, 1989.....	4

### Longest Punt Return

Player, Year	Return
1) Darius Reynaud, 2009.....	36
2) Leonard Willis, 1976.....	29
3t) Hugh McElhenny, 1961.....	20
3t) Mewelde Moore, 2006.....	20
5t) Bob Reed, 1962.....	19
5t) Bob Grim, 1970.....	19
5t) Keenan Howry, 2005.....	19
8t) Eddie Payton, 1981.....	18
8t) Leo Lewis, 1989.....	18
10) Charlie West, 1969.....	17

### Most Kickoff Returns

Player, Year	Returns
1t) Bob Reed, 1962.....	5
1t) Lance Rentzel, 1965.....	5
1t) Eddie Payton, 1980.....	5
1t) Tyrone Carter, 2000.....	5
1t) Nate Jacquet, 2001.....	5

### Longest Kickoff Return

Player, Year	Return
1) Percy Harvin, 2011.....	103t
2) Clinton Jones, 1969.....	71
3) David Palmer, 1999.....	51
4) Charlie West, 1970.....	49
5t) Clinton Jones, 1972.....	48
5t) Qadry Ismail, 1994.....	48
7) Troy Williamson, 2006.....	44
8t) Percy Harvin, 2009.....	41
8t) Jimmy Edwards, 1979.....	41
10) Bob Reed, 1962.....	40

### Most Interceptions

Player, Year	INTs
1t) Larry Vargo, 1965.....	2
1t) Paul Krause, 1972.....	2
1t) Jeff Siemon, 1972.....	2
1t) Jeff Brady, 1996.....	2
1t) Corey Chavous, 2003.....	2

### Longest Interception Return

Player, Year	INT Return
1) Darren Sharper, 2005.....	88t
2) Brian Williams, 2003.....	77
3) Kevin Williams, 2007.....	54t
4) Paul Krause, 1970.....	40
5) Jimmy Hitchcock, 1998.....	38
6) Ed Sharockman, 1967.....	37

# OPENING DAY NOTES



## VIKINGS ON OPENING DAY

DATE	OPPONENT (ATTENDANCE)	RESULT	HEAD COACH	STARTING QB	RECORD
9/17/1961	vs. Chicago (32,236)	W, 37-13	Norm Van Brocklin	George Shaw	3-11
9/16/1962	at Green Bay (38,669)	L, 7-34	Norm Van Brocklin	Fran Tarkenton	2-11-1
9/15/1963	at San Francisco (30,781)	W, 24-20	Norm Van Brocklin	Fran Tarkenton	5-8-1
9/13/1964	vs. Baltimore Colts (35,563)	W, 34-24	Norm Van Brocklin	Fran Tarkenton	8-5-1
9/19/1965	at Baltimore Colts (56,562)	L, 16-35	Norm Van Brocklin	Fran Tarkenton	7-7
9/11/1966	at San Francisco (29,312)	T, 20-20	Norm Van Brocklin	Fran Tarkenton	4-9-1
9/17/1967	vs. San Francisco (39,638)	L, 21-27	Bud Grant	Ron VanderKelen	3-8-3
9/14/1968	vs. Atlanta (45,563)	W, 47-7	Bud Grant	Joe Kapp	8-6#
9/21/1969	at NY Giants (62,900)	L, 23-24	Bud Grant	Gary Cuozzo	12-2#
9/20/1970	vs. Kansas City (47,900)	W, 27-10	Bud Grant	Gary Cuozzo	12-2#
9/20/1971	at Detroit (54,418)	W, 16-13	Bud Grant	Gary Cuozzo	11-3#
9/18/1972	vs. Washington (47,900)	L, 21-24	Bud Grant	Fran Tarkenton	7-7
9/16/1973	vs. Oakland (46,619)	W, 24-16	Bud Grant	Fran Tarkenton	12-2#
9/15/1974	at Green Bay (56,312)	W, 32-17	Bud Grant	Fran Tarkenton	10-4#
9/21/1975	vs. San Francisco (48,418)	W, 27-17	Bud Grant	Fran Tarkenton	12-2#
9/12/1976	at New Orleans (58,156)	W, 40-9	Bud Grant	Fran Tarkenton	11-2-1#
9/18/1977	vs. Dallas (47,678)	L, 10-16 (OT)	Bud Grant	Fran Tarkenton	9-5#
9/3/1978	at New Orleans (54,187)	L, 24-31	Bud Grant	Fran Tarkenton	8-7-1#
9/2/1979	vs. San Francisco (46,539)	W, 28-22	Bud Grant	Tommy Kramer	7-9
9/7/1980	vs. Atlanta (44,733)	W, 24-23	Bud Grant	Tommy Kramer	9-7#
9/5/1981	at Tampa Bay (66,287)	L, 13-21	Bud Grant	Steve Dils	7-9
9/12/1982	vs. Tampa Bay (58,440)	W, 17-10	Bud Grant	Tommy Kramer	5-4#
9/4/1983	at Cleveland (70,087)	W, 27-21	Bud Grant	Tommy Kramer	8-8
9/2/1984	vs. San Diego (57,276)	L, 13-42	Les Steckel	Tommy Kramer	3-13
9/8/1985	vs. San Francisco (57,375)	W, 28-21	Bud Grant	Tommy Kramer	7-9
9/7/1986	vs. Detroit (54,851)	L, 10-13	Jerry Burns	Tommy Kramer	9-7
9/13/1987	vs. Detroit (57,061)	W, 34-19	Jerry Burns	Wade Wilson	8-7#
9/4/1988	at Buffalo (76,783)	L, 10-13	Jerry Burns	Wade Wilson	11-5#
9/10/1989	vs. Houston (54,015)	W, 38-7	Jerry Burns	Wade Wilson	10-6#
9/9/1990	at Kansas City (68,363)	L, 21-24	Jerry Burns	Wade Wilson	6-10
9/1/1991	at Chicago (64,112)	L, 6-10	Jerry Burns	Wade Wilson	8-8
9/6/1992	at Green Bay (58,617)	W, 23-20 (OT)	Dennis Green	Rich Gannon	11-5#
9/5/1993	at LA Raiders (44,120)	L, 7-24	Dennis Green	Jim McMahon	9-7#
9/4/1994	at Green Bay (59,487)	L, 10-16	Dennis Green	Warren Moon	10-6#
9/3/1995	at Chicago (63,036)	L, 14-31	Dennis Green	Warren Moon	8-8
9/1/1996	vs. Detroit (52,972)	W, 17-13	Dennis Green	Warren Moon	9-7#
8/31/1997	at Buffalo (79,139)	W, 34-13	Dennis Green	Brad Johnson	9-7#
9/6/1998	vs. Tampa Bay (62,538)	W, 31-7	Dennis Green	Brad Johnson	15-1#
9/12/1999	at Atlanta (69,555)	W, 17-14	Dennis Green	Randall Cunningham	10-6#
9/3/2000	vs. Chicago (64,104)	W, 30-27	Dennis Green	Daunte Culpepper	11-5#
9/9/2001	vs. Carolina (64,108)	L, 13-24	Dennis Green	Daunte Culpepper	5-11
9/8/2002	at Chicago (63,226) *	L, 23-27	Mike Tice	Daunte Culpepper	6-10
9/7/2003	at Green Bay (70,505)	W, 30-25	Mike Tice	Daunte Culpepper	9-7
9/12/2004	vs. Dallas (64,105)	W, 35-17	Mike Tice	Daunte Culpepper	8-8#
9/11/2005	vs. Tampa Bay (63,939)	L, 13-24	Mike Tice	Daunte Culpepper	9-7
9/11/2006	at Washington (90,608)	W, 19-16	Brad Childress	Brad Johnson	6-10
9/9/2007	vs. Atlanta (62,815)	W, 24-3	Brad Childress	Tarvaris Jackson	8-8
9/8/2008	at Green Bay (71,004)	L, 19-24	Brad Childress	Tarvaris Jackson	10-6#
9/13/2009	at Cleveland (70,560)	W, 34-20	Brad Childress	Brett Favre	12-4#
9/9/2010	at New Orleans (70,051)	L, 9-14	Brad Childress	Brett Favre	6-10
9/11/2011	San Diego (66,716)	L, 17-24	Leslie Frazier	Donovan McNabb	3-13
9/9/2012	Jacksonville (56,607)	W, 26-23 (OT)	Leslie Frazier	Christian Ponder	10-6#
9/8/2013	at Detroit (62,461)	L, 24-34	Leslie Frazier	Christian Ponder	5-10-1

\* at Champaign, IL  
# qualified for playoffs

**Overall Opening Day Record: 29-23-1**

# 2014 VIKINGS COACHING STAFF



**NORV TURNER**  
Offensive Coordinator

Norv Turner enters his 30th season of NFL coaching in 2014 and his 1st as Offensive Coordinator of the Vikings. A veteran head coach and coordinator, Turner has 15 seasons as an NFL head coach under his belt and as an offensive coordinator for Dallas he helped the Cowboys win Super Bowl XXVII (vs. Buffalo, 1992) and XXVIII (vs. Buffalo, 1993).

Turner most recently served as Offensive Coordinator in Cleveland for the 2013 season and has 8 total seasons as a coordinator- Dallas (1991-93), San Diego (2001), Miami (2002-03), San Francisco (2006) and Cleveland (2013). His 3 stints as a head coach came with Washington (1994-2000), Oakland (2004-05) and San Diego (2007-12).

Since 2007, Turner's teams have ranked in the NFL's top 5 in offensive points 3 times and the 2010 Chargers notched the #1 offense in the league with a 395.6 yard per game output. Turner's system has produced the NFL's leading rusher on 5 different occasions- Emmitt Smith (1991-93), Ricky Williams (2002) and LaDainian Tomlinson (2007). With Cleveland in 2013, Browns WR Josh Gordon led the NFL with 1,646 yards and 9 TDs on 87 catches in only 14 games, doubling his yardage output from the season before. Gordon joined Michael Irvin as WRs under Turner who led the NFL in receiving.

Turner honed his coaching skills at USC from 1976-84 under John Robinson, who had been on the Oregon staff when Turner was a QB from 1971-74. His first taste of coaching came as a graduate assistant in 1975 at Oregon before joining Robinson at USC.

Turner joined Robinson's LA Rams staff (1985-90) and was part of a successful program, winning the NFC West in 1985, earning 4 trips to the playoffs in 6 seasons with the club and working closely with pioneering Rams offensive coordinator Ernie Zampese. In 1991, Turner began a 3-season stint as offensive coordinator for Dallas, helping future Hall of Famer Troy Aikman develop into one of the NFL's greats. In Turner's 1st season, Smith led the NFL in rushing and Michael Irvin led the NFL in receiving, the 1st time since the 1970 merger that teammates led the league in each category, a feat only achieved one time since (Indianapolis, 1999). Smith led the NFL in rushing each season and in 1993 earned NFL MVP honors, the only Dallas player to win the award.

The foundation Turner laid in Dallas helped him earn the head coaching job in Washington from 1994-2000, posting 4 winning seasons, claiming the NFC East in 1999 and advancing to the NFC Divisional Playoffs. Turner went on to serve as head coach in Oakland (2004-05) and most recently San Diego (2007-12) where he won 3 straight AFC West titles (2007-09) and finished 2nd in the Division the other 3 seasons, advancing to face New England in the 2007 AFC Championship game and posting a 56-40 record in regular season action. Turner was honored as USA Today NFL Coach of the Year in 2009.

Turner was raised in the Bay Area suburb of Martinez, CA and attended Alhambra High. As a standout QB and DB, Turner earned a scholarship to Oregon where he was a 3-year letterman for the Ducks (1972-74). Turner's brother, Ron, was an NFL coach with Chicago, Indianapolis and Tampa Bay and currently is head coach at Florida International University, returning to the college ranks where he had been a head coach twice. Turner and wife, Nancy, have 3 children. The eldest, Scott, serves on the Vikings coaching staff working with the QBs after working as an assistant coach with Carolina (2011-12) and Cleveland (2013).



**GEORGE EDWARDS**  
Defensive Coordinator

George Edwards makes his Vikings debut in 2014 as the Defensive Coordinator. This will be Edwards' 3rd stint as an NFL Defensive Coordinator after working in Washington (2003) and Buffalo (2010-2011) in the same capacity. The 2014 season will be Edwards' 17th season in the NFL and 24th season as a coach, all spent on the defensive side of the ball.

Edwards returned to Miami for his second stint as LBs coach for the 2012 and 2013 seasons. In both seasons, Edwards saw 2 starting LBs with at least 100+ tackles. In 2013, newcomers Philip Wheeler (118) and Dannell Elerbe (101) finished 1st and 3rd on the team in tackles, respectively.

Edwards served as Defensive Coordinator with the Buffalo Bills in 2010 and 2011. While with the Bills, Edwards led a base 3-4 defense, however the unit was flexible and played out of multiple fronts throughout his tenure. During his time with the Bills, defensive tackle Kyle Williams emerged as a defensive presence and was named to his first Pro Bowl and produced career numbers in sacks (5.5) and fumble recoveries (2) in 2010. Also under Edwards' watch in 2010, the Bills' pass defense allowed an average of 192.0 passing yards per game to rank 3rd in the AFC, while producing 9 fumble recoveries to tie for 4th in the AFC and forcing 12 fumbles to tie for 5th in the AFC.

From 2005-2009, Edwards was the LBs coach for the Miami Dolphins. His first 3 years with Miami were spent tutoring the linebackers before focusing on the inside linebackers in 2008. Under Edwards, Zach Thomas was selected to the Pro Bowl following both the 2005 and '06 seasons and was named as the NFL Alumni Linebacker of the Year for the 2006 season.

Edwards spent the 2004 season as the Cleveland Browns Linebackers coach. Before that, Edwards was with the Washington Redskins for the 2002 and 2003 seasons. In 2003, Edwards was named the Defensive Coordinator for the 1st time in his career. Following the '03 season, linebacker LaVar Arrington and cornerback Champ Bailey were selected to the NFC Pro Bowl squad. In 2002, Edwards served as the Redskins' assistant defensive coordinator/LBs coach, as Arrington accounted for the most productive season of his NFL career with 107 tackles and 11 sacks and earned his 2nd consecutive Pro Bowl berth.

Edwards entered the NFL with the Dallas Cowboys and remained there from 1998-2001. Serving as the LBs coach, Edwards worked under Defensive Coordinator Mike Zimmer who led the Cowboys' defensive attack. Under Edwards' guidance, Dexter Coakley, a 3rd-round draft choice in 1997, was selected to the Pro Bowl twice over the 4-year span (1999, 2001), as he was Dallas' 2nd-leading tackler all 4 years.

Before making the leap to the NFL ranks, Edwards held collegiate assistant posts at Florida (1991), Appalachian State (1992-95), Duke (1996) and Georgia (1997).

A 4-year letterman at Duke University, Edwards was twice named the special teams captain and an honorable mention All-ACC selection at linebacker in 1989.

A native of Siler City, N.C., Edwards and his wife, Jami, have a son, B.J.



**MIKE PRIEFER**  
Special Teams Coordinator

Mike Priefer enters his 4th year with the Vikings organization as the Special Teams Coordinator. The 13-year NFL coaching veteran has held the same title with the Denver Broncos and Kansas City Chiefs in years past.

Priefer's special teams units are known for creating big-play opportunities. Since entering the League, Priefer has seen his units account for 18 scores (9 KOR, 6 PR, 1 blocked punt, 1 botched FG and 1 safety). He has also seen his squads block 19 kicks (7 punts, 8 FGs, 4 PATs) since 2002.

Since joining the NFL, Priefer has helped David Tyree (ST), Chris Hanson (P), Blair Walsh (K) and Cordarrelle Patterson (RS) earn Pro Bowl nods. Both Walsh and Patterson were named 1st-Team Associated Press All-Pro as rookies, 2 of only 3 Vikings rookies to earn 1st-Team honors in team history. Priefer went to the playoffs with the Giants in 2005 (NFC East Champions), 2006 with Kansas City (Wild Card) and 2012 with the Vikings (Wild Card). In 2012, Priefer was named Special Teams Coach of the Year as voted on by his NFL counterparts and his units ranked #1 in the NFL by the acclaimed Dallas Morning News' special teams rankings.

In 2013, the Vikings showcased the #1 KR man in the NFL, Cordarrelle Patterson, and the #2 PR man in Marcus Sherels. Patterson was named 1st-Team All-Pro and selected to the Pro Bowl after his record-breaking season. Patterson was also named NFC Special Teams Player of the Month for September and NFC Special Teams Player of the Week for his Week 8 performance vs. Green Bay. The rookie broke the Vikings' single-season kick return record with 1,393 kick return yards, on 43 returns, and a 32.4 return average with 2 KR TDs, leading the NFL in all categories. The 32.4 KR average is 4th-highest in the NFL since the 1970 merger and highest since 1985. Patterson tied the single-season team-record with 2 KR TDs (105t, 109t), also leading the NFL. Patterson's 109-yard KR TD (10/27/13 vs. GB) was the longest kick return in NFL history. The Vikings average starting position was the 27.2 yard line in 2013. That is the best starting position in the NFL since the NFL moved kickoffs to the 35-yard line in 2010. Not to be outdone, PR Marcus Sherels set the team-record with a 15.2 PR average, good for 2nd in the NFL in 2013.

The 2012 season saw the Vikings' special teams units reach new heights. Priefer's KOR unit ranked 2nd in the NFL with a 24.6 average start following kickoffs. Rookie kicker Blair Walsh made NFL history going 10-10 on FGs of 50+ yards while being selected to his first Pro Bowl along with being named 1st-Team All-Pro by the AP.

Priefer could not have asked for a better start to the 2011 season, his 1st in Minnesota. Harvin took the opening kickoff, Week 1 at San Diego, 103 yards for a TD. Harvin later made NFL history in Week 12 at Atlanta when he returned a kickoff 104 yards before being stopped at the 3-yard line. It was the longest non-scoring play in League history.

Prior to joining the Vikings in 2011, Priefer had served as an NFL special teams coach for 9 seasons - Jacksonville (2002), New York Giants (2003-05), Kansas City (2006-08) and Denver (2009-10).

From 1994-2001, Priefer coached special teams at the collegiate level, working for Navy (1994-96), Youngstown State (1997-98), VMI (1999) and Northern Illinois (2000-01).

Priefer owns a bachelor's degree from Navy and received a master's degree from the University of Maryland in 1997. His father, Chuck, was a long-time coach who worked in the NFL (Detroit, Green Bay and San Diego) for 17 seasons and coached at the collegiate level for 12 years.

Priefer was born in Cleveland and moved frequently as a coach's son, graduating from high school in Green Bay. He is married to Debbie, and the couple has four children: Samantha, Michael Jr., Wilson and Katie.

## 2014 ASSISTANT COACHES

**ROBB AKEY** Assistant Defensive Line Coach  
**JEFF DAVIDSON** Offensive Line Coach  
**RYAN FICKEN** Assistant Special Teams Coach  
**HANK FRALEY** Assistant Offensive Line Coach  
**JONATHAN GANNON** Assistant Defensive Backs Coach  
**JERRY GRAY** Defensive Backs Coach  
**JEFF HOWARD** Defensive Assistant  
**JEFF HURD** Assistant Strength & Conditioning Coach  
**KLINT KUBIAK** Assistant Wide Receivers Coach  
**JOE MARCIANO** Special Teams Consultant  
**EVAN MARCUS** Strength & Conditioning Coach  
**ANDRE PATTERSON** Defensive Line Coach  
**DREW PETZING** Coaching Assistant  
**KEVIN STEFANSKI** Tight Ends Coach  
**GEORGE STEWART** Wide Receivers Coach  
**SCOTT TURNER** Quarterbacks Coach  
**KIRBY WILSON** Running Backs Coach  
**ADAM ZIMMER** Linebackers Coach

## COACHES IN THE BOOTH

**HANK FRALEY** Assistant Offensive Line Coach  
**JONATHAN GANNON** Assistant Defensive Backs Coach  
**NORV TURNER** Offensive Coordinator  
**KLINT KUBIAK** Assistant Wide Receivers Coach  
**DREW PETZING** Coaching Assistant  
**JEFF HOWARD** Defensive Assistant

# 2014 SCHEDULE NOTES



Date	Opponent	Series	Notes
9/7	at St. Louis	24-16-2	The Vikings look to extend a two-game win streak against the Rams in the opening week of the 2014 season at the Edward Jones Dome. The Week One matchup marks the first time the Vikings and Rams have played on Kickoff Weekend. In the last contest with the Rams in 2012, RB Adrian Peterson ran for 212 yards, including a career-high-tying 82-yard touchdown during his MVP season. Peterson and the Vikings won the game 36-22. Overall, the Vikings hold a 24-16-2 record against the Rams, dating back to their days in Los Angeles. Vikings Offensive Coordinator Norv Turner coached defensive backs at Southern California while Rams Head Coach Jeff Fisher played for the Trojans during the 1980 season. The Vikings hold 29-23-1 record on opening day.
9/14	New England	4-7-0	In their first matchup since the 2010 season and their first in Minnesota since 2006, the Vikings host the Patriots in their regular season debut on the campus of the University of Minnesota and home opener in Week Two. The Patriots and Vikings have met before on the campus of the University of Minnesota in the preseason opener on August 8, 1971 in a game played at Memorial Stadium. In their most recent contest the Patriots downed the Vikings 28-18 at Gillette Stadium. Brendan Daly, who most recently served as the Vikings defensive line coach from 2012-13, is a defensive assistant coach for the Patriots. Vikings QB Matt Cassel was drafted by the Patriots in seventh round in 2005 and spent his first four seasons in the NFL with New England. New England has won seven of the 11 matchups with the Vikings and has a 2-2 record in Minnesota.
9/21	at New Orleans	20-10-0	In Week Three, the Vikings travel New Orleans trying to snap a three-game skid against the Saints. The Vikings hold an 8-7 record while playing at New Orleans. In the most recent Vikings-Saints game played in New Orleans, the Saints downed the Vikings 14-9 on Thursday Night Football during the 2010 Kickoff Weekend. Vikings linebacker coach Adam Zimmer coached for the Saints on their Super Bowl-winning 2009 team.
9/28	Atlanta Falcons	16-11-0	The Vikings host the Falcons in Week Four with a 3:25 PM CT scheduled kickoff. Atlanta, the winner of two straight over the Vikings, trail in the all-time series 11-16 and hold a 4-10 record in Minnesota. Vikings Head Coach Mike Zimmer spent the 2007 season as the Falcons Defensive Coordinator before taking over the same position in Cincinnati, a post he held until joining the Vikings.
10/2	at Green Bay	49-56-2	The Minnesota Vikings travel to neighboring rival Green Bay Packers in Week Five in a nationally televised game on Thursday Night Football. The last matchup at Lambeau Field in Week 12 in 2013 ended in a tie for the second time in series history. In the tie, RB Adrian Peterson had one of his five 100-plus rushing yard games tallying 146 yards on 32 carries and K Blair Walsh earned NFC Special Teams Player of the Week honors after connecting on 4-of-4 on field goal attempts, including the game-tying field goal to extend the overtime period. Green Bay holds a 30-23-2 record when hosting the longstanding rivalry.
10/12	Detroit	69-34-2	The Lions, who lost to the Vikings, 14-13, in the Metrodome finale in Week 17 in 2013, travel to Minnesota in Week Six. In the 2013 matchup in Minnesota, WR Cordarrelle Patterson stole the show scoring both Vikings touchdowns, one on a 50-yard end around and the other on an eight-yard reception to give the Vikings a one-point victory. The Vikings hold a 38-13-1 record against the Lions in Minnesota, winning 15 of their last 16 home contests. The Vikings have more victories, 69, over the Lions than any other opponent.
10/19	at Buffalo	8-4-0	The Vikings will play in their eighth game in club history at Buffalo in Week Seven. The Vikings own a 4-3 record at Buffalo and hold an 8-4 record over the Bills overall. The two teams, who played in Buffalo during the 2013 preseason, last matched up in the regular season in 2010 in Minnesota with the Vikings winning 38-14. The Vikings last regular season trip to Buffalo was in 2006.
10/26	at Tampa Bay	31-22-0	In a matchup of former NFC Central rivals, Minnesota travels to Tampa Bay in Week Eight. The Buccaneers, who have won six straight against the Vikings, will host Minnesota for the first time since 2008. Buccaneers Defensive Coordinator Leslie Frazier will see a familiar foe, having coached the Vikings from 2007-13, serving the final three seasons in purple as the head coach. The all-time series in games played in Tampa is dead even at 13-13 with the Vikings holding the overall series 31-22. The Vikings have yet to win at Raymond James Stadium.
11/2	Washington	11-12-0	The Vikings and the Redskins will face off for the fifth straight year, a series record with the non-division opponent. The 2013 contest was played in primetime in Week 10 on Thursday Night Football where the Vikings won, 34-27. The Vikings have an opportunity to even up the all-time series, which currently stands at 11-12 and 5-6 in Minnesota, in Week Nine. The Vikings have won three of their last four against the Redskins.
11/16	at Chicago	54-50-2	After a last-second 31-30 loss in 2013, the Vikings are searching for their first victory at Chicago since 2007 when then-rookie RB Adrian Peterson ran for 224 and three touchdowns. The Vikings recorded two non-offensive touchdowns at Soldier Field last season with a 105-yard kickoff return touchdown by WR Cordarrelle Patterson and a 61-yard fumble return touchdown by DE Brian Robison. With a 29-21-2 record, the Bears hold the advantage when hosting the Vikings. The Week 11 game is the first after the Vikings Bye Week.
11/23	Green Bay	49-56-2	The border battle takes place at on the campus of the University of Minnesota for the first time in series history during Week 12. In the last matchup with Green Bay in Minnesota WR Cordarrelle Patterson took the opening kick 109 yards for a touchdown, marking the longest kickoff return and tying the longest play in NFL history. Green Bay eventually won the contest, 44-31, evening up the all-time series in games played in Minnesota at 26-26.
11/30	Carolina	6-5-0	In Week 13 the Panthers will visit Minnesota for the second-consecutive season. Carolina, who is one of four playoff teams on the Vikings 2014 schedule, won last season's Week 6 meeting in convincing fashion, 35-10. The Vikings added former Panther CB Captain Munnerlyn via free agency during the 2014 offseason. Munnerlyn, who played his first five seasons with the Panthers, played in 77 games while starting 50 during his career in Carolina. The Vikings hold a 6-5 edge, including a 5-3 mark at home, in the all-time series against the Panthers. Vikings T Matt Kalil and brother, Panthers C Ryan Kalil, will face each other for the second straight year.
12/7	New York Jets	1-8-0	In Week 14, the Vikings welcome the New York Jets to Minnesota. The last time the two teams met was on Monday Night Football in a rainy contest that saw the Jets capture a 29-20 victory. In that game QB Brett Favre threw his historic 500th career touchdown pass to Randy Moss. The Jets own an 8-1 record all-time against the Vikings, including a 3-1 record in Minnesota. The Jets have secured seven straight victories over the Vikings dating back to 1979. The 2014 Vikings-Jets game is the 10th meeting in series history.
12/14	at Detroit	69-34-2	The Vikings visit the Lions in Week 15 after opening the 2013 season at Detroit. RB Adrian Peterson took his first carry of the season 78 yards for a touchdown on the Vikings first offensive play of the season, but the Vikings couldn't hold on, eventually dropping the regular season opener, 24-34. Minnesota possesses a 31-21-1 record all-time while playing at Detroit.
12/21	at Miami	4-7-0	For the first time in eight seasons the Vikings travel to South Beach for a Week 16 game against the Dolphins. The most recent matchup in the Dolphins-Vikings all-time series, which includes Super Bowl VII played in Houston, came in 2010 when Miami snuck out a 14-10 win in Minnesota. Miami owns the edge in the series with a 7-4 record all-time against Vikings, including a 3-1 record at home. Vikings Defensive Coordinator George Edwards returns to Miami where he coached linebackers from 2005-09 and again from 2012-13.
12/28	Chicago	54-50-2	In the regular season finale, the Vikings and Bears will match up at the University of Minnesota stadium for the second time series history. In 2010, the Bears and Vikings played on Monday Night Football on the campus of the University of Minnesota following the collapse of the Metrodome roof. The game, which was played December 20, 2010 was exactly 29 years to the date of the finale at the Met Stadium. The Vikings won last season's game against the Bears at the Metrodome, 23-20, in an overtime thriller powered by Adrian Peterson's season-high 211 rushing yards on a club-record 35 rushing attempts. Bears DE Jared Allen makes his return to Minnesota after signing as a free agent with Chicago in the 2014 offseason.

# 2014 TEAM NOTES



## 2014 CAPTAINS BY GAME

Game.....Captains  
at St. Louis (9/7)....

## 2014 ATTENDANCE BY GAME

Game.....Attendance  
at St. Louis (9/7).....

## 2014 GJALLARHORN SOUNDERS

Game.....Sounder  
vs. New England (9/14)

## PICKING UP PRO BOWLERS

The Vikings have 9 Pro Bowlers on their roster entering the 2014 season. Of those 9 players, six were original draft picks by the Vikings and three were signed as a free agent:

- Matt Cassel** ('10) - FA signee in 2013.
- Jerome Felton** ('12) - FA signee in 2012.
- Chad Greenway** ('11,'12) - Drafted in the 1st round (17th overall) in 2006.
- Greg Jennings** ('10,'11) - FA signee in 2013
- Matt Kalil** ('12) - Drafted in the 1st round (4th overall) in 2012
- Adrian Peterson** ('08,'09,'10,'11,'12,'13) - Drafted in the 1st round (7th overall)
- Cordarrelle Patterson** ('13) - Drafted in the 1st round (29th overall)
- Kyle Rudolph** ('12) - Drafted in 2nd round (43rd overall) in 2011
- Blair Walsh** ('12) - Drafted in 6th round (175th overall) in 2012



## DOMESTIC FIELD ADVANTAGE

### VIKINGS TO PLAY FIRST OF TWO SEASONS ON CAMPUS AT TCF BANK STADIUM

After 32 seasons of playing in the Metrodome, the Minnesota Vikings will move outdoors for the next two seasons as their new downtown stadium is being built. The Vikings will play the 2014 and 2015 seasons on the campus of the University of Minnesota. The Vikings have played one game at the Gophers Stadium, a loss to Chicago on Monday Night Football on December 20, 2010.

On May 14, 2012, Governor Mark Dayton signed into law the stadium legislation after it was passed in the Minnesota House and Senate. It was given final local approval by the 13-member Minneapolis City Council on May 25. The design of the new stadium was unveiled to the public on May 13, 2013. The stadium will feature the largest clear ethylene tetrafluoroethylene (ETFE) roof in the nation and the first on a stadium in the country. On May 20, 2014, NFL owners voted to award Minnesota Super Bowl LII in 2018. In addition to the Super Bowl, the new stadium is in play to host major events in the future, including the NCAA Final Four.

## 2014 NEW FACES

### FREE AGENTS/WAIVERS

Player	Pos.	School
Jasper Brinkley.....	LB.....	South Carolina
MarQueis Gray.....	TE.....	Minnesota
Mike Harris.....	T.....	UCLA
Tom Johnson.....	DT.....	Southern Mississippi
Linval Joseph.....	DT.....	Eastern Carolina
Captain Munnerlyn.....	CB.....	South Carolina
Corey Wootton.....	DE.....	Northwestern

### DRAFTED ROOKIES BY ROUND

Player	Pos.	School
1a) Anthony Barr.....	LB.....	UCLA
1b) Teddy Bridgewater.....	QB.....	Louisville
3a) Scott Crichton.....	DE.....	Oregon State
3b) Jerick McKinnon.....	RB.....	Georgia State
5) David Yankey.....	G.....	Stanford
6a) Antone Exum.....	S.....	Virginia Tech
7a) Shamar Stephen.....	DT.....	Connecticut
7b) Brandon Watts.....	LB.....	Georgia Tech
7c) Jabari Price.....	CB.....	North Carolina

### UNDRAFTED FREE AGENTS

Player	Pos.	School
None		

## 2014 VIKINGS PRACTICE SQUAD

The following 10 players make up the Vikings practice squad in 2013:

Player	Pos.	School	Exp.
11 Donte Foster.....	WR.....	Ohio.....	R
13 Kain Colter.....	WR.....	Northwestern.....	R
23 Joe Banyard.....	RB.....	UTEP.....	2
25 Chris Greenwood.....	CB.....	Albion.....	2
40 Kendall James.....	CB.....	Maine.....	R
59 Zac Kerin.....	C.....	Toledo.....	R
67 Mike Remmers.....	T.....	Oregon State.....	2
76 Isame Faciane.....	DT.....	Florida International.....	R
86 Chase Ford.....	TE.....	Miami.....	2
94 Justin Trattou.....	DE.....	Florida.....	3



## 2013 VIKINGS HONOR ROLL

### QB Matt Cassel

#### NFC FedEx Air Player of the Week - Week 15

- Completed 25-of-36 passes for 382 yards and 2 TDs, leading the Vikings to the highest offensive output in Metrodome history.
- The 382 passing yards were the most by a Vikings QB since Brett Favre threw for a career-high 446 yards on 11/7/10.

### KR Cordarrelle Patterson

#### NFC Special Teams Player of the Month - September

- Led the NFL averaging 33.8 yards per kick return in the first month of the season.
- One of two NFL players to return a kickoff for a touchdown during the month of September.
- The 2nd consecutive month a Vikings rookie has earned NFL Special Teams Player of the Month (Blair Walsh, December 2012).
- The 2nd Vikings kick returner to earn the award (Percy Harvin, September 2012).

### KR Cordarrelle Patterson

#### NFC Special Teams Player of the Week - Week 8

- Set an NFL record for the longest kickoff return when he took the opening kickoff 109 yards for a TD.
- Became the 2nd player in franchise history to have 2 kickoff return TDs in the same season (Percy Harvin, 2009).
- One of five rookies in NFL history to record over 200 return yards and a 45.0+ average in a single game.

### KR Cordarrelle Patterson

#### NFL Offensive Rookie of the Month - December

- Scored 6 TDs during the month of December, the most by any rookie and tied for the third-most by any player.
- Became first rookie to score at least three rushing TDs and three receiving TDs in a calendar month since Roger Craig in December 1983.
- In December, Patterson was one of two players to score at least three rushing TDs and three receiving TDs.

### RB Adrian Peterson

#### NFC FedEx Ground Player of the Week - Week 4

- Rushed for 140 yards and 2 TDs in a Vikings 31-24 victory over Pittsburgh.
- Recorded his 12th rush of 60+ yards, an NFL record. The previous record was 9 set by Jim Brown.

### RB Adrian Peterson

#### NFC FedEx Ground Player of the Week - Week 13

- Rushed for 211 yards in the Vikings 23-20 overtime victory over Chicago.
- His 211 yards put him over 10,000 rushing yards for his career, becoming the 3rd-fastest to that mark in NFL history.

### K Blair Walsh

#### NFC Special Teams Player of the Week - Week 12

- Was a perfect 4-4 on FGs including a 47-yarder in regulation and a 35-yarder in OT.
- Registered 5 touchbacks on a cold day in Green Bay. The FGs (4) and touchbacks (5) were both season highs.
- This is Walsh's 4th POW award, joining Gary Anderson and Mitch Berger for most in team history in only his 2nd season.



## BY THE NUMBERS

3

Rushing TDs by rookie WR **Cordarrelle Patterson**, the most by a Vikings WR in a single season and most in the NFL in 2013.

5

Career 200-plus rushing yard games by **Adrian Peterson**, tied for second most in NFL history (Tiki Barber 5, O.J. Simpson 6).

6

Consecutive seasons **Chad Greenway** has led the team in tackles, tying Ring of Honor member Scott Studwell's franchise record.

15.2

PR **Marcus Sherels'** punt return average during the 2013 season, the highest single-season average in franchise history. Sherels finished the season second in the NFL.

22

Tackles for LB **Chad Greenway** vs. Oakland on 11/20/11, the second most in a game by a Viking.

23

Passes defended by Vikings rookie CB **Xavier Rhodes**, the most by a rookie in franchise history and second most by any Viking.

42

Career 100-yard rushing performances for RB **Adrian Peterson**.

91

Career TDs for RB **Adrian Peterson**. With 86 rushing TDs and 5 receiving TDs, Peterson ranks third in franchise history in total touchdowns trailing only Randy Moss (93) and Cris Carter (110).

101

Games it took **Adrian Peterson** to reach 10,000 rushing yards, the 3rd fastest in NFL history behind Eric Dickerson (91) and Jim Brown (98).

109

Longest kickoff return in NFL history, set by rookie KR **Cordarrelle Patterson** on 10/27/13 vs. Green Bay.

119

Punt return yards by PR **Marcus Sherels** against the New York Giants on 10/21/13, a single-game franchise record.

135

Team sacks for the **Vikings** since the beginning of the 2011 season, third most in the NFL during that span.

156

Games played by LS **Cullen Loeffler**, tying him for 25th all-time in Vikings history with LB **Jeff Simon**.

296

Rushing yards **Adrian Peterson** had against the Chargers on Nov. 4, 2007. It stands as the highest single-game rushing total in NFL history.

1,393

Kick return yards by KR **Cordarrelle Patterson**, the single-season franchise record.

# 2014 ROSTER NOTES



## ROSTER NOTES

<b>Oldest Viking Player</b>	Cullen Loeffler	33, born 1/27/81
<b>Youngest Viking Player</b>	Teddy Bridgewater	21, born 11/10/92
<b>Most Seasons as a Viking</b>	Cullen Loeffler	11
<b>Most NFL Seasons</b>	Cullen Loeffler	11
<b>College with the most Vikings</b>	Notre Dame /USC	4
<b>Conference with the most Vikings</b>	Pac-12	10 players on roster
<b>Largest Viking</b>	Phil Loadholt	6-8, 343 lbs
<b>Smallest Viking</b>	Marcus Sherels	5-10, 175 lbs
<b>Former 1st-Round Draft Picks</b>	10	Anthony Barr Teddy Bridgewater Sharrif Floyd Chad Greenway Matt Kalil Cordarrelle Patterson Adrian Peterson Christian Ponder Xavier Rhodes Harrison Smith
<b>Pro Bowlers</b>	9	Matt Cassel Jerome Felton Chad Greenway Greg Jennings Matt Kalil Cordarrelle Patterson Adrian Peterson Kyle Rudolph Blair Walsh
<b>Coaches who played in the NFL</b>	4	Jeff Davidson Hank Fraley Jerry Gray George Stewart

## 50 & UP

LS **Cullen Loeffler** tops the list of most games played as a Viking on the current roster with 155, but several others have logged 50 or more.

Player	GP (S)
Cullen Loeffler	155
Chad Greenway	112 (111)
Brian Robison	110 (54)
Adrian Peterson	103 (96)
John Sullivan	93 (77)
Phil Loadholt	78 (78)
Everson Griffen	59 (1)



## PRONUNCIATION GUIDE

### PLAYERS ..... PRONUNCIATION

Matt <b>Asiata</b>	ah-SEE-ah-ta
Joe <b>Berger</b>	BUR-jur
<b>Audie</b> Cole	ODD-ee
Scott <b>Crichton</b>	CRY-ton
Vladimir <b>Ducasse</b>	doo-CAAS
<b>Antone</b> Exum, Jr.	ann-TONE
Brandon <b>Fusco</b>	FUSS-co
<b>MarQueis</b> Gray	mar-KWEES
<b>Linval</b> Joseph	lin-VALL
Matt <b>Kalil</b>	kuh-LIL
Cullen <b>Loeffler</b>	LEFF-ler
Michael <b>Mauti</b>	MAW-tee
<b>Cordarrelle</b> Patterson	core-DARE-ul
Shaun <b>Prater</b>	PRAY-ter
Brian <b>Robison</b>	ROB-ah-sin
Andrew <b>Sendejo</b>	sin-DAY-ho
Shamar <b>Stephen</b>	STEF-an
Marcus <b>Sherels</b>	SHARE-els
Corey <b>Wootton</b>	WOOT-in
David <b>Yankey</b>	yankee

### COACHES ..... PRONUNCIATION

Robb <b>Akey</b>	A-key
Klint <b>Kubiak</b>	koo-BEE-ack
Mike <b>Priefer</b>	PREE-fer



# VIKINGS TEAM NOTES



## 2013 NFL STANDINGS

### AFC East

Team	W	L	T	Pct.	PF	PA	Home	Away	Conf.	Div.
y-New England	12	4	0	.750	444	338	8-0-0	4-4-0	9-3-0	4-2-0
New York Jets	8	8	0	.500	290	387	6-2-0	2-6-0	5-7-0	3-3-0
Miami	8	8	0	.500	317	335	4-4-0	4-4-0	7-5-0	2-4-0
Buffalo	6	10	0	.375	339	388	4-4-0	2-6-0	5-7-0	3-3-0

### AFC North

Team	W	L	T	Pct.	PF	PA	Home	Away	Conf.	Div.
y-Cincinnati	11	5	0	.688	391	336	6-2-0	5-3-0	8-4-0	3-3-0
Pittsburgh	8	8	0	.500	379	370	5-3-0	3-5-0	6-6-0	4-2-0
Baltimore	8	8	0	.500	320	352	6-2-0	2-6-0	6-6-0	3-3-0
Cleveland	4	12	0	.250	308	406	3-5-0	1-7-0	3-9-0	2-4-0

### AFC South

Team	W	L	T	Pct.	PF	PA	Home	Away	Conf.	Div.
y-Indianapolis	11	5	0	.688	391	336	6-2-0	5-3-0	9-3-0	6-0-0
Tennessee	7	9	0	.438	362	381	3-5-0	4-4-0	6-6-0	2-4-0
Jacksonville	4	12	0	.250	247	449	1-7-0	3-5-0	4-8-0	3-3-0
Houston	2	14	0	.125	276	428	1-7-0	1-7-0	2-10-0	1-5-0

### AFC West

Team	W	L	T	Pct.	PF	PA	Home	Away	Conf.	Div.
z-Denver	13	3	0	.813	606	399	7-1-0	6-2-0	9-3-0	4-2-0
x-Kansas City	11	5	0	.688	430	305	5-3-0	6-2-0	7-5-0	2-4-0
x-San Diego	9	7	0	.563	396	348	5-3-0	4-4-0	6-6-0	4-2-0
Oakland	4	12	0	.250	322	453	3-5-0	1-7-0	4-8-0	1-5-0

### NFC East

Team	W	L	T	Pct.	PF	PA	Home	Away	Conf.	Div.
y-Philadelphia	10	6	0	.625	442	382	4-4-0	6-2-0	9-3-0	4-2-0
Dallas	8	8	0	.500	439	432	5-3-0	3-5-0	4-8-0	2-4-0
New York	7	9	0	.438	294	383	4-4-0	3-5-0	6-6-0	3-3-0
Washington	3	13	0	.188	334	478	2-6-0	1-7-0	1-11-0	0-6-0

### NFC North

Team	W	L	T	Pct.	PF	PA	Home	Away	Conf.	Div.
y-Green Bay	8	7	1	.531	417	428	4-3-1	4-4-0	6-5-1	3-2-1
Chicago	8	8	0	.500	445	478	5-3-0	3-5-0	4-8-0	2-4-0
Detroit	7	9	0	.438	395	376	4-4-0	3-5-0	6-6-0	4-2-0
Minnesota	5	10	1	.344	391	480	5-3-0	0-7-1	4-7-1	2-3-1

### NFC South

Team	W	L	T	Pct.	PF	PA	Home	Away	Conf.	Div.
y-Carolina	12	4	0	.750	366	241	7-1-0	5-3-0	9-3-0	5-1-0
x-New Orleans	11	5	0	.688	414	304	8-0-0	3-5-0	9-3-0	5-1-0
Atlanta	4	12	0	.250	353	443	3-5-0	1-7-0	3-9-0	1-5-0
Tampa Bay	4	12	0	.250	288	389	3-5-0	1-7-0	2-10-0	1-5-0

### NFC West

Team	W	L	T	Pct.	PF	PA	Home	Away	Conf.	Div.
z-Seattle	13	3	0	.813	417	231	7-1-0	6-2-0	10-2-0	4-2-0
x-San Francisco	12	4	0	.750	406	272	6-2-0	6-2-0	9-3-0	5-1-0
Arizona	10	6	0	.625	379	324	6-2-0	4-4-0	6-6-0	2-4-0
St. Louis	7	9	0	.438	348	364	5-3-0	2-6-0	4-8-0	1-5-0

x - clinched playoff spot    y - clinched division    z - clinched conference

## NFC PLAYERS OF THE WEEK

Minnesota has 4 current players that have earned 12 NFC Player of the Week honors as members of the Vikings.

**Chad Greenway** - Defensive Player of the Week - at DET (9/20/09)

- Finished with 4 tackles, 2 INTs, 1 FR.
- Became just the 15th player in team history to notch a 3-takeaway game and only the 3rd LB to accomplish the feat.

**Cordarrelle Patterson** NFC Special Teams Player of the Week vs. GB (10/27/13)

- Set an NFL record for longest kick return TD when with a 109-yard return.
- Finished with 228 return yards, 2nd-most in franchise history.

**Adrian Peterson** NFC Offensive Player of the Week vs. ARI (10/9/11)

- Peterson rushed for 122 yards and 3 TDs in the Vikings win vs Arizona.
- All 3 of Peterson's TDs came in the 1st quarter.

**Adrian Peterson** - Offensive Player of the Week - vs. DET (9/26/10)

- Rushed for 160 yards and two TDs on 23 carries (7.0 avg.).
- Also caught five passes for 30 yards.

**Adrian Peterson** - Offensive Player of the Week - vs. GB (11/9/08)

- Rushed for 192 yards and a TD on 30 carries (6.4 avg.).
- Also caught 3 passes for 33 yards.

**Adrian Peterson** - Offensive Player of the Week - vs. SD (11/4/07)

- Set an NFL record with 296 rushing yards on the day.
- Carried 30 times for 296 (9.9 avg.) and 3 TDs, including a 64-yarder.

**Adrian Peterson** - Offensive Player of the Week - at CHI (10/14/07)

- Rushed 20 times for 224 yards and 3 TDs, including a 73-yarder.
- Averaged 11.2 yards per carry and caught 1 pass for 9 yards.

**Adrian Peterson** - Offensive Player of the Week - vs. ARI (10/21/12)

- Had 153 rushing yards and 1 TD on 23 carries.
- Averaged 6.7 yards per carry and caught 2 passes for 6 yards.

**Adrian Peterson** - Offensive Player of the Week - vs. CHI (12/9/12)

- Recorded 154 yards on a career high 31 rushing attempts while finding the endzone twice on a pair of 1-yard runs.
- Ran for his 7th consecutive 100+ yard game and recorded his League-leading 5th 50+ yard run.

**Blair Walsh** - Special Teams Player of the Week - vs. JAX (9/9/12)

- Went 4/4 on FGs of 20, 42, 55 and 38 yards was 2-2 on extra points. The 55-yard kick sent the Vikings/Jaguars game to overtime.
- Walsh connected on a 38-yard FG in overtime that proved to be the game-winning kick.

**Blair Walsh** - Special Teams Player of the Week - vs. STL (12/16/12)

- Went 5/5 on FGs of 50, 38, 42, 53, 51 yards was 3/3 on extra points to give him 18 points against the St. Louis Rams.
- Walsh made 3 50+ yard FGs (50, 53, 51) which is tied for the most in NFL history.

**Blair Walsh** - Special Teams Player of the Week - vs. GB (11/24/13)

- Went a perfect 4-for-4 on FGs, including a 47-yarder in regulation and a 35-yarder in OT.
- Added 5 kickoff touchbacks, which tied a season high.





## FIRST ROUND FOCUS

The Vikings feature 10 players on the roster who entered the NFL as 1st-round draft choices, all of which were selected by the Vikings.

### VIKINGS 1ST-ROUND TALENTS

PLAYER, TEAM	SEASON, SELECTION
Chad Greenway, Minnesota	2006, #17
Adrian Peterson, Minnesota	2007, #7
Christian Ponder, Minnesota	2011, #12
Matt Kalil, Minnesota	2012, #4
Harrison Smith, Minnesota	2012, #29
Sharrif Floyd, Minnesota	2013, #23
Xavier Rhodes, Minnesota	2013, #25
Cordarrelle Patterson, Minnesota	2013, #29
Anthony Barr, Minnesota	2014, #9
Teddy Bridgewater, Minnesota	2014, #32

## ALOHA VIKINGS

The Vikings have 9 players who have earned a combined 16 Pro Bowl honors during their careers.

### PRO BOWL BERTHS AMONG VIKINGS

PLAYER	SEASONS
Adrian Peterson, RB, 6	2007, '08, '09, '10, '12, '13
Greg Jennings, WR, 2	2010, '11
Chad Greenway, LB, 2	2011, '12
Matt Cassel, QB, 1	2010
Jerome Felton, FB, 1	2012
Matt Kalil, T, 1	2012
Kyle Rudolph, TE, 1	2012
Blair Walsh, K, 1	2012
Cordarrelle Patterson, KR, 1	2013

## HOMES OF THE VIKINGS

The Vikings bid farewell to Mall of America Field at the Hubert H. Humphrey Metrodome in the 2013 season finale, a win over Detroit. In the 53-year Vikings history the club has called Met Stadium and MOA Field their homes. For the 2014 and 2015 seasons the Vikings will play at TCF Bank Stadium on the campus of the University of Minnesota.

From 1961-81 the Vikings played outdoors at Met Stadium, amassing a 97-59-4 record in 160 all-time regular season and playoff games. The 1st game played at the Met was the preseason finale of the 1961 inaugural season vs. the LA Rams on 9/10/61, a 21-17 Vikings loss. The 1961 regular season opener was week later when the Vikings upset Chicago 37-13 at the Met. The capacity of the Met was 48,446 during the 1981 season.

For the 1982 season, the Vikings moved downtown and indoors to the Metrodome and went on to play 260 all-time regular season and playoff games, amassing a 168-92 mark. The Vikings played 11 seasons longer at the Metrodome than at Met Stadium- 32 seasons to 21.

## RECORDS OF TEAMS SINCE 1970 MERGER

The Vikings **379 wins since the 1970 AFL-NFL merger rank 6th in the NFL** over that span and trail only behind Dallas and San Francisco in the NFC. The Vikings have won 16 Division titles since the 1970 season, the 4th-most among NFL teams, and have made 25 playoff appearances, the 3rd-most in the NFL and 2nd in the NFC behind only Dallas.

### Wins by NFL teams since the 1970 AFL-NFL merger

Team	Wins
1) Pittsburgh	412
2) Miami	400
3) Dallas	397
4) Denver	393
5) San Francisco	387
<b>6) Minnesota</b>	<b>379</b>

### Playoff berths by NFL teams since the 1970 AFL-NFL merger

Team	Playoffs
1) Dallas	26
1) Pittsburgh	26
<b>3) Minnesota</b>	<b>25</b>
4) San Francisco	24
5) Miami	22

### Division titles by NFL teams since the 1970 AFL-NFL merger

Team	Playoffs
1) Pittsburgh	20
2) San Francisco	19
3) Dallas	17
<b>4) Minnesota</b>	<b>16</b>
5) New England	15

## HOME FIELD ADVANTAGE

The Vikings begin a 2-year stint at TCF Bank Stadium hoping to continue the strong home record they have held throughout their history. The Vikings have amassed the 3rd-most home wins by an NFL team since the 1970 AFL-NFL merger. The club moved from Metropolitan Stadium following the 1981 season, playing at Mall of America Field at HHH Metrodome starting in 1982. **The Vikings played 260 regular season and playoff games indoors, notching a 168-92 record.** In 2010 the team endured the loss of the final 2 home games of the season following the collapse of the Dome roof due to heavy snows and blizzard conditions. The Vikings played "host" to the NY Giants at Detroit's Ford Field and played the regular season home finale at TCF Bank Stadium on the University of Minnesota campus when Chicago visited for a Monday Night Football matchup on 12/20/10. Ironically, the game was 29 years to the day since the last outdoor Vikings game in Minnesota, the finale at Met Stadium on 12/20/81 against Kansas City.

### Home records of NFL teams since the 1970 AFL-NFL merger

Team	Wins
Pittsburgh	244-95-1
Denver	235-102-4
<b>Minnesota</b>	<b>227-113-1</b>
Miami	227-111-1
Dallas	226-114
New England	215-125
Green Bay	211-123-6
San Francisco	212-125-3

### Vikings best home records- regular season

Team	Record
1989	8-0
1998	8-0
2009	8-0
1969	7-0
1970	7-0



## VIKINGS A RUSH

Over the last 7 years the Vikings have led the NFL, rushing for 15,865 yards. The team's 141.4 yards per game average ranks #1.

### Rushing Yards Per Game 2007-2013

Team	Yards	Avg. Per Game
1) Minnesota	15,865	141.7
2) Carolina	15,127	135.1
3) NY Jets	14,581	130.2

The team's 4.8-yard average is 1st in the NFL over the past 7 seasons.

### Highest Yards Per Carry Average 2007-2013

Team	Attempts	Yards	Avg.
1) Minnesota	3,278	15,865	4.8
2) Philadelphia	3,023	14,348	4.7
3) Carolina	3,298	15,127	4.6

The Vikings lead the NFL with 463 rushes of 10+ yards since 2007.

### Rushes of 10+ Yards 2007-2013

Team	Rushes of 10+ Yards
1) Minnesota	463
2) Carolina	431
3) Philadelphia	434

## SPECIAL DELIVERIES

The Vikings have notched 4 KO Return TDs and 2 PR TDs during the 4 seasons Mike Priefer has coordinated the Vikings special teams units, 3 players- Cordarrelle Patterson, Marcus Sherels and Percy Harvin have combined for the 6.

### 2013 NFL Average Starting Field Position After Kickoffs

Team	Avg. Starting Line
1) Minnesota	27.2
2) Kansas City	26.3
3) Baltimore	24.4

### 2011-14 NFL Kickoff Return Average

Team	KOR Avg.
1) Baltimore	26.3
2) Minnesota	26.0

### 2011-14 NFL Kickoff Return Touchdowns

Team	KO Returns/TDs
1) Minnesota	163/4
2) Baltimore	146/3
3t) Denver	106/2
3t) San Diego	115/2
3t) Kansas City	139/2
3t) Tennessee	139/2
3t) NY Jets	157/2

## HE'S GOT THE MAGIC TOUCHBACK

Blair Walsh's kickoff ability has earned him a spot in the Vikings record book.

### Most Kickoff Touchbacks in a Game- Vikings

Player, Game	Touchbacks
Blair Walsh, vs. Philadelphia, 12/15/13	7
Blair Walsh, @ Washington, 10/14/12	7
Blair Walsh, vs. Detroit, 11/11/12	6
Blair Walsh, @ St. Louis, 12/16/12	6
Blair Walsh, @ Green Bay, 11/24/13	5
Blair Walsh, vs. Cleveland, 9/22/13	5
Blair Walsh, @ Detroit, 9/8/13	5
Blair Walsh, vs. Tennessee, 10/7/12	5
Blair Walsh, @ Detroit, 9/30/12	5
Mitch Berger, vs. Jacksonville, 12/20/98	5
Mitch Berger, vs. Chicago, 12/6/98	5
Mitch Berger, vs. Green Bay, 11/22/98	5
Mitch Berger, vs. Washington, 10/18/98	5

### Most Kickoff Touchbacks in a Season- Vikings

Player, Game	Touchbacks
Blair Walsh, 2012	53
Blair Walsh, 2013	43
Mitch Berger, 1998	40

## THE REAL CORDARRELLE DEAL

Cordarrelle Patterson became only the 2nd Vikings player to score multiple KO return TDs in a season or career when he set a team and NFL record for longest KO return with a 109-yarder on the opening kickoff vs. Green Bay. **Patterson set team records for KOR avg and yards in a season and earned AP 1st-Team All-Pro honors as a return man.**

### Longest Kickoff Returns- Vikings

Player, Game	Yards
<b>Cordarrelle Patterson, vs. Green Bay, 10/27/13</b>	<b>109t</b>
<b>Cordarrelle Patterson, at Chicago, 9/15/13</b>	<b>105t</b>
Percy Harvin, at Detroit, 9/30/12	105t
Percy Harvin, at Atlanta, 11/27/11	104
Aundrae Allison, vs. Detroit, 12/2/07	104t
Percy Harvin, at San Diego, 9/11/11	103t
Percy Harvin, vs. San Francisco, 9/27/09	101t
Lance Rentzel, vs. Baltimore, 11/14/65	101t
Eddie Payton, vs. Oakland, 9/14/81	99t
Clinton Jones, vs. NY Giants, 11/5/67	96t
Percy Harvin, vs. Dallas, 10/17/10	95t

### 2013 Longest NFL Kickoff / Punt Return TDs

Player, Team	Play
<b>Cordarrelle Patterson, Minn. vs. GB (10/27)</b>	<b>109t KOR</b>
Knile Davis, KC vs. Denver (12/1)	108t KOR
<b>Cordarrelle Patterson, Minn. at Chi (9/15)</b>	<b>105t KOR</b>
Trindon Holliday, Denver vs. Philadelphia (9/29)	105t KOR
Tavon Austin, St. Louis vs. Indianapolis (11/9)	98t PR
Jeremy Ross, Detroit vs. Philadelphia (12/8)	98t KOR
Quintin Demps, Kansas City vs. Washington (12/8)	95t KOR
Micah Hyde, GB at Minnesota (10/27)	93t PR
Dexter McCluster, KC vs. NYG (9/29)	89t PR
Keshawn Martin, Houston vs. Oak (11/17)	87t PR
<b>Marcus Sherels, Minn. at NYG (10/21)</b>	<b>86t PR</b>
Dwayne Harris, Dallas vs. Wash. (10/13)	86t PR

### 2013 NFL KO Return Average

Player, Team	KR/Yds/Avg/TD
1) <b>Cordarrelle Patterson, Minnesota</b>	<b>43/1,393/32.4/2</b>
2) Dwayne Harris, Dallas	28/857/30.6/0

### Vikings Kickoff Return Average- Season

Player, Season	Avg
<b>Cordarrelle Patterson, 2013</b>	<b>32.4 yds</b>
Aundrae Allison, 2007	28.7 yds

### NFL Kickoff Return Average in a Season since 1970 NFL Merger

Player, Team, Season	Avg
Jim Duncan, Baltimore, 1970	35.4
Ron Brown, LA Rams, 1985	32.8
Cecil Turner, Chicago, 1970	32.7
<b>Cordarrelle Patterson, Minnesota, 2013</b>	<b>32.4</b>

### Vikings Kickoff Return Yards- Season

Player, Season	KOR TDs
<b>Cordarrelle Patterson, 2013 (rookie)</b>	<b>1,393</b>
Buster Rhymes, 1985 (rookie)	1,345

### Career KO Return TDs- Vikings

Player	KOR TDs
Percy Harvin	5
<b>Cordarrelle Patterson</b>	<b>2</b>
11 others tied with	1

### Single Season KO Return TDs- Vikings

Player, Season	KOR TDs
<b>Cordarrelle Patterson, 2013</b>	<b>2</b>
Percy Harvin, 2009	2

### Fastest Scores in Vikings History

Player, Game, Play	Elapsed Time
Percy Harvin at Detroit (9/30/12), 105t KOR	0:12
<b>Cordarrelle Patterson, vs. Green Bay (10/27/13), 109t KOR</b>	<b>0:13</b>
<b>Cordarrelle Patterson, at Chicgao (9/15/13), 105t KOR</b>	<b>0:13</b>
Napolean Harris, at Jacksonville (11/23/08), 27t FR	0:13
Travis Taylor, vs. New Orleans (9/25/05), 24t Pass	0:13

### Longest Plays in NFL History

Player, Game	Play
<b>Cordarrelle Patterson, Minn vs. GB (10/23/07)</b>	<b>109t KOR</b>
Antonio Cromartie, SD at Minn (11/4/07)	109t missed FG return
Jacoby Jones, Balt vs. Dall (10/14/12)	108t KOR
Randall Cobb, GB vs. NO (9/8/11)	108t KOR
Ellis Hobbs, NE at NY Jets (9/9/07)	108t KOR
Devin Hester, Chi at NY Giants (11/12/06)	108t missed FG return
Nathan Vasher, Chi vs. SF (11/13/05)	108t missed FG return



## DO CALL IT A COMEBACK

**Matt Cassel** has led 11 career comeback wins in the 4th quarter or OT, including 4 in OT. Cassel entered the game vs. Chicago after an injury to starter Christian Ponder and led a comeback from a 20-10 deficit in the 4th quarter.

Date	Opponent	Final Score	Pre Drive Score	QTR	Drive Start	Drive End	Scoring Play	Starting LOS	Last LOS	Drive Plays	Net Yds	Time of Poss.
10/26/08	vs. St. Louis	23-16	16-16	4	6:57	3:13	15 pass to Faulk	NE 47	SL 15	7	53	3:44
12/7/08	@ Seattle	24-21	16-21	4	8:47	2:44	1 run by Morris	NE 29	SEA 1	14	71	6:03
10/18/09	@ Washington	14-6	6-6	4	5:55	3:36	46 FG by Succop	WAS 36	WAS 27	6	9	2:19
11/22/09	vs. Pittsburgh	27-24 OT	24-24	5	10:00	8:28	22 FG by Succop	KC 20	PIT 4	5	76	1:32
			17-24	4	8:35	4:54	2 pass to Charles	KC 9	PIT 2	8	91	3:41
9/19/10	@ Cleveland	16-14	13-14	4	14:12	7:41	23 FG by Succop	KC 27	CLEV 5	14	68	6:31
10/31/10	vs. Buffalo	13-10	10-10	4	1:13	0:00	35 FG by Succop	KC 31	BUFF 16	8	53	1:13
10/9/11	@ Indianapolis	28-24	21-24	4	9:54	5:15	11 pass to Breaston	KC 46	IND 11	9	54	4:39
10/31/11	vs. San Diego	23-20 OT	20-20	5	12:44	5:16	30 FG by Succop	KC 19	SD 12	14	74	7:28
9/23/12	@ New Orleans	27-24 OT	24-24	5	11:46	6:27	31 FG by Succop	KC 47	NO 13	12	40	5:19
			21-24	4	5:33	0:03	43 FG by Succop	KC 38	NO 25	13	37	5:30
12/1/13	vs. Chicago	23-20 OT	20-20	5	4:07	1:43	34 FG by Walsh	MIN 37	CHI 16	7	47	2:24
			17-20	4	2:40	0:20	30 FG by Walsh	MIN 9	CHI 12	12	79	2:20
12/29/13	vs. Detroit	14-13	7-13	4	9:27	9:19	8 pass to Patterson	DET 8	DET 8	2	8	0:08

## A DECEMBER TO REMEMBER

Matt Cassel looks to build on his strong end to the 2013 season as he enters 2014 as the Vikings starter. Cassel had a 2-2 mark as a starter in the final four games of 2013 and had some of his most impressive outings in December.

### Vikings Passing Yards in the Month of December

Player, Season	Yards
Daunte Culpepper, 2002	1,270
Daunte Culpepper, 2004	1,238
<b>Matt Cassel, 2013</b>	<b>1,193</b>

### Vikings Single Game Passing Yards in the Month of December

Player, Game	Yards
Tommy Kramer, vs. Cleveland, 12/14/80	456
Daunte Culpepper, at Detroit, 12/19/04	404
<b>Matt Cassel, vs. Philadelphia, 12/15/13</b>	<b>382</b>

## A RATIO TO RAVE ABOUT

Matt Cassel posted one of the top 9 single-season TD/INT ratios in NFL history. With 27 touchdowns and 7 interceptions in 2010, Cassel had the third-highest ratio that season.

### Top Single Season TD/INT Ratios in NFL History (Min. 25 TDs)

Player, Team, Season	Ratio
Tom Brady, NE, 2010	36/4
Tom Brady, NE, 2007	50/8
Peyton Manning, IND, 2004	49/10
Brett Favre, MINN, 2009	33/7
Aaron Rodgers, GB, 2009	30/7
Josh Freeman, TB, 2010	25/6
Vinny Testaverde, NYJ, 1998	29/7
Donovan McNabb, PHI, 2004	31/8
<b>Matt Cassel, KC, 2010</b>	<b>27/7</b>
Drew Brees, SD, 2004	27/7

## CASSEL COMES THROUGH

The Vikings turned to backup QB Matt Cassel to start the International Series game at Wembley Stadium against Pittsburgh (9/29) and he responded with one of the best debuts in club history for a QB. Cassel came into the Washington game on the final drive of the 3rd quarter and engineered a pair of FG drives in the 4th quarter to seal the 34-27 victory. **His performance against Philadelphia in the 48-30 upset win marked the most offensive points scored by the Vikings in Metrodome history. His 79-yard TD pass to Cordarrelle Patterson at Baltimore marks the longest pass of Cassel's career. Cassel's career record as a starter stands at 32-36 entering 2014.**

### Passing TDs of 70+ Yards in a Season by Vikings QBs

Player, Season	70+ TDs
<b>Matt Cassel, 2013</b>	<b>2</b>
Gus Frerotte, 2008	2
Todd Bouman, 2001	2
Warren Moon, 1995	2
Fran Tarkenton, 1972	2
Fran Tarkenton, 1962	2

### Pass Plays of 70+ Yards in a Career by Vikings QBs

Player, Season	70+ Plays
Fran Tarkenton	7
Gus Frerotte	4
Tommy Kramer	3
Brad Johnson	3
<b>Matt Cassel</b>	<b>2</b>
Daunte Culpepper	2
Todd Bouman	2
Warren Moon	2
Wade Wilson	2
Joe Kapp	2

### Passing Yards in 1st Game Played by a Vikings QB

Player, Game	Yards
Fran Tarkenton, vs. Chicago (9/17/61)	250
<b>Matt Cassel, vs. Pittsburgh (9/29/13)</b>	<b>248</b>
Tony Adams, vs. Green Bay (10/4/87)	234

### Passing TDs in 1st Game Played by a Vikings QB

Player, Game	TDs
Fran Tarkenton, vs. Chicago (9/17/61)	4
<b>Matt Cassel, vs. Pittsburgh (9/29/13)</b>	<b>2</b>

### Passer Rating in 1st Game Started by a Vikings QB

Player, Game	Rating
Gus Frerotte, vs. San Francisco (9/28/03)	157.2
Todd Bouman, vs. Tennessee (12/9/01)	131.5
<b>Matt Cassel, vs. Pittsburgh (9/29/13)</b>	<b>123.4</b>



## CASSEL CASHES IN

### CASSEL'S TOUCHDOWNS

vs. Miami, 1/1/06.....	9 pass to T. Dwight, 9 pass to B. Watson
vs. Washington, 10/28/07.....	15 run
vs. Kansas City, 9/7/08.....	10 pass to R. Moss
vs. Miami, 9/21/08.....	5 pass to J. Gaffney
@ San Francisco, 10/5/08.....	66 pass to R. Moss
vs. Denver, 10/20/08.....	13 pass to Moss, 27 pass to Moss, 6 pass to Welker
vs. St. Louis, 10/26/08.....	15 pass to K. Faulk
vs. Buffalo, 11/9/08.....	13 run
vs. NY Jets, 11/13/08.....	19 pass to Gaffney, 10 pass to Watson, 16 pass to Moss
@ Miami, 11/23/08.....	8 run, 25 pass to Moss, 8 pass to Moss, 29 pass to Moss
@ Seattle, 12/7/08.....	2 pass to B. Watson
@ Oakland, 12/14/08.....	7 pass to Faulk, 20 pass to Moss, 13 pass to Welker, 9 pass to Moss
vs. Arizona, 12/21/08.....	15 pass to Faulk, 11 pass to Welker, 76 pass to Moss
vs. Oakland, 9/20/09.....	29 pass to D. Bove
@ Philadelphia, 9/27/09.....	13 pass to M. Bradley, 9 pass to B. Wade
vs. NY Giants, 10/4/09.....	1 pass to S. Ryan, 2 pass to B. Wade
vs. Dallas, 10/11/09.....	1 pass to M. Vrabel, 16 pass to D. Bove
vs. San Diego, 10/25/09.....	7 pass to D. Bove
@ Jacksonville, 11/8/09.....	54 pass to C. Chambers, 5 pass to C. Chambers
vs. Pittsburgh, 11/22/09.....	21 pass to L. Pope, 2 pass to J. Charles
@ San Diego, 11/29/09.....	7 pass to C. Chambers
vs. Cleveland, 12/20/09.....	9 pass to C. Chambers, 12 pass to M. Bradley
@ Cincinnati, 12/27/09.....	20 pass to T. Castille
vs. San Diego, 9/13/10.....	2 pass to T. Moeaki
vs. San Francisco, 9/26/10.....	31 pass to McCluster, 45 pass to Bove, 18 pass to Moeaki
@ Houston, 10/17/10.....	2 pass to Vrabel, 17 pass to Bove, 42 pass to Bove
vs. Jacksonville, 10/24/10.....	53 pass to D. Bove, 6 pass to Bove
vs. Buffalo, 10/31/10.....	1 pass to D. Bove
@ Oakland, 11/7/10.....	11 pass to V. Tucker, 20 pass to D. Bove
@ Denver, 11/14/10.....	5 pass to Charles, 15 pass to Bove, 11 pass to Bove, 22 pass to Bove
vs. Arizona, 11/21/10.....	1 pass to D. Bove, 38 pass to D. Bove
@ Seattle, 11/28/10.....	7 pass to Bove, 36 pass to Bove, 9 pass to Bove, 6 pass to Moeaki
vs. Denver, 12/5/10.....	2 pass to L. Pope
@ St. Louis, 12/19/10.....	2 pass to L. Pope
vs. Tennessee, 12/26/10.....	14 pass to Charles, 5 pass to Charles, 75 pass to Bove
vs. Buffalo, 9/11/11.....	6 pass to J. Charles
@ San Diego, 9/25/11.....	4 pass to D. Bove, 1 pass to L. Pope
vs. Minnesota, 10/2/11.....	52 pass to D. Bove
@ Indianapolis, 10/9/11.....	41 pass to Bove, 16 pass to Breaston, 5 pass to Bove, 11 pass to Bove
vs. San Diego, 10/31/11.....	39 pass to J. Baldwin
vs. Denver, 11/13/11.....	1 pass to L. McClain
vs. Atlanta, 9/9/12.....	22 pass to K. Boss, 5 run
@ Buffalo, 9/16/12.....	33 pass to D. Bove, 2 pass to D. Bove
vs. San Diego, 9/30/12.....	13 pass to J. Charles, 29 pass to D. Bove
vs. Oakland, 10/28/12.....	10 pass to D. McCluster
vs. Pittsburgh, 9/29/13.....	70 pass to G. Jennings, 16 pass to G. Jennings
vs. Carolina, 10/13/13.....	23 pass to K. Rudolph
@ Seattle, 11/17/13.....	21 pass to J. Wright
vs. Chicago, 12/1/13.....	8 pass to G. Jennings
@ Baltimore, 12/8/13.....	8 pass to J. Simpson, 79 pass to C. Patterson
vs. Philadelphia, 12/15/13.....	57 pass to G. Jennings, 6 run, 5 pass to C. Patterson
@ Cincinnati, 12/22/13.....	36 pass to J. Wright
vs. Detroit, 12/29/13.....	8 pass to C. Patterson
<b>Total</b> .....	<b>98 (93 passing, 5 rushing)</b>

## VIKINGS PASSING GAME LED NFL

The **Vikings QBs** led the NFL during the 2014 preseason with a combined passer rating of 104.1, throwing a combined 7 TDs with 1 INT. The Vikings are the only team in the top 4 of team passer rating in the NFL that features a new coaching staff for the season. All 3 Vikings QBs had completion percentages of 61.2 or higher, lead by Christian Ponder's 68.2% mark.

### 2014 NFL Preseason Team Passer Rating

Player	Rating (Att/Comp%/Yds/TD-INT)
<b>Minnesota Vikings</b> .....	<b>104.1 (71/110/64.5/736/7-1)</b>
Green Bay Packers.....	102.9 (77/130/59.2/920/9-1)
New England Patriots.....	102.7 (85/136/62.5/1,021/9-2)
Denver Broncos.....	98.9 (84/121/69.4/927/6-3)

## BRIDGEWATER BUILDS RESUME

**Teddy Bridgewater** posted a 111.2 passer rating during the 2014 preseason and threw 5 TDs with 0 INTs, completing 61.2% of his passes. His 111.2 passer rating was 11th among NFL preseason QBs and ranked 4th among passers with 40+ attempts during the preseason.

### 2014 NFL Preseason Passer Ratings (minimum 40 attempts)

Player	Rating/Atts
Russel Wilson, Seattle.....	133.8/42
Scott Tolzien, Green Bay.....	112.0/56
Colt McCoy, Washington.....	111.6/44
<b>Teddy Bridgewater, Minnesota</b> .....	<b>111.2/49</b>

### 2014 NFL Preseason Rookie Passer Ratings

Player	Rating
<b>Teddy Bridgewater, Minnesota</b> .....	<b>111.2</b>
Blake Bortles, Jacksonville.....	110.0
Derek Carr, Oakland.....	108.2
Jimmy Garropolo, New England.....	99.0

### 2014 NFL Preseason Passing TDs

Player	TDs/INTs
<b>Teddy Bridgewater, Minnesota</b> .....	<b>5/0</b>
Ryan Nassib, NY Giants.....	5/0
Jimmy Garrpolo, New England.....	5/1

### QB's Drafted in 1st Round- 2014


Player	Draft Position
Blake Bortles, Jacksonville.....	#3
Johnny Manziel, Cleveland.....	#22
<b>Teddy Bridgewater, Minnesota</b> .....	<b>#32</b>

### Vikings QBs Drafted in 1st Round

Player, Year, College	Draft Position
Tommy Kramer, 1977, Rice.....	#27
Daunte Culpepper, 1999, Central Florida.....	#11
Christian Ponder, 2011, Florida State.....	#12
<b>Teddy Bridgewater, 2014, Louisville</b> .....	<b>#32</b>



## RUSHING TO THE TOP



Adrian Peterson burst into 2013 with a 3-TD day at Detroit in the season opener, **highlighted by a 78-yard TD run on the Vikings 1st offensive snap. The play marked the longest run by an NFL player on their 1st play of the season since the 1970 NFL merger.** Since entering the league in 2007, Peterson has rushed for **10,115 yards and 86 TDs, both rank as the most in the NFL over the last 7 seasons.**

### 2007-2014 Rushing Yards - NFL

Player	Rushing Yards
<b>1) Adrian Peterson, MIN</b> .....	<b>10,115</b>
2) Chris Johnson, TENN/NY Jets .....	7,965
3) Frank Gore, SF .....	7,664

### 2007-2014 Rushing Touchdowns - NFL

Player	Touchdowns
<b>1) Adrian Peterson, MIN</b> .....	<b>86</b>
2) Michael Turner, ATL .....	61
3) Marshawn Lynch, SEA/BUFF .....	58
4) Maurice Jones-Drew, JAX/OAK .....	55

### 2007-2014 Total Touchdowns - NFL

Player	Touchdowns
<b>1) Adrian Peterson, MIN</b> .....	<b>91</b>
2) Calvin Johnson, DET .....	67

### 2007-2014 Rushing Yards Per Game - NFL

Player	Yards Per Game
<b>1) Adrian Peterson, MIN</b> .....	<b>98.2</b>
2) Chris Johnson, TENN/NY Jets .....	83.8

### 2007-2014 Scrimmage Yards - NFL

Player	Yards
<b>1) Adrian Peterson, MIN</b> .....	<b>11,812</b>
2) Chris Johnson, TENN/NY Jets .....	9,968

### 2007-2014 Scrimmage Yards Per Game - NFL

Player	Avg.
<b>1) Adrian Peterson, MIN</b> .....	<b>114.7</b>
2) Matt Forte, CHI .....	105.3

### Career Rushing Leaders - Vikings

Player	Att.	Yds.	Avg.	TD
<b>1) Adrian Peterson, 2007-present</b> ..,2,033 .....	<b>10,115</b>	<b>5.0</b>	<b>86</b>	
2) Robert Smith, 1993-00 .....	1,411	6,818	4.8	32

## GLASS HALF FULL

Peterson has rushed for 100 yards or more in a half 16 times in his career, 10 times in the 1st half, 6 in the 2nd half.

### 100 Yards Rushing In A Half - Vikings

Player	Games
<b>1) Adrian Peterson, 2007-present</b> .....	<b>16 (10 in 1st)</b>
2) Robert Smith, 1993-00 .....	2

### Vikings Rushing Yards in a Half

Player	Yards
<b>Adrian Peterson vs. San Diego (11/4/07)</b> .....	<b>253 (2nd half)</b>
<b>Adrian Peterson @ Cleveland (9/13/09)</b> .....	<b>155 (2nd half)</b>
Chuck Foreman @ Philadelphia (10/24/76) .....	145 (2nd half)
<b>Adrian Peterson @ Seattle (11/4/12)</b> .....	<b>144 (1st half)</b>
<b>Adrian Peterson vs. Chicago (12/1/13)</b> .....	<b>139 (2nd half)</b>
<b>Adrian Peterson @ Green Bay (12/2/12)</b> .....	<b>126 (1t half)</b>
<b>Adrian Peterson vs. Chicago (12/9/12)</b> .....	<b>125 (1st half)</b>
Robert Smith @ St. Louis (9/13/98) .....	121 (1st half)
<b>Adrian Peterson @ St. Louis (12/16/12)</b> .....	<b>119 (1st half)</b>
<b>Adrian Peterson @ Chicago (10/14/07)</b> .....	<b>119 (2nd half)</b>
<b>Adrian Peterson vs. Indianapolis (9/14/08)</b> .....	<b>118 (1st half)</b>

## ABOVE THE AVERAGE

**Adrian Peterson** has moved among the NFL's all-time greats in rushing average in his 7 seasons. Peterson's 98.2 yards per game ranks 3rd in NFL history among players with a minimum of 100 career games played.

### NFL All-Time Rushing Yards Per Game - minimum 100 games

Player (Yards/Games)	YPG
Jim Brown (12,312/118) .....	104.3
Barry Sanders (15,269/153) .....	99.8
<b>Adrian Peterson (10,115/103)</b> .....	<b>98.2</b>

### NFL All-Time Career Rushing Average Leaders - RBs with minimum 1,000 att.

Player	Avg
Jim Brown (2,539 att / 12,312 yds) .....	5.2
<b>Adrian Peterson (2,033 att / 10,115 yds)</b> .....	<b>5.0</b>
Barry Sanders (3,062 att / 15,261 yds) .....	5.0

### NFL Single-Season Rushing Average Leaders - minimum 200 attempts

Player	Avg.
Jim Brown, 1963 (291 att / 1,863 yds) .....	6.4
Jamaal Charles, 2010 (230 att / 1,467 yds) .....	6.4
Barry Sanders, 1997 (334 att / 2,053 yds) .....	6.1
<b>Adrian Peterson, 2012 (348 att / 2,097 yds)</b> .....	<b>6.0</b>
O.J. Simpson, 1973 (332 att / 2,003 yds) .....	6.0

## "ALL DAY" AND GREATEST STARTS

**Adrian Peterson** among the all-time leaders for RBs in their first 8 NFL seasons (charts courtesy of Stats, Inc.). Peterson can become

### Most Rushing Yards in First 8 Seasons - NFL

Player, Years	Rushing Yards
1) Eric Dickerson, 1983-90 .....	11,903
2) LaDainian Tomlinson, 2001-08 .....	11,760
3) Barry Sanders, 1989-96 .....	11,725
4) Emmitt Smith, 1990-97 .....	11,234
5) Jim Brown, 1957-64 .....	10,768
6) Edgerrin James, 1999-06 .....	10,385
7) Curtis Martin, 1995-02 .....	10,361
8) Walter Payton, 1975-82 .....	10,204
<b>9) Adrian Peterson, 2007-14</b> .....	<b>10,115</b>

### Most Rushing Touchdowns in First 8 Seasons - NFL

Player	TDs
1) LaDainian Tomlinson, 2001-08 .....	126
2) Emmitt Smith, 1990-97 .....	112
3) Shaun Alexander, 2000-07 .....	100
4) Jim Brown, 1957-63 .....	89
<b>4) Adrian Peterson, 2007-14</b> .....	<b>86</b>
4t) Eric Dickerson, 1983-90 .....	86

### Most 100-Yard Rushing Games in First 8 Seasons - NFL

Player	100+ Games
1) Eric Dickerson .....	61
2) Barry Sanders .....	54
3) Edgerrin James .....	52
4) Jim Brown .....	50
5t) Emmitt Smith .....	48
5t) Walter Payton .....	48
7t) LaDainian Tomlinson .....	46
7t) Jerome Bettis .....	46
9) Clinton Portis .....	44
10t) Curtis Martin .....	43
10t) Thurman Thomas .....	43
<b>12) Adrian Peterson</b> .....	<b>42</b>



## REACHING 100

Peterson holds the Vikings career record with **42 regular season games** of 100+ yards rushing. The following is a list of those performances:

### Peterson's Regular Season 100-Yard Rushing Performances

vs. Atlanta, 9/9/07.....	103
at Kansas City, 9/23/07.....	102
vs. Green Bay, 9/30/07.....	112
at Chicago, 10/14/07.....	224
vs. San Diego, 11/4/07.....	296*
vs. Detroit, 12/2/07.....	116
at Green Bay, 9/8/08.....	103
vs. Indianapolis, 9/14/08.....	160
vs. Detroit, 10/12/08.....	111
at Chicago, 10/19/08.....	121
vs. Houston, 11/2/08.....	139
vs. Green Bay, 11/9/08.....	192
vs. Chicago, 11/30/08.....	131
at Detroit, 12/7/08.....	105
at Arizona, 12/14/08.....	165
vs. N.Y. Giants, 12/28/08.....	103
at Cleveland, 9/13/09.....	180
vs. Baltimore, 10/18/09.....	143
vs. Detroit, 11/15/09.....	133
at New Orleans, 1/24/10.....	122#
vs. Miami, 9/19/10.....	145
vs. Detroit, 9/26/10.....	160
at Green Bay, 10/24/10.....	131
vs. Buffalo, 12/5/10.....	107
at Philadelphia, 12/28/10.....	118
vs. Tampa Bay, 9/18/11.....	120
vs. Arizona, 10/9/11.....	122
vs. Green Bay, 10/23/11.....	175
@ Detroit, 9/30/12.....	102
vs. Arizona, 10/21/12.....	153
vs. Tampa Bay, 10/25/12.....	123
@ Seattle, 11/4/12.....	182
vs. Detroit, 11/11/12.....	171
@ Chicago, 11/25/12.....	108
@ Green Bay, 12/2/12.....	210
vs. Chicago, 12/9/12.....	154
@ St. Louis, 12/16/12.....	212
vs. Green Bay, 12/30/12.....	199
@ Chicago, 9/15/13.....	100
vs. Pittsburgh, 9/29/13.....	140
@ Dallas, 10/3/13.....	140
@ Green Bay, 11/24/13.....	146
vs. Chicago, 12/1/13.....	211

### Career Regular Season 100-Yard Rushing Performances - Vikings

- 1) Adrian Peterson..... 42
- 2) Robert Smith..... 29

## IN THE (END) ZONE

Peterson matched his career-high in the 2013 season opener at Detroit with a 3-TD day. Peterson has 10+ rushing TDs in each of his opening 7 NFL seasons.

### NFL 2013 Rushing TD Leaders

Player	Rushing TDs
1t) Adrian Peterson, Minnesota.....	10
1t) Marshawn Lynch, Seattle.....	10
1t) Jamaal Charles, Kansas City.....	10
1t) Knowshon Moreno, Denver.....	10

### NFL 2013 Leading Scorers, TDs

Player	TDs
1) Jimmy Graham, New Orleans.....	14 (14 rec)
2) Jamaal Charles, Kansas City.....	13 (10 rush, 3 rec)
3t) Calvin Johnson, Detroit.....	12 (12 rec)
3t) Marshawn Lynch, Seattle.....	12 (10 rush, 2 rec)
3t) Knowshon Moreno, Denver.....	12 (10 rush, 2 rec)
6t) Adrian Peterson, Minnesota.....	11 (10 rush, 1 rec)
6t) Vernon Davis, San Francisco.....	11 (11 rec)
6t) Julius Thomas, Denver.....	11 (11 rec)
6t) Demaryius Thomas, Denver.....	11 (11 rec)

## 200+ DAY BREAKS 10K

Peterson broke the 200-yard plateau for the 5th time in his career, extending his own team record and closing in on the NFL mark. His 211 vs. Chicago (12/1/13) also put him over 10,000 yards rushing for his career.

### Career Games with 200+ Rushing Yards

Player, Years	200+ Games
1) O.J. Simpson, 1969-79.....	6
2t) Adrian Peterson, 2007-present.....	5
2t) Tiki Barber, 1997-2006.....	5

### Fewest Games to 10,000 Yards Rushing- NFL

Player	Games
Eric Dickerson.....	91
Jim Brown.....	98
Adrian Peterson.....	101
Barry Sanders.....	103

## 50-YARD DASH

Peterson already has **21 runs of 50+ yards** in his short career, topping the team record held by Robert Smith (12) and tied the NFL mark with 7 in 2012.

### Career 50+ Runs - Vikings

Player.....	50+ Yd Rushes
1) Adrian Peterson, 2007-present.....	21
2) Robert Smith, 1993-00.....	12

### Career 70+ Runs - Vikings

Player.....	70+ Yd Rushes
1) Adrian Peterson, 2007-present.....	6
2) Robert Smith, 1993-00.....	5

### NFL 50+ Runs in a Season

Player.....	50+ Yd Rushes
1t) Adrian Peterson, 2012.....	7
1t) Barry Sanders, 1997.....	7

## PETERSON'S RECORD BOOK RE-

### NFL 150+ Yard Games in a Season

Player.....	150+ Yd Games
1t) Adrian Peterson, 2012.....	7
1t) Earl Campbell, 1980.....	7

### Top Rushing Games in NFL History

Player.....	Yards
1) Adrian Peterson, Minnesota vs. San Diego (11/4/07)....	296
2) Jamal Lewis, Baltimore vs. Cleveland (9/14/03).....	295
3) Jerome Harrison, Cleveland vs. Kansas City (12/20/09)....	286

### Top Rushing Seasons in NFL History

Player.....	Yards
1) Eric Dickerson, LA Rams, 1984.....	2,105
2) Adrian Peterson, Minnesota, 2012.....	2,097
3) Jamal Lewis, Baltimore, 2003.....	2,066
4) Barry Sanders, Detroit, 1997.....	2,053
5) Terrell Davis, Denver, 1998.....	2,008
6) Chris Johnson, Tennessee, 2009.....	2,006
7) O.J. Simpson, Buffalo, 1973.....	2,003

With his **2,097 yards** in 2012, Peterson now owns 5 of the top 7 single season rushing totals in Vikings history.

### Single Season Rushing Leaders - Vikings

Player	Yards
1) Adrian Peterson, 2012.....	2,097
2) Adrian Peterson, 2008.....	1,760
3) Robert Smith, 2000.....	1,521
4) Adrian Peterson, 2009.....	1,383
5) Adrian Peterson, 2007.....	1,341
6) Adrian Peterson, 2010.....	1,298
7) Michael Bennett, 2002.....	1,296



## ADRIAN PETERSON'S LONG RUNS

Peterson owns 3 of the 7 longest runs in Vikings history and is the only Viking with a pair of 80-yard runs in a single season.

### Longest Runs in Vikings History

Player, Game	Run
1) Chester Taylor, at Seattle, 10/22/06.....	95t
2) Michael Bennett, at Tampa Bay, 11/3/02.....	85t
3) Chester Taylor, at San Francisco, 12/9/07.....	84t
<b>4t) Adrian Peterson, at Green Bay, 12/2/12.....</b>	<b>82t</b>
<b>4t) Adrian Peterson, at St. Louis, 12/16/12.....</b>	<b>82t</b>
<b>6t) Adrian Peterson, vs. Detroit, 9/26/10.....</b>	<b>80t</b>
6t) Clinton Jones, vs. Chicago, 11/2/69.....	80t

### Longest Runs in Mall of America Field/Metrodome

Player, Game	Run
1) Tony Dorsett, Dallas at Minnesota, 1/3/83.....	99t
<b>2) Adrian Peterson, Minnesota vs. Detroit, 9/26/10....</b>	<b>80t</b>

The following is a look at Peterson's longest career runs:

Yards	Game	W/L
1t) 82t.....	at St. Louis, 12/16/12.....	W
1t) 82t.....	at Green Bay, 12/2/12.....	L
3) 80t.....	vs. Detroit, 9/26/10.....	W
4) 78t.....	at Detroit, 9/8/13.....	L
5) 74.....	at Seattle, 11/4/12.....	L
6) 73t.....	at Chicago, 10/14/07.....	W
7t) 67t.....	vs. N.Y. Giants, 12/28/08.....	W
7t) 67t.....	at Chicago, 10/14/07.....	W
9t) 64t.....	vs. Tampa Bay, 10/25/12.....	L
9t) 64t.....	vs. San Diego, 11/4/07.....	W
9t) 64t.....	at Cleveland, 9/13/09.....	W
12) 61t.....	vs. Detroit, 11/11/12.....	W
13) 60t.....	vs. Pittsburgh, 9/29/13*.....	W
14) 59.....	vs. Chicago, 11/30/08.....	W
15) 58.....	vs. Baltimore, 10/18/09.....	W

\*International Series game in London

### Longest Runs in a Season Opener - Vikings

Player, Game	Run
<b>1t) Adrian Peterson, at Detroit, 2013.....</b>	<b>78t</b>
1t) Robert Smith, at Buffalo, 1997.....	78t
3) Dave Osborn, vs. San Francisco, 1967.....	73

### Career Rushing Yards by Active NFL Players

Player	Yards
1) Steven Jackson.....	10,587
<b>2) Adrian Peterson.....</b>	<b>10,115</b>
3) Frank Gore.....	9,856

## 10 RUSHING TD PLATEAU

In each of his opening 7 NFL seasons, Peterson has rushed for at least 10 touchdowns, the 1st player in Vikings history to notch 7 seasons with 10+ TD and trails only 2 players in NFL history for the most seasons with 10+ rushing TDs. Tomlinson is the only other player to open his career with 7 straight seasons of 10+ TDs.

### Most Seasons with 10+ Rushing TDs - NFL

Player	Seasons w/ 10+ Rushing TDs
1) LaDainian Tomlinson, 2001-09.....	9
2) Emmitt Smith, 1990-92, '94-96, '98-99.....	8
<b>3) Adrian Peterson, 2007-13.....</b>	<b>7</b>

## TOTAL NET YARDAGE LEADERS

Peterson has moved into 2nd in club history for most combined net yards in a career. He currently has **12,240 career yards**.

### Most Career Combined Net Yards - Vikings

Player, Years	Combined Yards
1) Cris Carter, 1990-01.....	12,410
<b>2) Adrian Peterson, 2007-present.....</b>	<b>12,240</b>

## TOPS IN TDS

Through **103 career games**, Peterson has **86 rushing TDs**, the most in team history. He has **91 total TDs**, the 3rd-most in Vikings history.

### Most Career Rushing TDs - Vikings

Player	TDs
<b>1) Adrian Peterson, 2007-present.....</b>	<b>86</b>
2t) Chuck Foreman, 1973-79.....	52
2t) Bill Brown, 1962-74.....	52

### Most Career Overall TDs - Vikings

Player, Years	TDs
1) Cris Carter, 1990-01.....	110
2) Randy Moss, 1998-04, '10.....	93
<b>3) Adrian Peterson, 2007-present.....</b>	<b>91</b>

### Career Touchdowns by Active Players

Player	TDs (rush/rec.)
<b>1) Adrian Peterson.....</b>	<b>91 (86/5)</b>
2) Larry Fitzgerald.....	87 (0/87)
3) Antonio Gates.....	86 (0/86)

## CENTURY MARK

Peterson holds the Vikings mark for career 100-yard rushing performances with **42 in 103 career games** and has added 1 in playoff action. Peterson had a streak of 8 consecutive 100-yard rushing games, a team record. Peterson led the NFL with **10 games over 100 yards during the 2012 season**.

### Single Season 100-Yard Rushing Games - Vikings

<b>1t) Adrian Peterson, 2012.....</b>	<b>10</b>
<b>1t) Adrian Peterson, 2008.....</b>	<b>10</b>
3) Robert Smith, 2000.....	8
<b>4t) Adrian Peterson, 2007.....</b>	<b>6</b>
4t) Robert Smith, 1997.....	6

### Vikings Consecutive 100-yard Rushing Games

<b>1) Adrian Peterson, 2012 (11/4-12/16).....</b>	<b>8</b>
2) Robert Smith, 2000 (11/6-11/30).....	5

## SINGLE-GAME RUSHING HIGHS

Peterson owns 10 of the top 13 Vikings single-game rushing totals.

### Most Single-Game Rushing Yards - Vikings

Yards	Player, Game
<b>1) 296 *.....</b>	<b>Adrian Peterson, vs. San Diego, 11/4/07</b>
<b>2) 224.....</b>	<b>Adrian Peterson, at Chicago, 10/14/07</b>
<b>3) 212.....</b>	<b>Adrian Peterson, at St. Louis, 12/16/12</b>
<b>4) 211.....</b>	<b>Adrian Peterson, vs. Chicago, 12/1/13</b>
<b>5) 210.....</b>	<b>Adrian Peterson, at Green Bay, 12/2/12</b>
6) 200.....	Chuck Foreman, at Philadelphia, 10/24/76
<b>7) 199.....</b>	<b>Adrian Peterson, vs. Green Bay, 12/30/12</b>
<b>8) 192.....</b>	<b>Adrian Peterson, vs. Green Bay, 11/9/08</b>
<b>9) 182.....</b>	<b>Adrian Peterson, at Seattle, 11/4/12</b>
<b>10) 180.....</b>	<b>Adrian Peterson, at Cleveland, 9/13/09</b>
11t) 179.....	Robert Smith, at St. Louis, 9/13/98
11t) 179.....	Ted Brown, at Green Bay, 10/23/83
<b>13) 175.....</b>	<b>Adrian Peterson, vs. Green Bay, 10/23/11</b>

\*NFL Record

## 60 GAMES IN THE END ZONE

Peterson has scored a touchdown in **60 career games**, closing in on 2nd place in team history.

### Most Career Games with a TD

Player, Years	Games w/ TD	Vikings Gms
1) Cris Carter, 1990-2001.....	79.....	188
2) Randy Moss, 1998-2004, '10.....	62.....	113
<b>3) Adrian Peterson, 2007-present.....</b>	<b>60.....</b>	<b>103</b>



## PETERSON CLIMBING CAREER TD

Adrian Peterson's 86 career rushing TDs is tied for 14th in NFL history and has achieved the feat in only 103 career games, the fewest games among the players in the NFL's all-time top 25 in rushing TDs.

### NFL Career Rushing TDs

Player, Years	TDs
1) Emmitt Smith, 1990-04.....	164
2) LaDainian Tomlinson, 2001-11 .....	145
3) Marcus Allen, 1982-97 .....	123
4) Walter Payton, 1975-87.....	110
5) Jim Brown, 1957-65 .....	106
6) John Riggins, 1971-85.....	104
7t) Shaun Alexander, 2000-08.....	100
7t) Marshall Faulk, 1994-05.....	100
9) Barry Sanders, 1989-98.....	99
10t) Jerome Bettis, 1993-05.....	91
10t) Franco Harris, 1972-84.....	91
12t) Eric Dickerson, 1983-93.....	90
12t) Curtis Martin, 1995-05.....	90
<b>14t) Adrian Peterson, 2007-present.....</b>	<b>86</b>
14t) Priest Holmes, 1997-07.....	86
16) Jim Taylor, 1958-67 .....	83
17) Corey Dillon, 1997-06.....	82
18) Ottis Anderson, 1979-92.....	81
19) Edgerrin James, 1999-09.....	80
20) Ricky Watters, 1992-01 .....	78
21) Tony Dorsett, 1977-88 .....	77
22) Pete Johnson, 1977-84.....	76

## RUSHING TDs IN A SEASON

Peterson's 18 rushing TDs in 2009 broke his career high and the Vikings record for the most rushing TDs in a single season.

### Most Rushing Touchdowns in a Single Season - Vikings

Player, Year	TDs
<b>1) Adrian Peterson, 2009.....</b>	<b>18</b>
2t) Terry Allen, 1992.....	13
2t) Chuck Foreman, 1976.....	13
2t) Chuck Foreman, 1975.....	13
<b>5t) Adrian Peterson, 2012 .....</b>	<b>12</b>
<b>5t) Adrian Peterson, 2011 .....</b>	<b>12</b>
<b>5t) Adrian Peterson, 2010 .....</b>	<b>12</b>
<b>5t) Adrian Peterson, 2007 .....</b>	<b>12</b>

### Most Combined Touchdowns in a Single Season - Vikings

Player, Year	TDs (Rush/Rec.)
1) Chuck Foreman, 1975 .....	22 (13/9)
<b>2) Adrian Peterson, 2009.....</b>	<b>18 (18/0)</b>
3t) Randy Moss, 2003.....	17 (0/17)
3t) Randy Moss, 1998.....	17 (0/17)
3t) Cris Carter, 1995.....	17 (0/17)

## PETERSON AT THE QUARTER POLE

Peterson's 3 rushing TDs in the 1st quarter vs. Arizona (10/9/11) tied an NFL record for most rushing TDs in a quarter and he became only the 3rd player to rush for 3 TDs in the 1st quarter of a game.

### Most Rushing TDs in a Quarter in NFL History

Player, Game	TDs
<b>Adrian Peterson, Minnesota vs. Arizona, 10/9/11 (1st) .....</b>	<b>3</b>
Priest Holmes, Kansas City vs. Atlanta, 10/24/04 (2nd).....	3
LaDainian Tomlinson, San Diego vs. Denver, 12/1/02 (2nd).....	3
Shaun Alexander, Seattle vs. Minnesota, 9/29/02 (2nd).....	3
Priest Holmes, Kansas City vs. Cleveland, 9/8/02 (4th).....	3
James Stewart, Jacksonville vs. Philadelphia, 10/12/97 (1st).....	3
Eric Dickerson, Indianapolis vs. Denver, 10/31/88 (1st).....	3
Leroy Kelly, Cleveland vs. NY Giants, 12/1/68 (3rd).....	3
Abner Hayes, Kansas City vs. Oakland, 11/26/61 (3rd).....	3

## PETERSON'S CAREER TDs

Game, Date	* Playoffs	@International Series	Game at London	Play
vs. Atlanta, 9/9/07.....				60 pass from T. Jackson
at Kansas City, 9/23/07 .....				11 run
at Chicago, 10/14/07 (3).....				67 run, 73 run, 35 run
at Dallas, 10/21/07 .....				20 run
vs. San Diego, 11/4/07 (3).....				1 run, 64 run, 46 run
vs. Detroit, 12/2/07 (2).....				16 run, 13 run
vs. Chicago, 12/17/07 (2).....				1 run, 8 run
at Green Bay, 9/8/08 .....				3 run
at Tennessee, 9/28/08 (2).....				28 run, 3 run
at Chicago, 10/19/08 (2).....				1 run, 54 run
vs. Houston, 11/2/08 .....				1 run
vs. Green Bay, 11/9/08 .....				29 run
at Jacksonville, 11/23/08.....				16 run
vs. Chicago, 11/30/08.....				1 run
vs. N.Y. Giants, 12/30/08.....				67 run
vs. Philadelphia, 1/4/09 * (2).....				40 run, 3 run
at Cleveland, 9/13/09 (3).....				1 run, 1 run, 64 run
at Detroit, 9/20/09.....				27 run
vs. Green Bay, 10/5/09 .....				1 run
at St. Louis, 10/11/09 (2).....				5 run, 7 run
at Pittsburgh, 10/25/09 .....				2 run
at Green Bay, 11/1/09.....				1 run
vs. Detroit, 11/15/09 (2).....				22 run, 1 run
vs. Chicago, 11/29/09.....				5 run
vs. Cincinnati, 12/13/09 (2).....				1 run, 3 run
at Carolina, 12/20/09.....				4 run
at Chicago, 12/28/09 (2).....				1 run, 1 run
vs. N.Y. Giants, 1/3/10.....				1 run
at New Orleans, 1/24/10 * (3).....				19 run, 1 run, 2 run
vs. Miami, 9/19/10.....				1 run
vs. Detroit, 9/26/10 (2).....				6 run, 80 run
vs. Dallas, 10/17/10 .....				1 run
at Green Bay, 10/24/10 .....				1 run
at New England, 10/31/10.....				1 run
vs. Arizona, 11/7/10 (2).....				12 pass from Favre, 4 run
at Washington, 11/28/10 .....				5 run
vs. Buffalo, 12/5/10 (3).....				2 run, 3 run, 43 run
at Philadelphia, 12/28/10 .....				1 run
vs. Tampa Bay, 9/18/11 (2).....				1 run, 9 run
vs. Detroit, 9/25/11 .....				6 run
vs. Arizona, 10/9/11 (3).....				4 run, 24 run, 14 run
at Chicago, 10/16/11 .....				4 run
vs. Green Bay, 10/23/11 .....				1 run
at Carolina, 10/30/11 (2).....				19 pass from Ponder, 9 run
at Green Bay, 11/14/11 .....				3 run
vs. Oakland, 11/20/11 .....				12 run
at Washington, 12/24/11 .....				1 run
vs. Jacksonville, 9/9/12 (2).....				3 run, 2 run
vs. Arizona, 10/21/12.....				13 run
vs. Tampa Bay, 10/25/12.....				64 run
at Seattle, 11/4/12 (2).....				1 run, 4 run
vs. Detroit, 11/11/12.....				61 run
at Green Bay, 12/2/12.....				82 run
vs. Chicago, 12/9/12 (2).....				1 run, 1 run
at St. Louis, 12/16/12 .....				82 run
vs. Green Bay, 12/30/12 (2).....				7 run, 2 pass from Ponder
at Detroit, 9/8/13 (3).....				78 run, 4 run, 4 pass from Ponder
vs. Cleveland, 9/22/13.....				2 run
vs. Pittsburgh, 9/29/13 (2) @.....				60 run, 7 run
vs. Green Bay, 10/27/13.....				8 run
at Dallas, 11/3/13.....				11 run
vs. Washington, 11/7/13 (2).....				18 run, 1 run
at Green Bay, 11/24/13 .....				1 run
<b>Totals .....</b>	<b>96</b>	<b>(91 regular season; 86 rushing, 5 receiving)</b>		





## JENNINGS JUMPS IN



**Greg Jennings** joined the Vikings as a free agent following a 7-year career with border rival Green Bay. During his tenure with the Packers, Jennings **started 101 of his 111 games** in the regular season and 8 of 10 in the playoffs. His career highlight came in Super Bowl XLV against Pittsburgh when he caught 4 passes, 2 for TDs, en route to the Packers win.

A Pro Bowl honoree in 2010 and 2011, Jennings had a career-best 12 TDs in 2007 and in 2010. He amassed 26 career 100-yard receiving games (23 regular season, 3 playoffs).

### NFL Receiving TDs 2007-14

Player	TDs
1) Calvin Johnson	66
2) Larry Fitzgerald	63
3t) Randy Moss (retired)	55
3t) Marques Colston	55
3t) Brandon Marshall	55
<b>6) Greg Jennings</b>	<b>54</b>
7) Antonio Gates	53

## ABOVE AVERAGE AVERAGE

Greg Jennings ability to make the most of yards after catch has given him one of the best receiving averages in the NFL over his career. Among players with at least 350 receptions since 2007, Jennings' 15.0 yards per catch ranks 4th.

### 2007-14 NFL Receiving Average - min. 350 receptions

Player	Avg.
1) Vincent Jackson	17.5
2) DeSean Jackson	17.2
3) Calvin Johnson	16.3
<b>4) Greg Jennings</b>	<b>15.0</b>

### 2007-14 NFL Receptions of 25+ Yards

Player	25+ Catches
1) Calvin Johnson	86
2) DeSean Jackson	75
3) Steve Smith	72
4) Vincent Jackson	71
5) Roddy White	69
6t) Andre Johnson	67
6t) Larry Fitzgerald	67
6t) Brandon Marshall	67
<b>9) Greg Jennings</b>	<b>65</b>

## THAT SPECIAL THIELEN YOU GET

WR **Adam Thielen**, a native of Detroit Lakes, MN and product of Minnesota State University-Mankato, has been making the most of his opportunities and outworking the competition since he first arrived with the Vikings for a 2013 post-draft rookie camp as a tryout player. Thielen was signed as a rookie free agent following the camp and eventually landed a spot on the 2013 Vikings practice squad where he stayed all season. Now, entering 2014, Thielen earned a coveted spot on the 53-man roster and joins very rare company from his alma mater. Thielen can become only the 3rd player from MSU-Mankato (formerly Mankato State) to play in a non-strike, regular season NFL game.

### MSU-Mankato Players in the NFL

Player, Position, Teams	Seasons
Bob Bruer, TE, San Francisco/Minnesota	1979-83
Tywan Mitchell, WR/TE, Arizona	2000-01
<b>Adam Thielen, WR, Minnesota</b>	<b>2014</b>

## PATTERSON PILES UP YARDS

**Cordarrelle Patterson** had one of the best rookie seasons in Vikings history and showcased his playmaking ability with all 7 of his offensive TDs in the final 8 games of the season. His 9 TDs on the season

### 2013 NFL Total Net Yardage

Player, Game	Yards
LeSean McCoy, Philadelphia	2,146 (1607rush, 539 rec)
<b>Cordarrelle Patterson, Minnesota</b>	<b>2,020 (158 rush, 469 rec, 1393 KR)</b>
Jamaal Charles, Kansas City	1,980 (1287 rush, 693 rec)

### Touchdowns by Vikings Rookies

Player, Season	TDs
Randy Moss, 1998	17
Adrian Peterson, 2007	13
Sammy White, 1976	10
<b>Cordarrelle Patterson, 2013</b>	<b>9</b>

### 2013 NFL Rookie Receiving Yards in a Game

Player, Game	Yards
Terrance Williams, Dallas vs. Denver	151
<b>Cordarrelle Patterson, Minnesota at Balt. ...</b>	<b>141</b>

### Total Net Yardage in a Season by a Vikings Rookie

Player, Season	Yards
Percy Harvin, 2009	2,081
Adrian Peterson, 2007	2,021
<b>Cordarrelle Patterson, 2013</b>	<b>2,020</b>

### Receptions in a Season by a Vikings Rookie

Player, Season	Receptions
Randy Moss, 1998	69
Percy Harvin, 2009	60
Sammy White, 1976	51
Paul Flatley, 1963	51
<b>Cordarrelle Patterson, 2013</b>	<b>45</b>

### Rushing TDs In a Season by Vikings WRs

Player, Season	TDs
<b>Cordarrelle Patterson, 2013</b>	<b>3</b>
Percy Harvin, 2009	2

### Rushing TDs In a Career by Vikings WRs

Player, Season	TDs
Percy Harvin, 2009-12	4
<b>Cordarrelle Patterson, 2013-</b>	<b>3</b>

### Rushing TDs In a Season by WRs Since the 1970 Merger

Player, Team, Season	TDs
<b>Cordarrelle Patterson, Minnesota, 2013</b>	<b>3</b>
Percy Harvin, Minnesota, 2011	2
Jerry Rice, San Francisco, 1994	2

### Rushing Attempts In a Season by Vikings WRs

Player, Season	Attempts
Percy Harvin, 2011	52
Percy Harvin, 2012	22
Percy Harvin, 2010	18
Anthony Carter, 1992	16
Percy Harvin, 2009	15*
Anthony Carter, 1991	13
<b>Cordarrelle Patterson, 2013</b>	<b>12*</b>

\* Rookie

### Longest Rushes by Vikings WRs

Player, Game	Yds
Bob Grim, at NY Giants, 10/31/71	54
<b>Cordarrelle Patterson, vs. Detroit, 12/29/13</b>	<b>50</b>



## NOWHERE TO RUN

The Vikings have given up a total of **9,430 rushing yards over the past 6 seasons**, which is the 4th-fewest in the NFL during that time. The Vikings became the first team since the 1970 NFL-AFL merger to rank #1 against the run in 3 consecutive seasons (2006-2008), and finished #2 in 2009.

### Opponent Rushing Yards - 2008-2013

Team	Yards Allowed	Yards Per Game
1) Pittsburgh.....	8,622.....	89.8
2) San Francisco.....	9,086.....	94.6
3) Baltimore.....	9,320.....	98.1
<b>4) Minnesota.....</b>	<b>9,430.....</b>	<b>98.2</b>

### Opponent Rushing TDs - 2008-2013

Team	TDs
1) Baltimore.....	49
2) Pittsburgh.....	53
3) San Francisco.....	56
4) New England.....	58
<b>5) Minnesota.....</b>	<b>59</b>

### Opponent Average Yards Per Rush - 2008-2013

Team	Avg.
1t) San Francisco.....	3.7
1t) Pittsburgh.....	3.7
1t) Baltimore.....	3.7
<b>4t) Minnesota.....</b>	<b>3.8</b>
4t) NY Jets.....	3.8

### Opponent Rushes of 10+ Yards - 2008-2013

Team	10+ Yard Rushes
1) Pittsburgh.....	185
2) San Francisco.....	203
3) Baltimore.....	217
4) NY Jets.....	232
5) Cincinnati.....	244
6) San Diego.....	246
<b>7) Minnesota.....</b>	<b>249</b>
8) Miami.....	254

## AUDIE-DACIOUS DEBUT

In his 1st career start at Green Bay (11/24/13) LB **Audie Cole** had a game-high and Vikings season-high with 18 tackles and posted a sack on the 1st play of the game when he corralled Packers QB Scott Tolzien. Cole, originally a 7th-round draft pick (#210 overall), had been a regular contributor on special teams during his rookie season in 2012 and during 2013 up until the Green Bay game when he replaced regular starter Erin Henderson. Cole posted a game-high 18 tackles and added his 1st career sack along with pressuring Packers QBs throughout the game. The Vikings held Green Bay to 3-of-16 conversions on 3rd down (19%), the lowest allowed by the club in 2013.

### Vikings Single-Game Tackles - 2013

Player, Game	Tackles
<b>Audie Cole, at Green Bay (11/24).....</b>	<b>18</b>
Erin Henderson, vs. Pittsburgh (9/29).....	17
Erin Henderson, vs. Green Bay (10/27).....	17
Andrew Sendejo, vs. Washington (11/7).....	17

## BARR NONE

The Vikings selected UCLA LB Anthony Barr with the 9th overall pick in the 2014 NFL Draft, making him the 2nd-highest drafted LB in team history and he was the 2nd LB drafted in 2014. Barr is 2nd only in team history to #4 overall pick Chris Doleman, who went on to earn a Hall of Fame career as a DE.

### Vikings Highest-Drafted LBs in Team History

Player, School	Year, Draft #
Chris Doleman, Pittsburgh.....	1985, #4
<b>Anthony Barr, UCLA.....</b>	<b>2014, #9</b>
Jeff Siemon, Stanford.....	1972, #10

## SACKS COMING FAST

The Vikings had 50.0 sacks in 2011, led by Jared Allen's 22.0. The 50 sacks ranks 3rd in Vikings history and is the most since 1992. Over the 2011-13 seasons, the Vikings are 4th with **135 sacks**.

### 2011-13 NFL Sacks

Team	Sacks
1) St. Louis.....	144
2) Cincinnati.....	139
<b>3) Minnesota.....</b>	<b>135</b>
4) Denver.....	134

## PLAYING TAKEAWAY

The Vikings hard-hitting defense and special teams has helped the club rank among the NFL leaders in forcing and recovering fumbles in recent seasons. The Vikings have **42 forced fumbles and 35 fumble recoveries over the past 3 seasons**.

### 2011-14 NFL Forced Fumbles

Team	FFs
1) Chicago.....	53
2) New England.....	49
3) Cincinnati.....	45
4) Buffalo.....	43
<b>5t) Minnesota.....</b>	<b>42</b>
5t) Denver.....	42
5t) Jacksonville.....	42
5t) St. Louis.....	41

### 2011-14 NFL Opponent Fumble Recoveries

Team	FRs
1) New England.....	44
2) Chicago.....	40
3) Cincinnati.....	39
4) San Francisco.....	38
5) NY Giants.....	37
<b>6) Minnesota.....</b>	<b>35</b>
7) Seattle.....	33
8t) Carolina.....	32
8t) Jacksonville.....	32
8t) Dallas.....	32
8t) Atlanta.....	32

## ROBISON RAMBLES WITH RETURN



Brian Robison notched sacks on consecutive plays at Dallas (11/3/13), the 1st player to do so since linemate Kevin Williams in 2003. **Robison set a career-high in 2013 with 9.0 sacks. Robison had a streak of 5 straight games with a sack snapped at Cincinnati (12/22/13), the longest streak of his career.**

### Consecutive Plays with a Sack- Vikings

Player, Game	Plays
Gary Larsen, vs. Detroit, 10/6/68.....	3
<b>Brian Robison, at Dallas, 11/3/13.....</b>	<b>2</b>
Kevin Williams, vs. San Francisco, 9/28/03.....	2
several other players with.....	2

### Longest Fumble Recovery Returns by Vikings Defensive Linemen

Player, Game	Return
1) Kevin Williams, vs. Jacksonville, 11/28/04.....	77t
2) Alan Page, at Chicago, 10/11/70.....	63t
<b>3) Brian Robison, at Chicago, 9/15/13.....</b>	<b>61t</b>
4) Jared Allen, at St. Louis, 10/11/09.....	52t

### Vikings Single-Season Passes Defensed by Defensive Linemen

Team	Passes Defensed
1) Kevin Williams, 2004.....	10
<b>2t) Brian Robison, 2012.....</b>	<b>8</b>
2t) Kevin Williams, 2005.....	8



## MILLENIUM MAN



Vikings LB **Chad Greenway** joined elite company against Dallas when he became only the 7th player in Vikings history to notch 1,000+ career tackles and only the 5th LB in club history to reach the mark. Greenway is among the 2013 NFL leaders for INTs by a LB with 3 on the season. He joins 4 other LBs in the NFL this season with 3+ INTs and 3+ sacks. The Vikings record for INTs by a LB in a season is 5, set by Rip Hawkins in 1961.

### 2013 LBs with 3+ sacks and 3+ INTs

Player, Team	Sacks/INTs
LaVonte David, Tampa Bay	6/5
Karlos Dansby, Arizona	6.5/4
Daryl Smith, Baltimore	5/3
Jerrell Freeman, Indianapolis	4.5/3
<b>Chad Greenway, Minnesota</b>	<b>3/3</b>

### Vikings Players with 3+ sacks and 3+ INTs in a Season

Player, Team	Sacks/INTs
Mike Merriweather, LB, 1989	3.5/3
Joey Browner, S, 1990	3/7
Robert Griffith, S, 1999	4/3
Brian Williams, CB, 2003	3/5
<b>Chad Greenway, LB, 2013</b>	<b>3/3</b>

### Vikings Career Defensive Tackles (not including special teams)

Player, Games	Tackles
Scott Studwell, LB, 202	1,928
Matt Blair, LB, 160	1,404
Jeff Siemon, LB, 156	1,375
Alan Page, DT, 160	1,118
<b>Chad Greenway, LB, 112</b>	<b>1,086</b>
Tommy Hannon, S, 117	1,056
Ed McDaniel, LB, 125	1,020

### Most Interceptions in a Single Game by a LB - Vikings

Player, Game	INTs
1t) Jack Del Rio, at Detroit, 12/5/93	3
1t) Roy Winston, at San Francisco, 10/25/64	3
<b>3t) Chad Greenway, at Detroit, 9/20/09</b>	<b>2</b>

### Most Opponent Fumble Recoveries - 2007-13 - NFL

Player	FRs
1) Rob Ninkovich	12
<b>2t) Chad Greenway</b>	<b>11</b>
2t) Bradie James	11
4t) Kerry Rhodes	10
4t) Brian Urlacher	10
4t) Julius Peppers	10
4t) Josh Wilson	10

### Vikings Single-Season Sacks - Linebackers

Player	Sacks
1) Ed McDaniel, 1998	7.0
2t) Broderick Thomas, 1995	6.0
2t) Matt Blair, 1981	6.0
<b>4) Chad Greenway, 2008</b>	<b>5.5</b>
5t) Ben Leber, 2007	5.0
5t) Dwayne Rudd, 1997	5.0
5t) Matt Blair, 1978, 1983	5.0

### Vikings Career Sacks - Linebackers

Player	Sacks
1) Matt Blair, 1974-85	23.0
2) Ed McDaniel, 1992-2001	20.5
3) Fred McNeill, 1974-85	16.5
4) E.J. Henderson, 2003-11	15.5
<b>5) Chad Greenway, 2006-present</b>	<b>14.5</b>
6) Ben Leber, 2006-10	12.0

### Vikings Career Interceptions by Linebackers

Player	INTs
1) Matt Blair	16
2t) Lonnie Warwick	12
2t) Roy Winston	12
2t) Rip Hawkins	12
5t) Scott Studwell	11
5t) Jeff Siemon	11
7) Jack Del Rio	10
<b>8) Chad Greenway</b>	<b>9</b>

## CAN'T GET AWAY FROM GREENWAY

According to coaches' film review, LB **Chad Greenway** led the Vikings with 22 tackles vs. Oakland (11/20/11) and passed the 100-tackle plateau for the season. **Greenway's 22 stops ranks as his career-high, breaking his previous mark of 17 and moved him into 2nd-most in Vikings history.**

### Consecutive Seasons Leading Vikings in Tackles

Player	Seasons
1t) Scott Studwell, 1980-85	6
<b>1t) Chad Greenway, 2008-13</b>	<b>6</b>

### Single-Game Tackles by Vikings

Player, Game	Tackles
1) Scott Studwell, at Detroit (11/17/85)	24
<b>2) Chad Greenway, vs. Oakland (11/20/11)</b>	<b>22</b>
3t) Scott Studwell, at Pittsburgh (9/24/89)	21
3t) Ed McDaniel, at Green Bay (9/4/94)	21
5t) Scott Studwell, vs. Dallas (10/2/83)	20
5t) Matt Blair, vs. Green Bay (11/13/83)	20
5t) Scott Studwell, at San Francisco (12/8/84)	20
5t) Joey Browner, at Chicago (10/27/85)	20

### Vikings Single-Season Tackles

Player	Tackles
1) Scott Studwell, 1981	230
2) Scott Studwell, 1978	229
3) Matt Blair, 1981	220
4) Scott Studwell, 1983	215
5) Scott Studwell, 1984	213
6) Scott Studwell, 1980	205
7) Scott Studwell, 1985	204
<b>8) Chad Greenway, 2012</b>	<b>191</b>

## AYE, AYE CAPTAIN

Vikings free agent CB **Captain Munnerylyn** was signed to give the Vikings some veteran experience in the defensive backfield and because of his nose for the ball. Munnerylyn's small stature doesn't diminish his ability to make big plays on the field. He has returned 5 of his 7 career INTs for TDs and his 50 career starts among his 77 career games played lead all the Vikings DBs by a wide margin.

### Career Games Played/Started Among Vikings DBs

Player	Games/Starts
<b>Captain Munnerylyn</b>	<b>77/50</b>
Josh Robinson	26/16
Harrison Smith	24/23

### NFL INT Return TDs from 2010-13

Player, Year	TDs
<b>Captain Munnerylyn</b>	<b>5</b>
Charles Tillman	5
Aqib Talib	4

## RAISING THE BARR

Vikings 1st-round pick LB **Anthony Barr** is the 2nd-highest drafted LB in team history, selected #9 overall. Only Hall of Famer Chris Doleman, the #4 pick in the 1985 Draft, was taken higher and he transitioned to play DE early in his career. The Vikings have traditionally not relied heavily on rookie LBs, but Barr's unique talents could change that.

### Highest-Drafted Vikings LBs

Player, Year	Draft Position
Chris Doleman, 1985	#4
<b>Anthony Barr, 2014</b>	<b>#9</b>
Jeff Siemon, 1972	#10

### Starts by Vikings Rookie LBs

Player, Year	Starts
Rip Hawkins, 1961	14
Chris Doleman, 1985	13
Nick Rogers, 2002	11
Jeff Siemon, 1972	8
Don Hansen, 1966	8



## THE BLAIR WALSH PROJECT



**Blair Walsh** earned **NFC Special Teams Player of the Week** honors for his game at Green Bay (11/24) when he was 4-of-4 on FGs including an OT kick that tied the game and had 5 touchbacks. A week later, Walsh was in another OT game and came through with the game-tying and game-winning kicks on a 30-yard and 34-yard FG respectively, helping the Vikings erase a 10-point 4th-quarter deficit to get the win. The Bears game marked the 2nd time in Walsh's career he hit the game-tying kick and game-winner both.

### Walsh's Game-Winning FGs

Player	Kick	Time	Final
9/9/12 vs. Jacksonville	38 FG	11:06 OT	26-23
12/30/12 vs. Green Bay	29 FG	0:00	37-34
12/1/13 vs. Chicago	34 FG	1:43 OT	23-20

### 2012-14 NFL Points

Player, Team	Points
Stephen Gostkowski	311
Matt Prater	283
Justin Tucker	272
<b>Blair Walsh</b>	<b>262</b>

### 2012-14 NFL FGs of 50+ Made

Player, Team	50+ FGs
<b>Blair Walsh</b>	<b>12/15</b>
Phil Dawson	11/13
Justin Tucker	10/11

### Longest FGs in Vikings History

Player, Game	Distance
1t) <b>*Blair Walsh at Houston, 12/23/12</b>	<b>56</b>
1t) Paul Edinger vs. Green Bay, 10/23/05	56
3t) <b>*Blair Walsh vs. Jacksonville, 9/9/12</b>	<b>55</b>
3t) <b>*Blair Walsh at Seattle, 11/4/12</b>	<b>55</b>
3t) Ryan Longwell at Chicago, 10/14/07	55
6t) <b>Blair Walsh vs. Pittsburgh, 9/29/13</b>	<b>54</b>
6t) <b>*Blair Walsh vs. Green Bay, 12/30/12</b>	<b>54</b>
6t) 4 others tied at	54

### 50+ FGs in a Season by Vikings

Player, Season	50+ FGs
<b>*Blair Walsh, 2012</b>	<b>10</b>
Ryan Longwell, 2008	6

### 50+ FGs in a Career by Vikings

Player	50+ FGs
<b>Blair Walsh, 2012-present</b>	<b>12</b>
Ryan Longwell, 2006-11	11

### NFL Consecutive 50+ FGs

Player	50+ FGs
<b>Blair Walsh, 2012-13</b>	<b>12</b>
Robbie Gould, 2010-13	11
Tony Zendejas, 1988-93	11

### NFL Single-Season 50+ FGs

Player	50+ FGs
<b>*Blair Walsh, Minnesota, 2012</b>	<b>10/10</b>
Jason Hanson, Detroit, 2008	8/8
Morten Andersen, Atlanta, 1995	8/9

### FGs in a Season by Vikings

Player, Season	FGs
<b>*Blair Walsh, 2012</b>	<b>35</b>
Gary Anderson, 1998	35

### NFL 50+ FGs in a Game

Player	FGs
<b>*Blair Walsh, Minnesota at St. Louis (12/16/12) ...3 (50, 53, 51)</b>	<b>3</b>
Phil Dawson, Cleveland vs. Baltimore (9/27/12)	3 (51, 50, 52)
Josh Scobee, Jacksonville vs. Baltimore (10/24/11)	3 (54, 54, 51)
Sebastian Janikowski, Oakland vs. Houston (10/9/11)	3 (55, 54, 50)
Connor Barth, Tampa Bay vs. Miami (11/15/09)	3 (51, 50, 54)
Kris Brown, Houston vs. Miami (10/7/07)	3 (54, 54, 57)
Neil Rackers, Arizona vs. Seattle (10/24/04)	3 (55, 55, 50)
Morten Andersen, Atlanta vs. New Orleans (12/10/95)	3 (51, 55, 55)

\*rookie

## IT'S A SNAP FOR LOEFFLER

**Cullen Loeffler** is the longest-tenured Viking and enters 2014 with 155 career games to his credit.

### Longest FGs in Vikings History

Player, Game	Distance	Snapper
1t) <b>Blair Walsh at Houston, 12/23/12</b>	<b>56</b>	<b>Loeffler</b>
1t) Paul Edinger vs. Green Bay, 10/23/05	56	Loeffler
3t) <b>Blair Walsh vs. Jacksonville, 9/9/12</b>	<b>55</b>	<b>Loeffler</b>
3t) <b>Blair Walsh at Seattle, 11/4/12</b>	<b>55</b>	<b>Loeffler</b>
3t) Ryan Longwell at Chicago, 10/14/07	55	Loeffler

## LEFTY LOCKE POUNDS PUNTS

**Jeff Locke** is the highest-drafted punter in Vikings history, drafted in the 5th round (#155 overall) and is only the 6th punter drafted by the team. Locke put his mark on the Vikings record book for performances by a rookie punter and notched the 3rd-best single-season net punting average in team history. He was pressed into duty to handle kickoff duties vs. Carolina (10/13) and at NY Giants when Blair Walsh was limited with an injury. Locke also held on all PATs and FGs during the season.

### Vikings Net Punting Average in a Season

Player, Season	Net Avg.
Bobby Walden, 1964*	41.8
Chris Kluwe, 2012	39.9
<b>Jeff Locke, 2013*</b>	<b>39.2</b>

\* Rookie

### Vikings Gross Punting Average in a Season by a Rookie

Player, Season	Gross Avg.
Bobby Walden, 1964	46.4
<b>Jeff Locke, 2013</b>	<b>44.2</b>

### Vikings Punts Inside the 20 by a Rookie

Player, Season	Inside 20
Bobby Walden, 1964	26
<b>Jeff Locke, 2013</b>	<b>23</b>

## SHIFTY SHERELS

**Marcus Sherels** set a Vikings record with a 15.2-yard PR average for the season and joined rare company in Vikings history when he returned his 2nd career TD on a punt return at NY Giants in 2013- joining only David Palmer and Mewelde Moore to achieve the feat in club history. His 119 return yards at NY Giants (10/21/13) set a Vikings record for a single game.

### Vikings KO and PRTDs in a Game

Players	Game
<b>Marcus Sherels (77t PR), Percy Harvin (105t KR)</b>	<b>at Detroit, 9/30/12</b>
Mewelde Moore (71t PR), Koren Robinson (86t KR)	at NY Giants, 11/13/05
Randy Moss (64t PR), Robert Tate (76t KR)	at Kansas City, 12/12/99

### 2013 NFL Punt Return Average

Player	Avg.
Tandon Doss, Baltimore	15.6
<b>Marcus Sherels, Minnesota</b>	<b>15.2</b>

### Single Season Punt Return Average in Vikings History

Player, Season	Avg.
<b>Marcus Sherels, 2013</b>	<b>15.2 (22/335)</b>
David Palmer, 1995	13.2 (26/342)
David Palmer, 1997	13.1 (34/444)

### Career Punt Return Average in Vikings History

Player	Avg.
Mewelde Moore	10.4
<b>Marcus Sherels (87/899)</b>	<b>10.3</b>
David Palmer	9.9
Billy Butler	9.9

### Career Punt Returns of 50+ Yards in Vikings History

Player	50+ Returns
<b>Marcus Sherels</b>	<b>4</b>
David Palmer	4
Leo Lewis, Charlie West	3

### Punt Return TDs in Vikings History

Player, Game	Yards
<b>Marcus Sherels, at NY Giants (10/21/13)</b>	<b>86t</b>
<b>Marcus Sherels, at Detroit (9/30/12)</b>	<b>77t</b>
Bernard Berrian, at Arizona (12/14/08)	82t
Mewelde Moore, vs. New England (10/30/06)	71t
Mewelde Moore, at NY Giants (11/13/05)	71t
Nate Burleson, at Indianapolis (11/8/04)	91t
Randy Moss, at Kansas City (12/12/99)	64t
David Palmer, at NY Giants (9/29/96)	69t
David Palmer, at Detroit (11/23/95)	74t
Leo Lewis, vs. Atlanta (11/22/87)	78t
Charlie West, vs. Washington (11/3/68)	98t
Billy Butler, vs. San Francisco (9/29/63)	60t
Hugh McElhenny, at Chicago (12/17/61)	81t

### Longest Punt Returns in Vikings History

Player, Game	Yards
Charlie West, vs. Washington (11/3/68)	98t
Nate Burleson, at Indianapolis (11/8/04)	91t
<b>Marcus Sherels, at NY Giants (10/21/13)</b>	<b>86t</b>
Bernard Berrian, at Arizona (12/14/08)	82t
Bob Grim, vs. NY Giants (11/5/67)	81t
Hugh McElhenny, at Chicago (12/17/61)	81t
Leo Lewis, vs. Atlanta (11/22/87)	78t
<b>Marcus Sherels, at Detroit (9/30/12)</b>	<b>77t</b>



## VOICES OF THE VIKINGS

KFAN-FM radio mid-day personality Paul Allen finished his 13th season as the Vikings radio play-by-play voice in 2013. Joining him in the booth for the 3rd year was former Vikings LB and coach Pete Bercich, while former Vikings punter Greg Coleman served as the sideline reporter. Joining the crew for the preseason simulcast is former Vikings LB Ben Leber.

KFAN-FM (100.3) and KTLK (1130 AM) serve as the flagship stations for the Minnesota Vikings Radio Network, which includes outlets in six states:

### MINNESOTA

Market	Station	Freq.
Twin Cities	KFAN-FM	100.3
Twin Cities	KTLK-AM	1130
Aitkin	KKIN-FM	94.3
Alexandria	KIKV-FM	100.7
Austin	KNFX-AM	970
Bemidji	KBUN-AM	1450
Bemidji	KBHP-FM	101.1
Benson	KSCR-FM	93.5
Blue Earth	KBEW-FM	98.1
Brainerd	KBLB-FM	93.3
Crookston	KROX-AM	1260
Dassel	KARP-FM	106.9
Detroit Lakes	KDLM-AM	1340
Detroit Lakes	KRCQ-FM	102.3
Duluth	WEBC-AM	560
Ely	WELY-AM	1450
Ely	WELY-FM	94.5
Fergus Falls	KBRF-AM	1250
Grand Rapids	KMFY-FM	96.9
Hibbing	WMNT-AM	650
Hutchinson	KARP-FM	106.9
Intl. Falls	KSDM-FM	104.1
Jackson	KRAQ-FM	105.7
Mankato	KHRS-FM	105.9
Mankato	KXLP-FM	93.1
Mankato	KYSM-AM	1230
Marshall	KARL-FM	105.1
Morris	KKOK-FM	95.7
New Ulm	KNUJ-FM	107.3
Park Rapids	KPRM-AM	870
Pine City	WCMP-FM	100.9
Rochester	KRCH-FM	101.7
Rochester	KWEB-AM	1270
Roseau	KCAJ-FM	102.1
St. Cloud	WJON-AM	1240
Spring Grove	KQYB-FM	98.3
Staples	KSKK-FM	94.7
Thief River Falls	KTRF-AM	1230
Wadena	KSKK-FM	94.7
Walker	KQKK-FM	101.9
Waseca	KOWZ-AM	1170
Winoona	KWNO-FM	99.3

### IOWA

Market	Station	Freq.
Ames	KASI-AM	1430
Cedar Rapids	KMJM-AM	1360
Mason City	KGLO-AM	1300
Sioux City	KMNS-AM	620
Spencer	KICD-AM	1240

### MONTANA

Miles City	KKRY-FM	92.5
------------	---------	------

### NORTH DAKOTA

Bismarck	KXMR-AM	710
Carrington	KDAK-AM	1600
Devils Lake	KDLR-AM	1240
Dickinson	KLTC-AM	1460
Fargo	KFGO-AM	790
Grand Forks	KKXL-AM	1440
Jamestown	KQDJ-AM	1400
Minot	KRRZ-AM	1390
Oakes	KDDR-AM	1220
Valley City	KOVC-AM	1490
Williston	KEYZ-AM	600

### SOUTH DAKOTA

Aberdeen	KSDN-AM	930
Milbank	KMSD-AM	1510
Mobridge	KMLO-FM	100.7
Pierre	KPLO-FM	94.5
Sioux Falls	KXQL-FM	107.9
Sisseton	KBWS-FM	102.9
Watertown	KWAT-AM	950
Yankton	KVTK-AM	1570

### WISCONSIN

Amery	WLMX-FM	104.9
Balsam Lake	WLMX-FM	104.9
Eau Claire	WMEQ-AM	880
Hayward	WHSM-FM	101.0
LaCrosse	KYOB-FM	98.3
Menomonie	WMEQ-AM	880
Rice Lake	WKFX-FM	99.1

## VIKINGS ON THE AIR

In 2014, Vikings Preseason TV will again be a simulcast with games airing LIVE locally on KARE 11 as well as on KFAN 100.3 FM and the Vikings Radio Network. The broadcast team of Paul Allen, Pete Bercich, Greg Coleman and Ben Leber will return.

After a highly successful debut season in 2012, Vikings: Beyond the Gridiron will return for a third season. The documentary-style show focuses on the rare inside access that only a team network can provide. Beyond the Gridiron is co-produced by VEN and Elite Edge Productions and airs Saturdays on KARE 11 and Sundays on Fox Sports North.

Vikings GamePlan will return for a eighth season as the team's pregame TV show. Hosted by Paul Allen, GamePlan features interviews with current players and Head Coach Mike Zimmer, game film review, expert analysis and more. Vikings GamePlan is produced by VEN and airs Sundays on KARE 11 and Fox Sports North.



# VIKINGS EXTRA POINTS



## QUICK HITS

**Franchise Founded:** January 28, 1960  
**First Head Coach:** Norm Van Brocklin  
**First Regular Season Game:** 9/17/61 - Vikings 37, Chicago Bears 13  
**First Playoff Game:** 12/22/68 - Vikings 14, Baltimore Colts 24  
**First Super Bowl:** Super Bowl IV (1/11/70) Vikings 7, Chiefs 23  
**Playoff Appearances/Games:** 27/46  
**Super Bowl Appearances:** 4 - Super Bowl IV, VIII, IX, and XI  
**All-Time Record (Reg. Season & Postseason):** 450-392-10  
**All-Time NFC Record (Reg. Season & Postseason):** 370-305-10  
**All-Time Home Record (Reg. Season & Postseason):** 266-152-4  
**All-Time Away Record (Reg. Season & Postseason):** 183-235-6  
**Home Stadiums:** Metropolitan Stadium (1961-1981) - 97-59-4  
 HHH Metrodome (1982-present) - 168-92-0  
 TCF Bank Stadium (2014-present) - 0-1-0  
**Stadium Info:** TCF Bank Stadium  
**Capacity:** 52,200  
**Address:** 2009 University Ave S., Minneapolis, MN 55455  
**Playing Surface:** Field Turf  
**Training Facilities:** Winter Park  
**Address:** 9520 Viking Drive, Eden Prairie, MN 55344  
**Training Camp:** Minnesota State University-Mankato  
**Address:** 700 Ellis Avenue, Mankato, MN 56002  
**Owner/Chairman:** Zygi Wilf  
**Owner/President:** Mark Wilf

## VIKINGS ON THE WEB

The Minnesota Vikings official website, which can be viewed at <http://www.vikings.com>, provides Vikings fans with everything they need to follow their favorite team. Vikings.com is one of the league's most trafficked sites and is the only place on the web that provides complete video and audio of all Vikings press conferences. Additionally, the website provides unique and exclusive written and video content that can only be found on Vikings.com.

Vikings media members can find stats, press releases, weekly game releases and updated rosters under the press tab.



## VIKINGS YEAR-BY-YEAR

Year	Preseason	Regular Season	Playoffs
1961	0-5-0	3-11-0	0-0
1962	2-3-0	2-11-1	0-0
1963	4-1-0	5-8-1	0-0
1964	5-0-0	8-5-1	0-0
1965	5-0-0	7-7-0	0-0
1966	3-1-1	4-9-1	0-0
1967	2-3-0	3-8-3	0-0
1968	3-2-0	8-6-0	0-1
1969	5-1-0	12-2-0	2-1 (SB loss)
1970	4-2-0	12-2-0	0-1
1971	4-2-0	11-3-0	0-1
1972	3-2-0	7-7-0	0-0
1973	5-0-0	12-2-0	2-1 (SB loss)
1974	3-2-0	10-4-0	2-1 (SB loss)
1975	2-3-1	12-2-0	0-1
1976	3-3-0	11-2-1	2-1 (SB loss)
1977	4-2-0	9-5-0	1-1
1978	2-2-0	8-7-1	0-1
1979	0-4-0	7-9-0	0-0
1980	3-1-0	9-7-0	0-1
1981	1-3-0	7-9-0	0-0
1982	3-2-0	5-4-0	1-1
1983	3-1-0	8-8-0	0-0
1984	1-3-0	3-13-0	0-0
1985	3-1-0	7-9-0	0-0
1986	3-1-0	9-7-0	0-0
1987	2-2-0	8-7-0	2-1
1988	3-1-0	11-5-0	1-1
1989	3-1-0	10-6-0	0-1
1990	3-1-0	6-10-0	0-0
1991	2-2-0	8-8-0	0-0
1992	4-0-0	11-5-0	0-1
1993	4-1-0	9-7-0	0-1
1994	3-2-0	10-6-0	0-1
1995	2-2-0	8-8-0	0-0
1996	1-3-0	9-7-0	0-1
1997	3-2-0	9-7-0	1-1
1998	4-0-0	15-1-0	1-1
1999	2-2-0	10-6-0	1-1
2000	1-3-0	11-5-0	1-1
2001	4-0-0	5-11-0	0-0
2002	2-2-0	6-10-0	0-0
2003	1-3-0	9-7-0	0-0
2004	2-2-0	8-8-0	1-1
2005	3-1-0	9-7-0	0-0
2006	2-1-1	6-10-0	0-0
2007	2-2-0	8-8-0	0-0
2008	1-3-0	10-6-0	0-1
2009	3-1-0	12-4-0	1-1
2010	3-1-0	6-10-0	0-0
2011	2-2-0	3-13-0	0-0
2012	1-3-0	10-6-0	0-1
2013	1-3-0	5-10-1	0-0
2014	4-0-0	0-0-0	0-0
<b>Totals</b>	<b>144-96-3 (.599)</b>	<b>431-365-10 (.541)</b>	<b>19-27 (.413)</b>

## VIKINGS COACHES

Years	Head Coach	Total Games	Regular Season (%)	Playoffs (%)	Overall (%)
1961-66	Norm Van Brocklin	84	29-51-4 (.369)	0-0-0 (.000)	29-51-4 (.369)
1967-83, 1985	Bud Grant	281	158-96-5 (.618)	10-12-0 (.454)	168-108-5 (.607)
1984	Les Steckel	16	3-13-0 (.188)	0-0-0 (.000)	3-13-0 (.188)
1986-91	Jerry Burns	101	52-43-0 (.547)	3-3-0 (.500)	55-46-0 (.544)
1992-2001	Dennis Green	171	97-62-0 (.610)	4-8-0 (.333)	101-70-0 (.591)
2002-05	Mike Tice	67	32-33-0 (.492)	1-1-0 (.500)	33-34-0 (.493)
2006-2010	Brad Childress	76	39-35-0 (.527)	1-2-0 (.333)	40-37-0 (.519)
2010-2013	Leslie Frazier	55	21-32-1 (.391)	0-1-0 (.000)	21-33-1 (.390)
<b>2014-Present</b>	<b>Mike Zimmer</b>	<b>0</b>	<b>0-0-0 (.000)</b>	<b>0-0-0 (.000)</b>	<b>0-0-0 (.000)</b>



## VIKINGS PUBLIC RELATIONS STAFF



**Bob Hagan**  
Exec. Director of PR  
952-828-6505  
haganb@vikings.nfl.net



**Tom West**  
Asst. Director of PR  
952-828-6552  
westt@vikings.nfl.net




**Jeff Anderson**  
Exec. Director of Communications  
952-828-6570  
andersonj@vikings.nfl.net



**Jon Ekstrom**  
PR Manager  
952-828-6511  
ekstromj@vikings.nfl.net



**Sam Newton**  
PR Assistant  
952-918-8382  
newtons@vikings.nfl.net



**Zach Royse**  
PR Intern  
952-918-8383  
roysez@vikings.nfl.net



**Travis Langer**  
PR Intern  
612-718-4093  
langert@vikings.nfl.net

## WEEKLY MEDIA SCHEDULE

The typical Vikings weekly media schedule during the season is below:

### MONDAY

12:35 p.m. - Zimmer Press Conference  
1:00 - 1:45 p.m. - Open Locker Room

### TUESDAY

Players Day Off - No Media Access

### WEDNESDAY

11:10 a.m. - Players Available and Coach Zimmer's Press Conference  
11:45 a.m. - 12:30 p.m. - Open Locker Room  
12:50 - 2:50 p.m. - Practice\*

### THURSDAY

11:10 a.m. - Players Available and Coordinator's Press Conference  
11:45 a.m. - 12:30 p.m. - Open Locker Room  
12:50 - 2:50 p.m. - Practice\*

### FRIDAY

11:10 a.m. - Players Available and Coach Zimmer's Press Conference  
11:45 a.m. - 12:30 p.m. - Open Locker Room  
12:50 - 2:50 p.m. - Practice\*

### SATURDAY

No Media Access

### SUNDAY

Post-Game - Coach Zimmer Press Conference  
Post-Game - Open Locker Room

\* Practice is open to media through individual drills

**Practice schedule subject to change**

## COACH ZIMMER PRESS CONFERENCES

Head Coach **Mike Zimmer** will be available in the fieldhouse or on the outdoor practice field on Mondays, Wednesdays and Fridays during the regular season.

## COORDINATOR AVAILABILITY

Offensive Coordinator **Norv Turner** and Defensive Coordinator **George Edwards** will be available on Thursdays during the regular season. All other interview requests for coordinators should be directed to a member of the PR staff.

## ASSISTANT COACH AVAILABILITY

All position coach interviews must be scheduled through the PR department a day in advance. Position coaches are available for questions on specific players and the position group but coordinators will always serve as the primary spokesmen in their areas.

## TCF BANK STADIUM GAME DAY INFO

Credential requests are honored for accredited media on specific assignments and must be made through the Vikings' PR department. Credentials will NOT be issued to writers or photographers working on a free-lance basis unless the request is made by a recognized publication or news entity. The Vikings PR staff will evaluate online entities, including blogs, and determine whether or not those entities will be issued credentials.

### 2014 SEASON PRESS CREDENTIALS

- \* All press credential requests for the full 2014 season must be submitted via email to Vikings Public Relations Manager Jon Ekstrom (ekstromj@vikings.nfl.net). Faxes will not be accepted.
- \* Requests are to be submitted on company letterhead by your editor or station manager. They should include the name of the person(s) that will be using the credential(s) as well as the specific job function (photographer, reporter, etc.).
- \* Upon review of request, outlets will be notified of acceptance or denial, and credentials will be distributed prior to the first preseason game.

### 2014 SINGLE-GAME PRESS CREDENTIALS

- \* Media representatives who have not been issued season press credentials must request single-game credentials no later than Monday of the specific game week.
- \* Requests must be submitted via email to Jon Ekstrom (ekstromj@vikings.nfl.net). Faxes will not be accepted.
- \* Requests are to be submitted on company letterhead by your editor or station manager. They should include the name of the person(s) that will be using the credential(s) as well as the specific job function (photographer, reporter, etc.).

### 2014 ROAD GAME PRESS CREDENTIALS

- \* For road games, members of the media must request credentials no later than Thursday prior to the specific game week.
- \* Requests must be submitted via email to Bob Hagan (haganb@vikings.nfl.net).

### PRESS WILL CALL/PRESS ENTRANCE

- \* The press will call/press entrance at TCF Bank Stadium is located inside of the Dodge County gate on the Southeast side of the stadium. Media members who already have credentials may also enter through the Dodge County Gate, which is located closest to Gate D.
- \* For press box passes, entrance through the Dodge County gate allows for the quickest access to the press box.

### SECURITY

- \* Picture identification is required at the press will call, and all bags will be searched. Any bag without a security tag is subject to removal by Vikings security.
- \* A valid credential is required and should be displayed at all times while at TCF Bank Stadium. This credential is not transferable between parties, even among members of the same media outlet. If the name on the credential does not match the name on the Vikings master list, the credential is subject to revocation by Vikings security.

# VIKINGS 2014 MEDIA INFORMATION



## MAIN PRESS BOX

- \* The main press box is located above the Dodge County gate on the south side of the stadium. Media check-in and elevators are located directly inside the Dodge County gate.
- \* Seating charts are located in the press box and wireless internet is available.
- \* Pre-game meal and halftime snack will be available in the back of the main press box.
- \* Vikings PR representatives will be located in seats 11-14 in row 2 of the main press box.
- \* The visiting team PR staff is located in seats 30-33 in row 2 of the main press box.
- \* Play-by-play account and statistics will be distributed in the press box during and after the game.
- \* For field access, take the elevators to ground level, head to your right and follow signage past the Vikings locker room towards the field.

## STILL PHOTO/TV CAMERA/PRE-POST

- \* There are two photo workrooms located inside the stadium. The home photo workroom is located directly inside of the Dodge County Gate. Please take an immediate left when entering the stadium. This room will also serve as the postgame press conference room for the Vikings. The visiting photo workroom is located directly next to the visiting locker room. This room will serve as the visitor's postgame press conference room. Media members are welcome to use either room throughout the game.
- \* All media members with a pre/post credential will be staged in either photo workroom during the game. Media with a pre/post credential will not have access to the press box but will have access to both locker rooms and press conference rooms following the game.
- \* Prior to going on the field, photographers must sign a liability waiver upon entering the Dodge County gate. If you need to check out a photo vest or register your wireless frequency this must also be done at the Dodge County gate prior to entering the field.
- \* Photographers, videographers and media members with a pre/post credential will have access to one meal on game day, either before the game or at halftime. Waters will be provided throughout the day in the photo workrooms.
- \* Wireless internet and the ability to watch the game on TV is available in both photo workrooms.

## POST GAME FIELD/LOCKER ROOM/PRESS CONFERENCE ACCESS

- \* Media members are allowed on the field to interview Vikings players coming off the field.
- \* Both home and visiting locker rooms will open 10 minutes after the game.
- \* The Vikings press conference room is directly inside the Dodge County gate. After getting off of the elevator, the room is located directly to the left. The visiting team's press conferences are held next to the visiting team's locker room.
- \* Head Coach Mike Zimmer will address the media following every game. Quarterbacks and notable players will also address the media.
- \* Post-game transcripts will be available in the press box after the game.

## VIKINGS MEDIA-ONLY FTP SITE

The Minnesota Vikings media-only FTP site is designed to assist media members with their daily coverage needs. Along with access to audio files from press conferences, the site includes team logos, coach and player headshots, press releases, media guides among other media-related items. For more information on the FTP site, media members may contact Vikings Public Relations Assistant Jon Ekstrom at 952-828-6511 or [ekstromj@vikings.nfl.net](mailto:ekstromj@vikings.nfl.net).

### VIKINGS MEDIA-ONLY FTP SITE INSTRUCTIONS

#### FIREFOX/CHROME

- 1) Enter the URL – <ftp://vikings.flashspot.tv/>
- 2) Enter the following username and password (case sensitive) when prompted:

Username: vPR-Read  
Password: M!nn3apolis-612

#### INTERNET EXPLORER

- 1) Enter the URL – <ftp://vikings.flashspot.tv/>
- 2) Enter the following username and password (case sensitive) when prompted:

Username: vPR-Read  
Password: M!nn3apolis-612

- 3) Page will refresh and appear like the example below. Click the 'Page' dropdown and select 'Open FTP Site in Windows Explorer.'
- 4) A new pop up window will open. Enter the same username and password as above (may have to enter it twice).
- 5) FTP site will open via Windows Explorer and folders/files can be navigated/downloaded.





## **VIKINGS VITALS**

- Offensive and Defensive Statistics
  - Rosters and Depth Chart
    - Participation Chart
  - How The Vikings Were Built
    - Roster Moves
  - Game-By-Game Statistics
    - The Last Time

# VIKINGS 2014 PRESEASON STATISTICS



## Won 4, Lost 0

8/8	W, 10-6	vs. Oakland	51,752
8/16	W, 30-28	vs. Arizona	51,763
8/23	W, 30-12	at Kansas City	73,442
8/28	W, 19-3	at Tennessee	69,143

	Minnesota	Opponent
<b>Total First Downs</b>	<b>82</b>	<b>71</b>
Rushing	24	24
Passing	47	38
Penalty	11	9
3rd Down: Made/Att	20/51	20/54
3rd Down Pct.	39.2%	37.0%
4th Down: Made/Att	1/1	6/8
4th Down Pct.	100.0%	75.0%
<b>Possession Avg.</b>	<b>31:55</b>	<b>28:05</b>
<b>Total Net Yards</b>	<b>1334</b>	<b>1143</b>
Avg. Per Game	333.5	285.8
Total Plays	248	242
Avg. Per Play	5.4	4.7
<b>Net Yards Rushing</b>	<b>598</b>	<b>398</b>
Avg. Per Game	149.5	99.5
Total Rushes	126	98
<b>Net Yards Passing</b>	<b>736</b>	<b>745</b>
Avg. Per Game	184	186.3
Sacked/Yards Lost	12-74	11-68
Gross Yards	810	813
Attempts/Completions	110/71	133/79
Completion Pct.	64.5%	59.4%
Had Intercepted	1	5
<b>Punts/Average</b>	<b>16/43.9</b>	<b>20/46.5</b>
<b>Net Punting Avg.</b>	<b>38.3</b>	<b>37.3</b>
<b>Penalties/Yards</b>	<b>26/249</b>	<b>33/225</b>
<b>Fumbles/Ball Lost</b>	<b>6/0</b>	<b>4/1</b>
<b>Touchdowns</b>	<b>8</b>	<b>6</b>
<b>Rushing</b>	<b>1</b>	<b>3</b>
<b>Passing</b>	<b>7</b>	<b>2</b>
<b>Returns</b>	<b>0</b>	<b>1</b>

Score By Periods	Q1	Q2	Q3	Q4	OT	Pts
Vikings	27	22	20	20	0	89
Opponents	9	10	7	23	0	49

Scoring	TD	Ru	Pa	Rt	PAT	FG	2Pt	Pts
B. Walsh	0	0	0	0	6/7	11/13	0	39
A. Reisner	3	0	3	0	0/0	0/0	0	18
K. Rudolph	1	0	1	0	0/0	0/0	0	6
M. Asiata	1	1	0	0	0/0	0/0	0	6
R. Smith	1	0	1	0	0/0	0/0	0	6
A. Thielen	1	0	1	0	0/0	0/0	0	6
C. Patterson	1	0	1	0	0/0	0/0	0	6
J. Wright	0	0	0	0	0/0	0/0	1	2
<b>Team</b>	<b>8</b>	<b>1</b>	<b>7</b>	<b>0</b>	<b>6/7</b>	<b>11/13</b>	<b>1</b>	<b>89</b>
<b>Opponents</b>	<b>6</b>	<b>3</b>	<b>2</b>	<b>1</b>	<b>5/5</b>	<b>2/4</b>	<b>0</b>	<b>49</b>

2-Pt. Conversions: Team 1/1, Opponents: 0/1

Sacks: C. Wootton 3.0, T. Johnson 2.5, A. Barr 1.5, J. Trattou 1.5, S. Prater 1.0, B. Robison 0.5, J. Brinkley 0.5, E. Griffen 0.5 Team: 11.0, Opponents: 12.0

RUSHING	No.	Yds	Avg	Long	TD
J. Banyard	36	212	5.9	56	0
D. Williams	32	131	4.1	22	0
J. McKinnon	22	108	4.9	24	0
M. Asiata	24	80	3.3	12	1
M. Cassel	4	34	8.5	23	0
J. Wright	1	17	17.0	17	0
C. Ponder	3	8	2.7	9	0
T. Bridgewater	3	5	1.7	4	0
Z. Line	1	3	3.0	3	0
<b>Team</b>	<b>126</b>	<b>598</b>	<b>4.7</b>	<b>56</b>	<b>1</b>
<b>Opponents</b>	<b>98</b>	<b>398</b>	<b>4.1</b>	<b>23</b>	<b>3</b>

RECEIVING	No.	Yds	Avg	Long	TD
C. Patterson	8	118	14.8	53t	1
A. Thielen	8	99	12.4	16	1
A. Reisner	8	62	7.8	14	3
K. Rudolph	7	149	21.3	51t	1
R. Smith	6	77	12.8	37	1
M. Asiata	5	44	8.8	31	0
J. Banyard	5	24	4.8	8	0
J. Wright	4	51	12.8	14	0
J. McKinnon	4	12	3.0	8	0
G. Jennings	3	40	13.3	16	0
K. Colter	3	33	11.0	19	0
D. Williams	3	17	5.7	11	0
D. Foster	2	27	13.5	19	0
M. Higgins	2	27	13.5	17	0
J. Simpson	2	25	12.5	19	0
R. Ellison	1	5	5.0	5	0
<b>Team</b>	<b>71</b>	<b>810</b>	<b>11.4</b>	<b>53t</b>	<b>7</b>
<b>Opponents</b>	<b>79</b>	<b>813</b>	<b>10.3</b>	<b>51</b>	<b>2</b>

INTERCEPTIONS	No.	Yds	Avg	Long	TD
S. Prater	1	34	34.0	34	0
C. Greenway	1	28	28.0	28	0
C. Munnerlyn	1	14	14.0	14	0
K. Coleman	1	1	1.0	1	0
J. Posey	1	0	0.0	0	0
<b>Team</b>	<b>5</b>	<b>77</b>	<b>15.4</b>	<b>34</b>	<b>0</b>
<b>Opponents</b>	<b>1</b>	<b>0</b>	<b>0</b>	<b>0</b>	<b>0</b>

PUNTING	No.	Yds	Avg	Net	TB	In20	Lg	B
J. Locke	16	702	43.9	38.3	4	4	54	0
<b>Team</b>	<b>16</b>	<b>702</b>	<b>43.9</b>	<b>38.3</b>	<b>4</b>	<b>4</b>	<b>54</b>	<b>0</b>
<b>Opponents</b>	<b>20</b>	<b>930</b>	<b>46.5</b>	<b>37.3</b>	<b>1</b>	<b>7</b>	<b>62</b>	<b>0</b>

PUNT RETURNS	Ret	FC	Yds	Avg	Long	TD
M. Sherels	6	0	38	6.3	32	0
A. Thielen	5	1	127	25.4	75	0
<b>Team</b>	<b>11</b>	<b>1</b>	<b>165</b>	<b>15</b>	<b>75</b>	<b>0</b>
<b>Opponents</b>	<b>7</b>	<b>4</b>	<b>10</b>	<b>1.4</b>	<b>7</b>	<b>0</b>

Kickoff Returns	No.	Yds	Avg	Long	TD
J. McKinnon	5	112	22.4	31	0
J. Banyard	2	59	29.5	44	0
<b>Team</b>	<b>7</b>	<b>171</b>	<b>24.4</b>	<b>44</b>	<b>0</b>
<b>Opponents</b>	<b>8</b>	<b>167</b>	<b>20.9</b>	<b>28</b>	<b>0</b>

FIELD GOALS	1-19	20-29	30-39	40-49	50+
B. Walsh	0/0	4/4	5/5	2/2	0/2
<b>Team</b>	<b>0/0</b>	<b>4/4</b>	<b>5/5</b>	<b>2/2</b>	<b>0/2</b>
<b>Opponents</b>	<b>0/0</b>	<b>2/2</b>	<b>0/1</b>	<b>0/1</b>	<b>0/0</b>

Fumbles Lost: 0

Opponent Fumble Recoveries: C. Wootton 1 Total: 1

Walsh: (30G,53WR) (21G,51LU,34G,21G)(41G,32G,28G)(45G,22G,35G,30G)  
Opponent: (44B)(0)(21G)(32L,29G)

PASSING	Att	Cmp	Yds	Cmp%	Yds/Att	TD	TD%	Int	Int%	Long	Sack	Rating
M. Cassel	39	26	367	66.7%	9.4	2	5.1%	1	2.6%	53t	4/22	103.3
T. Bridgewater	49	30	283	61.2%	5.8	5	10.2%	0	0.0%	37	3/24	111.2
C. Ponder	22	15	160	68.2%	7.3	0	0.0%	0	0.0%	19	5/28	89.2
<b>Team</b>	<b>110</b>	<b>71</b>	<b>810</b>	<b>64.5%</b>	<b>7.4</b>	<b>7</b>	<b>6.4%</b>	<b>1</b>	<b>0.9%</b>	<b>53t</b>	<b>12/74</b>	<b>104.0</b>
<b>Opponents</b>	<b>133</b>	<b>79</b>	<b>813</b>	<b>59.4%</b>	<b>6.1</b>	<b>2</b>	<b>1.5%</b>	<b>5</b>	<b>3.8%</b>	<b>51</b>	<b>11/68</b>	<b>66.4</b>

# VIKINGS 2014 PRESEASON STATISTICS



	TKL	AST	COMB	SACK	TFL	QBH	INT	PD	FF	FR
A. Cole	14	5	19	0	1.0	0	0	0	0	0
M. Sherels	12	1	13	0	0	0	0	2	0	0
J. Brinkley	8	5	13	0.5	0	1	0	0	0	0
S. Stephen	6	6	12	0	0	0	0	0	0	0
L. Dean	7	2	9	0	0	1	0	0	0	0
A. Sendejo	7	1	8	0	0	0	0	0	0	1
C. Wootton	6	2	8	3.0	0	2	0	0	1	1
T. Johnson	2	6	8	2.5	1.0	5	0	0	0	0
H. Smith	6	1	7	0	0	0	0	0	0	0
K. Coleman	5	2	7	0	0	0	1	1	0	0
S. Prater	5	2	7	1.0	1.0	1	1	2	0	0
J. Price	3	4	7	0	0	0	0	0	0	0
C. Greenway	4	2	6	0	0	0	1	1	0	0
A. Exum	4	2	6	0	0	0	0	0	0	0
G. Hodges	2	4	6	0	1.0	0	0	0	0	0
K. James	5	0	5	0	0	0	0	0	0	0
D. Cox	4	1	5	0	0	0	0	1	0	0
C. Munnerylyn	3	2	5	0	0	0	1	1	0	0
A. Barr	3	2	5	1.5	0	1	0	0	1	0
B. Robison	3	2	5	0.5	1.0	1	0	0	0	0
M. Zimmer	3	2	5	0	0	0	0	1	0	0
X. Rhodes	4	0	4	0	0	0	0	2	0	0
M. Mauti	3	1	4	0	0	0	0	0	0	0
E. Griffen	3	1	4	0.5	1.0	4	0	0	0	0
J. Sanford	3	0	3	0	0	0	0	0	0	0
F. Evans	3	0	3	0	1.0	0	0	0	0	0
J. Posey	3	0	3	0	0	0	1	2	0	0
J. Robinson	2	1	3	0	0	0	0	0	0	0
J. Jackson	2	1	3	0	0	0	0	0	0	0
S. Crichton	0	3	3	0	0	0	0	0	0	0
TEAM	2	0	2	0	1.0	0	0	0	0	0
B. Watts	1	1	2	0	0	0	0	0	0	0
R. Blanton	1	1	2	0	0	0	0	0	0	0
C. Baker	1	1	2	0	0	0	0	0	0	0
J. Trattou	1	1	2	1.5	1.0	4	0	0	0	0
S. Floyd	0	2	2	0	0	0	0	0	0	0
R. Steeples	1	0	1	0	0	0	0	0	0	0
C. Crocker	1	0	1	0	0	0	0	0	0	0
B. Watts	0	1	1	0	0	0	0	0	0	0
I. Faciane	0	0	0	0	0	0	0	1	0	0
<b>TOTALS</b>	<b>143</b>	<b>68</b>	<b>211</b>	<b>11.0</b>	<b>9.0</b>	<b>20</b>	<b>5</b>	<b>14</b>	<b>2</b>	<b>2</b>

## SACKS

	SACKS
C. Wootton	3.0
T. Johnson	2.5
A. Barr	1.5
J. Trattou	1.5
S. Prater	1.0
J. Brinkley	0.5
E. Griffen	0.5
B. Robison	0.5
<b>TOTALS</b>	<b>11.0</b>

## TACKLES FOR LOSS

	TFL
A. Cole	1.0
F. Evans	1.0
E. Griffen	1.0
G. Hodges	1.0
T. Johnson	1.0
J. Trattou	1.0
S. Prater	1.0
B. Robison	1.0
TEAM	1.0
<b>TOTALS</b>	<b>9.0</b>

## QUARTERBACK HURRIES

	QBH
T. Johnson	5
J. Trattou	4
E. Griffen	4
C. Wootton	2
A. Barr	1
J. Brinkley	1
L. Dean	1
S. Prater	1
B. Robison	1
<b>TOTALS</b>	<b>20</b>

## PASSES DEFENSED

	PD
J. Posey	2
S. Prater	2
X. Rhodes	2
M. Sherels	2
K. Coleman	1
D. Cox	1
I. Faciane	1
C. Greenway	1
C. Munnerylyn	1
M. Zimmer	1
<b>TOTALS</b>	<b>14</b>

## SPECIAL TEAMS

	SOLO	AST	TOT	FF	FR	BL
M. Raymond	2	0	2	0	0	0
R. Steeples	2	0	2	0	0	0
L. Dean	1	1	2	0	0	0
S. Prater	1	1	2	0	0	0
J. Brinkley	1	0	1	0	0	0
A. Cole	1	0	1	0	0	0
K. Coleman	1	0	1	0	0	0
J. Felton	1	0	1	0	0	0
Z. Line	1	0	1	0	0	0
A. Thielen	1	0	1	0	0	0
S. Crichton	0	1	1	0	0	0
G. Hodges	0	1	1	0	0	1
J. Sanford	0	1	1	0	0	0
A. Sendejo	0	1	1	0	1	0
<b>TOTALS</b>	<b>12</b>	<b>6</b>	<b>18</b>	<b>0</b>	<b>1</b>	<b>1</b>

# VIKINGS 2014 ALPHABETICAL ROSTER



UPDATED: SEPTEMBER 1, 2014

NO.	NAME	POS	HT	WT	AGE	BIRTHDATE	EXP	COLLEGE	HS HOMETOWN	ACQUIRED
44	ASIATA, MATT	RB	6-0	234	27	7/24/87	3	UTAH	SANTA ANA, CA	FA '12
55	BARR, ANTHONY	LB	6-5	255	22	3/18/92	R	UCLA	SAN PEDRO, CA	D1A '14
61	BERGER, JOE	C	6-5	305	32	5/25/82	10	MICHIGAN TECH	NEWAYGO, MI	FA '11
36	BLANTON, ROBERT	S	6-1	200	24	9/7/89	3	NOTRE DAME	MATTHEWS, N.C.	D5 '12
5	BRIDGEWATER, TEDDY	QB	6-2	210	21	11/10/92	R	LOUISVILLE	MIAMI, FL	D1B '14
54	BRINKLEY, JASPER	LB	6-1	252	29	7/12/85	6	SOUTH CAROLINA	THOMSON, GA	FA '14
16	CASSEL, MATT	QB	6-4	228	32	5/17/82	10	SOUTHERN CALIFORNIA	CHATSWORTH, CA	FA '13
57	COLE, AUDIE	LB	6-5	239	25	6/1/89	3	NC STATE	MONROE, MI	D7A '12
95	CRICHTON, SCOTT	DE	6-3	273	22	10/30/91	R	OREGON STATE	TACOMA, WA	D3A '14
62	DUCASSE, VLADIMIR	G	6-5	325	26	10/15/87	5	MASSACHUSETTS	STAMFORD, CT	FA '14
85	ELLISON, RHETT	TE	6-5	250	25	10/3/88	3	SOUTHERN CALIFORNIA	PORTOLA VALLEY, CA	D4B '12
32	EXUM JR., ANTONE	S	6-0	219	23	2/27/91	R	VIRGINIA TECH	GLEN ALLEN, VA	D6A '14
42	FELTON, JEROME	FB	6-0	248	28	7/3/86	7	FURMAN	MADISONVILLE, TN	UFA '12
73	FLOYD, SHARRIF	DT	6-3	305	23	5/28/91	2	FLORIDA	PHILADELPHIA, PA	D1A '13
63	FUSCO, BRANDON	G	6-4	306	26	7/26/88	4	SLIPPERY ROCK	CRANBERRY TOWNSHIP, PA	D6C '11
87	GRAY, MARQUEIS	TE	6-4	242	24	11/7/89	2	MINNESOTA	INDIANAPOLIS, IN	W (CLE.) '14
52	GREENWAY, CHAD	LB	6-3	237	31	1/12/83	9	IOWA	MT. VERNON, SD	D1 '06
97	GRIFFEN, EVERSON	DE	6-3	273	26	12/22/87	5	SOUTHERN CALIFORNIA	AVONDALE, AZ	D4 '10
79	HARRIS, MIKE	T	6-5	318	25	12/5/88	3	UCLA	DUARTE, CA	W (SD) '14
50	HODGES, GERALD	LB	6-2	243	23	1/17/91	2	PENN STATE	PAULSBORO, N.J.	D4 '13
15	JENNINGS, GREG	WR	6-0	195	30	9/21/83	9	WESTERN MICHIGAN	KALAMAZOO, MI	UFA '13
74	JOHNSON, CHARLIE	G	6-4	305	30	5/2/84	9	OKLAHOMA STATE	SHERMAN, TX	UFA '11
92	JOHNSON, TOM	DT	6-3	288	30	8/30/84	4	SOUTHERN MISSISSIPPI	MOSS POINT, MS	FA '14
98	JOSEPH, LINVAL	DT	6-4	323	25	10/10/88	5	EAST CAROLINA	GAINESVILLE, FL	FA '14
75	KALIL, MATT	T	6-7	308	25	7/6/89	3	SOUTHERN CALIFORNIA	CORONA, CA	D1A '12
48	LINE, ZACH	FB	6-1	233	24	4/26/90	2	SMU	OXFORD, MI	UDFA '13
71	LOADHOLT, PHIL	T	6-8	343	28	1/21/86	6	OKLAHOMA	FOUNTAIN, CO	D2 '09
18	LOCKE, JEFF	P	6-0	203	24	9/27/89	2	UCLA	GLENDALE, AZ	D5 '13
46	LOEFFLER, CULLEN	LS	6-5	241	33	1/27/81	11	TEXAS	INGRAM, TX	UDFA '04
56	MAUTI, MICHAEL	LB	6-2	243	24	1/19/90	2	PENN STATE	MANDEVILLE, LA	D7A '13
31	MCKINNON, JERICK	RB	5-9	208	22	5/3/92	R	GEORGIA SOUTHERN	MARIETTA, GA	D3B '14
24	MUNNERLYN, CAPTAIN	CB	5-9	195	26	4/10/88	6	SOUTH CAROLINA	MOBILE, AL	FA '14
84	PATTERSON, CORDARRELLE	WR	6-2	220	23	3/17/91	2	TENNESSEE	ROCKHILL, S.C.	D1C '13
28	PETERSON, ADRIAN	RB	6-1	217	29	3/21/85	8	OKLAHOMA	PALESTINE, TX	D1 '07
7	PONDER, CHRISTIAN	QB	6-2	229	26	2/25/88	4	FLORIDA STATE	COLLETTYVILLE, TX	D1 '11
27	PRATER, SHAUN	CB	5-10	190	24	10/27/89	3	IOWA	OMAHA, NE	W (PHI.) '13
39	PRICE, JABARI	CB	5-11	200	22	8/31/92	R	NORTH CAROLINA	POMPANO BEACH, FL	D7C '14
29	RHODES, XAVIER	CB	6-1	210	24	6/19/90	2	FLORIDA STATE	MIAMI, FL	D1B '13
21	ROBINSON, JOSH	CB	5-10	199	23	1/8/91	3	CENTRAL FLORIDA	SUNRISE, FL	D3 '12
96	ROBISON, BRIAN	DE	6-3	259	31	4/27/83	8	TEXAS	SPLENDORA, TX	D4 '07
82	RUDOLPH, KYLE	TE	6-6	259	24	11/9/89	4	NOTRE DAME	CINCINNATI, OH	D2 '11
34	SENDEJO, ANDREW	S	6-1	200	26	9/9/87	4	RICE	SAN ANTONIO, TX	FA '11
35	SHERELS, MARCUS	CB	5-10	175	26	9/30/87	4	MINNESOTA	ROCHESTER, MN	FA '10
22	SMITH, HARRISON	S	6-2	214	25	2/2/89	3	NOTRE DAME	KNOXVILLE, TN	D1B '12
83	SMITH, RODNEY	WR	6-5	220	24	3/11/90	2	FLORIDA STATE	MIAMI, FL	UDFA '13
93	STEPHEN, SHAMAR	DT	6-5	310	23	2/25/91	R	CONNECTICUT	WESTBURY, NY	D7A '14
65	SULLIVAN, JOHN	C	6-4	301	29	8/8/85	7	NOTRE DAME	OLD GREENWICH, CT	D6A '08
19	THIELEN, ADAM	WR	6-2	195	24	8/22/90	1	MINN. STATE-MANKATO	DETROIT LAKES, MN	UDFA '13
3	WALSH, BLAIR	K	5-10	192	24	1/8/90	3	GEORGIA	BOCA RATON, FL	D6 '12
58	WATTS, BRANDON	LB	6-2	231	23	1/21/91	R	GEORGIA TECH	TENNILLE, GA	D7B '14
99	WOOTTON, COREY	DE	6-6	270	27	6/22/87	5	NORTHWESTERN	RUTHERFORD, NJ	FA '14
17	WRIGHT, JARIUS	WR	5-10	180	24	11/25/89	3	ARKANSAS	WARREN, AR	D4A '12
66	YANKEY, DAVID	G	6-6	315	22	1/18/92	R	STANFORD	ROSWELL, GA	D5 '14

## 2014 MINNESOTA VIKINGS COACHING STAFF

**Head Coach:** Mike Zimmer

**Coordinators:** George Edwards (Defensive Coordinator), Mike Priefer (Special Teams Coordinator), Norv Turner (Offensive Coordinator). **Assistants:** Robb Akey (Assistant Defensive Line), Jeff Davidson (Offensive Line), Ryan Ficken (Assistant Special Teams), Hank Fraley (Assistant Offensive Line), Jonathan Gannon (Assistant Defensive Backs), Jerry Gray (Defensive Backs), Jeff Howard (Defensive Assistant), Jeff Hurd (Assistant Strength & Conditioning Coach), Klint Kubiak (Assistant Wide Receivers), Joe Marciano (Special Teams Consultant), Evan Marcus (Strength & Conditioning Coach), Andre Patterson (Defensive Line), Drew Petzing (Coaching Assistant), Kevin Stefanski (Tight Ends), George Stewart (Wide Receivers), Scott Turner (Quarterbacks), Kirby Wilson (Running Backs), Adam Zimmer (Linebackers).

# VIKINGS 2014 NUMERICAL ROSTER



UPDATED: SEPTEMBER 2, 2013

NO.	NAME	POS	HT	WT	AGE	BIRTHDATE	EXP	COLLEGE	HS HOMETOWN	ACQUIRED
3	BLAIR WALSH	K	5-10	192	24	1/8/90	3	GEORGIA	BOCA RATON, FL	D6'12
5	TEDDY BRIDGEWATER	QB	6-2	210	21	11/10/92	R	LOUISVILLE	MIAMI, FL	D1B'14
7	CHRISTIAN PONDER	QB	6-2	229	26	2/25/88	4	FLORIDA STATE	COLLEYVILLE, TX	D1'11
15	GREG JENNINGS	WR	6-0	195	30	9/21/83	9	WESTERN MICHIGAN	KALAMAZOO, MI	UFA'13
16	MATT CASSEL	QB	6-4	228	32	5/17/82	10	SOUTHERN CALIFORNIA	CHATSWORTH, CA	FA'13
17	JARIUS WRIGHT	WR	5-10	180	24	11/25/89	3	ARKANSAS	WARREN, AR	D4A'12
18	JEFF LOCKE	P	6-0	203	24	9/27/89	2	UCLA	GLENDALE, AZ	D5'13
19	ADAM THIELEN	WR	6-2	195	24	8/22/90	1	MINN. STATE-MANKATO	DETROIT LAKES, MN	UDFA'13
21	JOSH ROBINSON	CB	5-10	199	23	1/8/91	3	CENTRAL FLORIDA	SUNRISE, FL	D3'12
22	HARRISON SMITH	S	6-2	214	25	2/2/89	3	NOTRE DAME	KNOXVILLE, TN	D1B'12
24	CAPTAIN MUNNRLYN	CB	5-9	195	26	4/10/88	6	SOUTH CAROLINA	MOBILE, AL	FA'14
27	SHAUN PRATER	CB	5-10	190	24	10/27/89	3	IOWA	OMAHA, NE	W (PHI.)'13
28	ADRIAN PETERSON	RB	6-1	217	29	3/21/85	8	OKLAHOMA	PALESTINE, TX	D1'07
29	XAVIER RHODES	CB	6-1	210	24	6/19/90	2	FLORIDA STATE	MIAMI, FL	D1B'13
31	JERICK MCKINNON	RB	5-9	208	22	5/3/92	R	GEORGIA SOUTHERN	MARIETTA, GA	D3B'14
32	ANTONE EXUM JR.	S	6-0	219	23	2/27/91	R	VIRGINIA TECH	GLEN ALLEN, VA	D6A'14
34	ANDREW SENDEJO	S	6-1	200	26	9/9/87	4	RICE	SAN ANTONIO, TX	FA'11
35	MARCUS SHERELS	CB	5-10	175	26	9/30/87	4	MINNESOTA	ROCHESTER, MN	FA'10
36	ROBERT BLANTON	S	6-1	200	24	9/7/89	3	NOTRE DAME	MATTHEWS, N.C.	D5'12
39	JABARI PRICE	CB	5-11	200	22	8/31/92	R	NORTH CAROLINA	POMPANO BEACH, FL	D7C'14
42	JEROME FELTON	FB	6-0	248	28	7/3/86	7	FURMAN	MADISONVILLE, TN	UFA'12
44	MATT ASIATA	RB	6-0	234	27	7/24/87	3	UTAH	SANTA ANA, CA	FA'12
46	CULLEN LOEFFLER	LS	6-5	241	33	1/27/81	11	TEXAS	INGRAM, TX	UDFA'04
48	ZACH LINE	FB	6-1	233	24	4/26/90	2	SMU	OXFORD, MI	UDFA'13
50	GERALD HODGES	LB	6-2	243	23	1/17/91	2	PENN STATE	PAULSBORO, N.J.	D4'13
52	CHAD GREENWAY	LB	6-3	237	31	1/12/83	9	IOWA	MT. VERNON, SD	D1'06
54	JASPER BRINKLEY	LB	6-1	252	29	7/12/85	6	SOUTH CAROLINA	THOMSON, GA	FA'14
55	ANTHONY BARR	LB	6-5	255	22	3/18/92	R	UCLA	SAN PEDRO, CA	D1A'14
56	MICHAEL MAUTI	LB	6-2	243	24	1/19/90	2	PENN STATE	MANDEVILLE, LA	D7A'13
57	AUDIE COLE	LB	6-5	239	25	6/1/89	3	NC STATE	MONROE, MI	D7A'12
58	BRANDON WATTS	LB	6-2	231	23	1/21/91	R	GEORGIA TECH	TENNILLE, GA	D7B'14
61	JOE BERGER	C	6-5	305	32	5/25/82	10	MICHIGAN TECH	NEWAYGO, MI	FA'11
62	VLADIMIR DUCASSE	G	6-5	325	26	10/15/87	5	MASSACHUSETTS	STAMFORD, CT	FA'14
63	BRANDON FUSCO	G	6-4	306	26	7/26/88	4	SLIPPERY ROCK	CRANBERRY TOWNSHIP, PA	D6C'11
65	JOHN SULLIVAN	C	6-4	301	29	8/8/85	7	NOTRE DAME	OLD GREENWICH, CT	D6A'08
66	DAVID YANKEY	G	6-6	315	22	1/18/92	R	STANFORD	ROSWELL, GA	D5'14
71	PHIL LOADHOLT	T	6-8	343	28	1/21/86	6	OKLAHOMA	FOUNTAIN, CO	D2'09
73	SHARRIF FLOYD	DT	6-3	305	23	5/28/91	2	FLORIDA	PHILADELPHIA, PA	D1A'13
74	CHARLIE JOHNSON	G	6-4	305	30	5/2/84	9	OKLAHOMA STATE	SHERMAN, TX	UFA'11
75	MATT KALIL	T	6-7	308	25	7/6/89	3	SOUTHERN CALIFORNIA	CORONA, CA	D1A'12
79	MIKE HARRIS	T	6-5	318	25	12/5/88	3	UCLA	DUARTE, CA	W (SD)'14
82	KYLE RUDOLPH	TE	6-6	259	24	11/9/89	4	NOTRE DAME	CINCINNATI, OH	D2'11
83	RODNEY SMITH	WR	6-5	220	24	3/11/90	2	FLORIDA STATE	MIAMI, FL	UDFA'13
84	CORDARRELLE PATTERSON	WR	6-2	220	23	3/17/91	2	TENNESSEE	ROCKHILL, S.C.	D1C'13
85	RHETT ELLISON	TE	6-5	250	25	10/3/88	3	SOUTHERN CALIFORNIA	PORTOLA VALLEY, CA	D4B'12
87	MARQUEIS GRAY	TE	6-4	242	24	11/7/89	2	MINNESOTA	INDIANAPOLIS, IN	W (CLE.)'14
92	TOM JOHNSON	DT	6-3	288	30	8/30/84	4	SOUTHERN MISSISSIPPI	MOSS POINT, MS	FA'14
93	SHAMAR STEPHEN	DT	6-5	310	23	2/25/91	R	CONNECTICUT	WESTBURY, NY	D7A'14
95	SCOTT CRICHTON	DE	6-3	273	22	10/30/91	R	OREGON STATE	TACOMA, WA	D3A'14
96	BRIAN ROBISON	DE	6-3	259	31	4/27/83	8	TEXAS	SPLENDORA, TX	D4'07
97	EVERSON GRIFFEN	DE	6-3	273	26	12/22/87	5	SOUTHERN CALIFORNIA	AVONDALE, AZ	D4'10
98	LINVAL JOSEPH	DT	6-4	323	25	10/10/88	5	EAST CAROLINA	GAINESVILLE, FL	FA'14
99	COREY WOOTTON	DE	6-6	270	27	6/22/87	5	NORTHWESTERN	RUTHERFORD, NJ	FA'14

## 2014 MINNESOTA VIKINGS COACHING STAFF

**Head Coach:** Mike Zimmer

**Coordinators:** George Edwards (Defensive Coordinator), Mike Priefer (Special Teams Coordinator), Norv Turner (Offensive Coordinator). **Assistants:** Robb Akey (Assistant Defensive Line), Jeff Davidson (Offensive Line), Ryan Ficken (Assistant Special Teams), Hank Fraley (Assistant Offensive Line), Jonathan Gannon (Assistant Defensive Backs), Jerry Gray (Defensive Backs), Jeff Howard (Defensive Assistant), Jeff Hurd (Assistant Strength & Conditioning Coach), Klint Kubiak (Assistant Wide Receivers), Joe Marciano (Special Teams Consultant), Evan Marcus (Strength & Conditioning Coach), Andre Patterson (Defensive Line), Drew Petzing (Coaching Assistant), Kevin Stefanski (Tight Ends), George Stewart (Wide Receivers), Scott Turner (Quarterbacks), Kirby Wilson (Running Backs), Adam Zimmer (Linebackers).

# VIKINGS 2014 ROSTER-BY-POSITION



UPDATED: SEPTEMBER 1, 2014

OFFENSE (25): NORV TURNER

**QUARTERBACKS (3): SCOTT TURNER**

NO.	NAME	POS	HT	WT	AGE	BIRTHDATE	EXP	COLLEGE	HOMETOWN	HOW ACQ
5	BRIDGEWATER, TEDDY	QB	6-2	210	21	11/10/92	R	LOUISVILLE	MIAMI, FL	D1B'14
16	CASSEL, MATT	QB	6-4	228	31	5/17/82	10	SOUTHERN CALIFORNIA	CHATSWORTH, CA	FA'13
7	PONDER, CHRISTIAN	QB	6-2	229	26	2/25/88	4	FLORIDA STATE	COLLEYVILLE, TX	D1'11

**RUNNING BACKS (5): KIRBY WILSON**

NO.	NAME	POS	HT	WT	AGE	BIRTHDATE	EXP	COLLEGE	HOMETOWN	HOW ACQ
44	ASIATA, MATT	RB	6-0	234	27	7/24/87	3	UTAH	SANTA ANA, CA	FA'12
42	FELTON, JEROME	FB	6-0	248	28	7/3/86	7	FURMAN	MADISONVILLE, TN	UFA'12
48	LINE, ZACH	FB	6-1	233	24	4/26/90	2	SMU	OXFORD, MI	UDFA'13
31	MCKINNON, JERICK	RB	5-9	208	22	5/3/92	R	GEORGIA SOUTHERN	MARIETTA, GA	D3B'14
28	PETERSON, ADRIAN	RB	6-1	217	29	3/21/85	8	OKLAHOMA	PALESTINE, TX	D1'07

**WIDE RECEIVERS (5): GEORGE STEWART/KLINT KUBIAK**

NO.	NAME	POS	HT	WT	AGE	BIRTHDATE	EXP	COLLEGE	HOMETOWN	HOW ACQ
15	JENNINGS, GREG	WR	6-0	195	30	9/21/83	9	WESTERN MICHIGAN	KALAMAZOO, MI	UFA'13
84	PATTERSON, CORDARRELLE	WR	6-2	220	23	3/17/91	2	TENNESSEE	ROCKHILL, S.C.	D1C'13
83	SMITH, RODNEY	WR	6-5	220	24	3/11/90	2	FLORIDA STATE	MIAMI, FL	UDFA'13
19	THIELEN, ADAM	WR	6-2	195	24	8/22/90	1	MINN. STATE-MANKATO	DETROIT LAKES, MN	UDFA'13
17	WRIGHT, JARIUS	WR	5-10	180	24	11/25/89	3	ARKANSAS	WARREN, AR	D4A'12

**TIGHT ENDS (3): KEVIN STEFANSKI**

NO.	NAME	POS	HT	WT	AGE	BIRTHDATE	EXP	COLLEGE	HOMETOWN	HOW ACQ
85	ELLISON, RHETT	TE	6-5	250	25	10/3/88	3	SOUTHERN CALIFORNIA	PORTOLA VALLEY, CA	D4B'12
87	GRAY, MARQUEIS	TE	6-4	242	24	11/7/89	2	MINNESOTA	INDIANAPOLIS, IN	W (CLE.)'14
82	RUDOLPH, KYLE	TE	6-6	259	24	11/9/89	4	NOTRE DAME	CINCINNATI, OH	D2'11

**OFFENSIVE LINE (9): JEFF DAVIDSON/HANK FRALEY**

NO.	NAME	POS	HT	WT	AGE	BIRTHDATE	EXP	COLLEGE	HOMETOWN	HOW ACQ
61	BERGER, JOE	C	6-5	305	32	5/25/82	10	MICHIGAN TECH	NEWAYGO, MI	FA'11
62	DUCASSE, VLADIMIR	G	6-5	325	26	10/15/87	5	MASSACHUSETTS	STAMFORD, CT	FA'14
63	FUSCO, BRANDON	G	6-4	306	26	7/26/88	4	SLIPPERY ROCK	CRANBERRY TOWNSHIP, PA	D6C'11
79	HARRIS, MIKE	T	6-5	318	25	12/5/88	3	UCLA	DUARTE, CA	W (SD)'14
74	JOHNSON, CHARLIE	G	6-4	305	30	5/2/84	9	OKLAHOMA STATE	SHERMAN, TX	UFA'11
75	KALIL, MATT	T	6-7	308	25	7/6/89	3	SOUTHERN CALIFORNIA	CORONA, CA	D1A'12
71	LOADHOLT, PHIL	T	6-8	343	28	1/21/86	6	OKLAHOMA	FOUNTAIN, CO	D2'09
65	SULLIVAN, JOHN	C	6-4	301	29	8/8/85	7	NOTRE DAME	OLD GREENWICH, CT	D6A'08
66	YANKEY, DAVID	G	6-6	315	22	1/18/92	R	STANFORD	ROSWELL, GA	D5'14

**DEFENSE (25): GEORGE EDWARDS**

**DEFENSIVE LINE (8): ANDRE PATTERSON/ROBB AKEY**

NO.	NAME	POS	HT	WT	AGE	BIRTHDATE	EXP	COLLEGE	HOMETOWN	HOW ACQ
95	CRICHTON, SCOTT	DE	6-3	273	22	10/30/91	R	OREGON STATE	TACOMA, WA	D3A'14
73	FLOYD, SHARRIF	DT	6-3	305	23	5/28/91	2	FLORIDA	PHILADELPHIA, PA	D1A'13
97	GRIFFEN, EVERSON	DE	6-3	273	26	12/22/87	5	SOUTHERN CALIFORNIA	AVONDALE, AZ	D4'10
92	JOHNSON, TOM	DT	6-3	288	30	8/30/84	4	SOUTHERN MISSISSIPPI	MOSS POINT, MS	FA'14
98	JOSEPH, LINVAL	DT	6-4	323	25	10/10/88	5	EAST CAROLINA	GAINESVILLE, FL	FA'14
96	ROBISON, BRIAN	DE	6-3	259	31	4/27/83	8	TEXAS	SPLENDORA, TX	D4'07
93	STEPHEN, SHAMAR	DT	6-5	310	23	2/25/91	R	CONNECTICUT	WESTBURY, NY	D7A'14
99	WOOTTON, COREY	DE	6-6	270	27	6/22/87	5	NORTHWESTERN	RUTHERFORD, NJ	FA'14

**LINEBACKERS (7): ADAM ZIMMER**

NO.	NAME	POS	HT	WT	AGE	BIRTHDATE	EXP	COLLEGE	HOMETOWN	HOW ACQ
55	BARR, ANTHONY	LB	6-5	255	22	3/18/92	R	UCLA	SAN PEDRO, CA	D1A'14
54	BRINKLEY, JASPER	LB	6-1	252	29	7/12/85	6	SOUTH CAROLINA	THOMSON, GA	FA'14
57	COLE, AUDIE	LB	6-5	239	25	6/1/89	3	NC STATE	MONROE, MI	D7A'12
52	GREENWAY, CHAD	LB	6-3	237	31	1/12/83	9	IOWA	MT. VERNON, SD	D1'06
50	HODGES, GERALD	LB	6-2	243	23	1/17/91	2	PENN STATE	PAULSBORO, N.J.	D4'13
56	MAUTI, MICHAEL	LB	6-2	243	24	1/19/90	2	PENN STATE	MANDEVILLE, LA	D7A'13
58	WATTS, BRANDON	LB	6-2	231	23	1/21/91	R	GEORGIA TECH	TENNILLE, GA	D7B'14

**DEFENSIVE BACKS (10): JERRY GRAY/JONATHAN GANNON**

NO.	NAME	POS	HT	WT	AGE	BIRTHDATE	EXP	COLLEGE	HOMETOWN	HOW ACQ
36	BLANTON, ROBERT	S	6-1	200	24	9/7/89	3	NOTRE DAME	MATTHEWS, N.C.	D5'12
32	EXUM JR., ANTONE	S	6-0	219	23	2/27/91	R	VIRGINIA TECH	GLEN ALLEN, VA	D6A'14
24	MUNNERLYN, CAPTAIN	CB	5-9	195	26	4/10/88	6	SOUTH CAROLINA	MOBILE, AL	FA'14
27	PRATER, SHAUN	CB	5-10	190	23	10/27/89	3	IOWA	OMAHA, NE	W (PHI.)'13
39	PRICE, JABARI	CB	5-11	200	22	8/31/92	R	NORTH CAROLINA	POMPANO BEACH, FL	D7C'14
29	RHODES, XAVIER	CB	6-1	210	24	6/19/90	2	FLORIDA STATE	MIAMI, FL	D1B'13
21	ROBINSON, JOSH	CB	5-10	199	23	1/8/91	3	CENTRAL FLORIDA	SUNRISE, FL	D3'12
34	SENDEJO, ANDREW	S	6-1	200	26	9/9/87	4	RICE	SAN ANTONIO, TX	FA'11
35	SHERELS, MARCUS	CB	5-10	175	26	9/30/87	4	MINNESOTA	ROCHESTER, MN	FA'10
22	SMITH, HARRISON	S	6-2	214	25	2/2/89	3	NOTRE DAME	KNOXVILLE, TN	D1B'12

**SPECIAL TEAMS (3): MIKE PRIEFER**

**SPECIALISTS (3): MIKE PRIEFER/RYAN FICKEN/JOE MARCIANO**

NO.	NAME	POS	HT	WT	AGE	BIRTHDATE	EXP	COLLEGE	HOMETOWN	HOW ACQ
18	LOCKE, JEFF	P	6-0	203	24	9/27/89	2	UCLA	GLENDALE, AZ	D5'13
46	LOEFFLER, CULLEN	LS	6-5	241	33	1/27/81	11	TEXAS	INGRAM, TX	UDFA'04
3	WALSH, BLAIR	K	5-10	192	24	1/8/90	3	GEORGIA	BOCA RATON, FL	D6'12

ACTIVE ROSTER TOTAL - 53

# VIKINGS 2014 ROSTER BY EXPERIENCE



Updated: September 1, 2014

## 11TH YEAR (1)

Cullen Loeffler

## 10TH YEAR (2)

Joe Berger  
Matt Cassel

## 9th YEAR (3)

Greg Jennings  
Chad Greenway  
Charlie Johnson

## 8th YEAR (2)

Adrian Peterson  
Brian Robison

## 7th YEAR (2)

Jerome Felton  
John Sullivan

## 6TH YEAR (3)

Captain Munneryn  
Jasper Brinkley  
Phil Loadholt

## 5TH YEAR (4)

Vladimir Ducasse  
Everson Griffen  
Linval Joseph  
Corey Wootton

## 4TH YEAR (6)

Christian Ponder  
Andrew Sendejo  
Marcus Sherels  
Brandon Fusco  
Kyle Rudolph  
Tom Johnson

## 3RD YEAR (11)

Blair Walsh  
Jarius Wright  
Josh Robinson  
Harrison Smith  
Shaun Prater  
Robert Blanton  
Matt Asiata  
Audie Cole  
Matt Kalil  
Rhett Ellison  
Mike Harris

## 2ND YEAR (9)

Jeff Locke  
Xavier Rhodes  
Gerald Hodges  
Zach Line  
Michael Mauti  
Sharrif Floyd  
Rodney Smith  
Cordarrelle Patterson  
MarQueis Gray

## 1ST YEAR (1)

Adam Thielen

## ROOKIES (9)

Teddy Bridgewater  
Jerick McKinnon  
Antone Exum, Jr.  
Jabari Price  
Anthony Barr  
Brandon Watts  
David Yankey  
Shamar Stephen  
Scott Crichton

**Active Roster Total - 53**

# VIKINGS 2014 ROSTER BY DRAFT ROUND

[Overall Selection In Brackets]

## 1ST ROUND (10)

[4] Matt Kalil (12), [7] Adrian Peterson (07), [9] Anthony Barr (14), [12] Christian Ponder (11), [17] Chad Greenway (06), [25] Sharrif Floyd (13), [27] Xavier Rhodes (13), [29] Harrison Smith (12), [29] Cordarrelle Patterson (13), [32] Teddy Bridgewater (14).

## 2ND ROUND (5)

[43] Kyle Rudolph (11), [46] Linval Joseph (10-NYG), [52] Greg Jennings (06-GB), [54] Phil Loadholt (09), [61] Vladimir Ducasse (10-NYJ).

## 3RD ROUND (3)

[66] Josh Robinson (12), [72] Scott Crichton (14), [96] Jerick McKinnon (14)

## 4TH ROUND (6)

[100] Everson Griffen (10), [102] Brian Robison (07), [109] Corey Wootton (10-CHI) [118] Jarius Wright (12), [120] Gerald Hodges (13), [128] Rhett Ellison (12), [135].

## 5TH ROUND (6)

[139] Robert Blanton (12), [145] David Yankey (14), [146] Jerome Felton (08-DET), [150] Jasper Brinkley (09), [155] Jeff Locke (13), [156] Shaun Prater (12-PHI).

## 6TH ROUND (6)

[172] Brandon Fusco (11), [175] Blair Walsh (12), [182] Antone Exum, Jr. (14), [187] John Sullivan (08), [199] Charlie Johnson (06-IND), [207] Joe Berger (05-CAR).

## 7TH ROUND (7)

[210] Audie Cole (12), [213] Michael Mauti (13), [216] Captain Munneryn (09-CAR), [220] Shamar Stephen (14), [223] Brandon Watts (14), [230] Matt Cassel (05-NE), [231], [255] Jabari Price (14).

## UNDRAFTED (10)

Cullen Loeffler (04), Tom Johnson (06-IND), Andrew Sendejo (10-DAL), Marcus Sherels (10), Matt Asiata (11), Mike Harris (12-SD), MarQueis Gray (13-SF), Zach Line (13), Adam Thielen (13), Rodney Smith (13).

**Active Roster Total - 53**

# VIKINGS 2014 UNOFFICIAL DEPTH CHART



## OFFENSE

<b>WR:</b>	84	Cordarrelle Patterson	19	Adam Thielen	83	Rodney Smith
<b>LT:</b>	75	Matt Kalil				
<b>LG:</b>	74	Charlie Johnson	66	<u>David Yankey</u>		
<b>C:</b>	65	John Sullivan	61	Joe Berger		
<b>RG:</b>	63	Brandon Fusco	62	Vladimir Ducasse		
<b>RT:</b>	71	Phil Loadholt	79	Mike Harris		
<b>TE:</b>	82	Kyle Rudolph	85	Rhett Ellison	87	MarQueis Gray
<b>WR:</b>	15	Greg Jennings	17	Jarius Wright		
<b>QB:</b>	16	Matt Cassel	5	<u>Teddy Bridgewater</u>	7	Christian Ponder
<b>FB:</b>	42	Jerome Felton	48	Zach Line		
<b>HB:</b>	28	Adrian Peterson	44	Matt Asiata	31	<u>Jerick McKinnon</u>

## DEFENSE

<b>LE:</b>	96	Brian Robison	99	Corey Wootton		
<b>DT:</b>	73	Sharrif Floyd	92	Tom Johnson		
<b>NT:</b>	98	Linval Joseph	93	<u>Shamar Stephen</u>		
<b>RE:</b>	97	Everson Griffen	95	<u>Scott Crichton</u>		
<b>WLB:</b>	52	Chad Greenway	58	<u>Brandon Watts</u>	56	Michael Mauti
<b>MLB:</b>	54	Jasper Brinkley	57	Audie Cole		
<b>SLB:</b>	55	<u>Anthony Barr</u>	50	Gerald Hodges		
<b>LCB:</b>	24	Captain Munnerlyn	21	Josh Robinson		
<b>RCB:</b>	29	Xavier Rhodes	39	<u>Jabari Price</u>	27	Shaun Prater
<b>SS:</b>	36	Robert Blanton	32	<u>Antone Exum Jr.</u>		
<b>FS:</b>	22	Harrison Smith	34	Andrew Sendejo		
						35 Marcus Sherels

## SPECIALISTS

<b>P:</b>	12	Jeff Locke		
<b>K:</b>	3	Blair Walsh		
<b>LS:</b>	46	Cullen Loeffler		
<b>H:</b>	12	Jeff Locke		
<b>KR:</b>	84	Cordarrelle Patterson	35	Marcus Sherels
<b>PR:</b>	35	Marcus Sherels	17	Jarius Wright

## PRONUNCIATION GUIDE

Matt Asiata.....	ah-SEE-ah-ta
Joe Berger.....	BUR-jur
Audie Cole.....	ODD-ee
Scott Crichton.....	CRY-ton
Vladimir Ducasse.....	doo-CAAS
Antone Exum Jr.....	Ann-TONE
Brandon Fusco.....	FUSS-co
MaQueis Gray.....	mar-KWEES
Linval Joseph.....	lin-VALL
Matt Kalil.....	kuh-LIL
Cullen Loeffler.....	LEFF-ler
Michael Mauti.....	MAW-tee
Cordarrelle Patterson.....	core-DARE-ul
Shaun Prater.....	PRAY-ter
Brian Robison.....	ROB-ah-sin
Andrew Sendejo.....	sin-DAY-ho
Shamar Stephen.....	STEF-an
Marcus Sherels.....	SHARE-els
Corey Wootton.....	WOOT-in
David Yankey.....	yankee

## COACHES

Robb Akey.....	a-KEY
Klint Kubiak.....	Koo-BEE-ack
Mike Priefer.....	PREE-fer



# HOW THE 2014 VIKINGS WERE BUILT



YEAR	DRAFT	TRADES	FREE AGENCY/WAIVERS
2004			LS Cullen Loeffler
2006	LB Chad Greenway (1)		
2007	RB Adrian Peterson (1)		
	DE Brian Robison (4)		
2008	C John Sullivan (6)		
2009	T Phil Loadholt (2)		
2010	DE Everson Griffen (4)		CB Marcus Sherels*
2011	QB Christian Ponder (1)		FB Matt Asiata*
	TE Kyle Rudolph (2)		C Joe Berger**
	C Brandon Fusco (6)		T Charlie Johnson**
			S Andrew Sendejo**
2012	T Matt Kalil (1)		FB Jerome Felton**
	S Harrison Smith (1)		WR Jerome Simpson**
	CB Josh Robinson (3)		
	WR Jarius Wright (4)		
	FB Rhett Ellison (4)		
	CB Robert Blanton (5)		
	K Blair Walsh (6)		
	LB Audie Cole (7)		
2013	LB Sharrif Floyd (1)		QB Matt Cassel**
	CB Xavier Rhodes (1)		WR Greg Jennings**
	WR Cordarrelle Patterson (1)		FB Zach Line*
	LB Gerald Hodges (4)		CB Shaun Prater**
	P Jeff Locke (5)		WR Rodney Smith*
	G Jeff Baca (6)		WR Adam Thielen*
	LB Michael Mauti (7)		
2014	LB Anthony Barr (1)		LB Jasper Brinkley**
	QB Teddy Bridgewater (1)		G Vladimir Ducasse**
	DE Scott Crichton (3)		TE MarQueis Gray**
	RB Jerick McKinnon (3)		T Mike Harris**
	G David Yankey (5)		DT Tom Johnson**
	S Antone Exum (6)		DT Linval Joseph**
	DT Shamar Stephen (7)		CB Captain Munnerlyn**
	LB Brandon Watts (7)		DE Corey Wootton**
	CB Jabari Price (7)		

\* Rookie free agent prior to joining Vikings

\*\* NFL veteran or had been in other NFL camps prior to joining Vikings

# VIKINGS 2014 ROSTER MOVES



DATE	POS	PLAYER	TRANSACTION	DATE	POS	PLAYER	TRANSACTION
September 1	CB	GREENWOOD, Chris	Signed to Practice Squad	May 20	DT	STEPHEN, Shamar	Signed
August 31	RB	BANYARD, Joe	Signed to Practice Squad	May 20	QB	BRIDGEWATER, Teddy	Signed
August 31	WR	COLTER, Kain	Signed to Practice Squad	May 19	LB	ZIMMER, Mike	Signed as Free Agent
August 31	DT	FACIANE, Isama	Signed to Practice Squad	May 19	LB	DeCICCO, Dom	Signed as Free Agent
August 31	TE	FORD, Chase	Signed to Practice Squad	May 19	G	BOFELLI, Conor	Released
August 31	WR	FOSTER, Donte	Signed to Practice Squad	May 19	QB	PARTRIDGE, Travis	Released
August 31	CB	JAMES, Kendall	Signed to Practice Squad	May 16	G	SAMUDA, Josh	Placed on Injured Reserve
August 31	C	KERIN, Zac	Signed to Practice Squad	May 16	CB	JAMES, Kendall	Signed
August 31	T	REMMERS, Mike	Signed to Practice Squad	May 16	CB	PRICE, Jabari	Signed
August 31	DE	TRATTOU, Justin	Signed to Practice Squad	May 16	G	YANKEY, David	Signed
August 31	T	HARRIS, Mike	Claimed via Waivers (SD)	May 16	G	WENTWORTH, Austin	Signed as UDFA
August 31	TE	GRAY, MarQueis	Claimed via Waivers (Clev)	May 13	WR	COLTER, Kain	Signed as UDFA
August 31	T	WENTWORTH, Austin	Released	May 13	G	BOFELLI, Conor	Signed as UDFA
August 31	LB	DEAN, Larry	Released	May 13	T	BURTON, Pierce	Signed as UDFA
August 30	T	RICHARDSON, Antonio	Placed on Injured Reserve	May 13	DE	COX, Rakim	Signed as UDFA
August 30	S	SANFORD, Jamarca	Placed on Injured Reserve	May 13	DT	FACIANE, Isama	Signed as UDFA
August 30	G	BACA, Jeff	Released	May 13	WR	FOSTER, Donte	Signed as UDFA
August 30	DT	BAKER, Chase	Released	May 13	T	HALL, Matt	Signed as UDFA
August 30	RB	BANYARD, Joe	Released	May 13	C	KERIN, Zac	Signed as UDFA
August 30	S	COLEMAN, Kurt	Released	May 13	TE	LEONARD, AC	Signed as UDFA
August 30	WR	COLTER, Kain	Released	May 13	WR	LORA, Erik	Signed as UDFA
August 30	S	CROCKER, Chris	Released	May 13	QB	PARTRIDGE, Travis	Signed as UDFA
August 30	DT	EVANS, Fred	Released	May 13	T	RICHARDSON, Antonio	Signed as UDFA
August 30	DT	FACIANE, Isama	Released	May 13	DE	SCOTT, Tyler	Signed as UDFA
August 30	TE	FORD, Chase	Released	May 13	DE	SNYDER, Jake	Signed as UDFA
August 30	WR	FOSTER, Donte	Released	May 13	RB	WILLIAMS, Dominique	Signed as UDFA
August 30	LB	JACKSON, Justin	Released	May 13	RB	RANDLE, Bradley	Released
August 30	CB	JAMES, Kendall	Released	May 13	LB	MANNING, Terrell	Released
August 30	C	KERIN, Zac	Released	May 13	G	SAMUDA, Josh	Released
August 30	CB	POSEY, Julian	Released	May 13	LB	LAWRENCE, Simoni	Released
August 30	TE	REISNER, Allen	Released	April 17	S	COLEMAN, Kurt	Signed as Free Agent
August 30	T	REMMERS, Mike	Released	April 15	LB	MANNING, Terrell	Claimed via Waivers (SD)
August 30	DE	TRATTOU, Justin	Released	April 15	TE	REISNER, Allen	Signed as Free Agent
August 30	RB	WILLIAMS, Dominique	Released	April 8	WR	JEAN, Lestar	Signed as Free Agent
August 30	LB	ZIMMER, Mike	Released	March 27	G	DUCASSE, Vladimir	Signed as Free Agent
August 29	WR	SIMPSON, Jerome	Suspended 3 Games August 26	March 21	DE	WOOTTON, Corey	Signed as Free Agent
August 26	S	RAYMOND, Mistral	Placed on Injured Reserve	March 20	DT	JOHNSON, Tom	Signed as Free Agent
August 25	TE	HIGGINS, Mike	Released	March 19	G	JOHNSON, Charlie	Re-signed
August 25	S	BISHOP, Brandan	Released	March 19	DT	EVANS, Fred	Re-signed
August 25	T	BURTON, Pierce	Released	March 14	CB	COX, Derek	Signed as Free Agent
August 25	CB	COX, Derek	Released	March 14	WR	SIMPSON, Jerome	Re-signed
August 25	WR	CRUSE, Andy	Released	March 13	CB	MUNNERLYN, Captain	Signed as Free Agent
August 25	WR	JORDEN, Kamar	Released	March 12	LB	BRINKLEY, Jasper	Signed as Free Agent
August 25	WR	LORA, Erik	Released	March 12	DT	JOSEPH, Linval	Signed as Free Agent
August 25	T	MURPHY, Kevin	Released	March 12	OL	BERGER, Joe	Re-signed
August 25	DT	RANDALL, Kheeston	Released	March 11	DE	GRIFFEN, Everson	Re-signed
August 25	DE	SCOTT, Tyler	Released	March 11	QB	CASSEL, Matt	Re-signed
August 25	DE	SNYDER, Jake	Released	March 10	LB	DEAN, Larry	Re-signed
August 25	TE	SPERRY, Kory	Released	March 7	CB	SHERELS, Marcus	Re-signed
August 25	CB	STEEPLES, Robert	Released	March 6	WR	CHILDS, Greg	Released
August 25	WR	WALKER, Ty	Released	March 6	DT	GUION, Letroy	Released
August 25	TE	FORD, Chase	Activated from PUP to Active	March 5	TE	CARLSON, John	Released
Roster				February 11	LB	LAWRENCE, Simoni	Signed as Free Agent
August 25	S	RAYMOND, Mistral	Waived - Injured	February 7	QB	CASSEL, Matt	Voided Final Year on Contract
August 19	LB	DeCICCO, Dom	Placed on Injured Reserve	February 7	LB	HENDERSON, Erin	Released
August 18	LB	JACKSON, Justin	Claimed via Waivers (Detroit)	January 22	DT	RANDALL, Kheeston	Reserve/Future Free Agent Signing
August 18	LB	DeCICCO, Dom	Waived - Injured	January 3	G	SAMUDA, Josh	Reserve/Future Free Agent Signing
August 10	TE	SPERRY, Kory	Signed as Free Agent	January 3	WR	JORDEN, Kamar	Reserve/Future Free Agent Signing
August 6	TE	LEONARD, AC	Waived	December 30	S	BISHOP, Brandan	Reserve/Future Free Agent Signing
August 5	WR	JEAN, Lestar	Waived	December 30	CB	EDWARDS, Kip	Reserve/Future Free Agent Signing
August 4	S	CROCKER, Chris	Signed as Free Agent	December 30	T	MURPHY, Kevin	Reserve/Future Free Agent Signing
August 4	DE	COX, Rakim	Waived	December 30	DE	NEALY, Spencer	Reserve/Future Free Agent Signing
August 4	S	SENDEJO, Andrew	Activated from PUP to Active	December 30	RB	RANDLE, Bradley	Reserve/Future Free Agent Signing
Roster				December 30	WR	THIELEN, Adam	Reserve/Future Free Agent Signing
July 30	CB	MUNNERLYN, Captain	Activated from PUP to Active				
Roster							
July 25	S	SENDEJO, Andrew	Placed on PUP				
July 25	TE	FORD, Chase	Placed on PUP				
July 25	CB	MUNNERLYN, Captain	Placed on PUP				
July 25	WR	WALKER, Ty	Signed as Free Agent				
July 25	WR	CRUSE, Andy	Signed as Free Agent				
July 25	WR	COOPER, Josh	Waived				
July 25	T	HALL, Matt	Waived				
July 23	TE	HIGGINS, Mike	Signed as Free Agent				
July 23	DE	NEALY, Spencer	Waived				
June 13	WR	COOPER, Josh	Signed as Free Agent				
June 12	WR	JEAN, Lestar	Placed on Injured Reserve				
June 2	CB	POSEY, Julian	Claimed via Waivers (Cleveland)				
June 2	CB	EDWARDS, Kip	Waived				
May 22	DE	CRICHTON, Scott	Signed				
May 21	LB	BARR, Anthony	Signed				
May 21	S	EXUM Jr., Antone	Signed				
May 20	LB	WATTS, Brandon	Signed				

# VIKINGS 2014 PRESEASON PARTICIPATION



Date Opponent	8/8	8/16	8/23	8/28	2014 Preseason		
	OAK	AZ	@ KC	@ TEN	GP	GS	DNP
Asiata, Matt	S	S	S	DNP		3	1
Baca, Jeff	P	P	P	P	4		
Baker, Chase	P	P	P	P	4		
Banyard, Joe	P	P	P	P	4		
Barr, Anthony	S	S	S	DNP		3	1
Berger, Joe	P	P	P	S	3	1	
Bishop, Brandon	P	P	P	N	3		
Blanton, Robert	DNP	DNP	P	S	1	1	2
Bridgewater, Teddy	P	P	P	S	3	1	
Brinkley, Jasper	S	S	P	S	1	3	
Burton, Pierce	P	DNP	DNP	N	1		2
Cassel, Matt	S	S	S	DNP		3	1
Cole, Audie	P	P	P	S	3	1	
Coleman, Kurt	S	P	P	S	2	2	
Colter, Kain	P	P	DNP	P	3		1
Cox, Derek	P	P	P	N	3		
Crichton, Scott	P	P	P	S	3	1	
Crocker, Chris	DNP	S	S	DNP		2	2
Cruse, Andy	P	P	P	N	3		
Dean, Larry	P	P	P	P	4		
DeCicco, Dom	P	DNP	IR	IR	1		1
Ducasse, Vladimir	P	P	P	S	3	1	
Ellison, Rhett	S	S	P	S	1	3	
Evans, Fred	P	S	P	S	2	2	
Exum Jr., Antone	P	P	P	P	4		
Faciane, Isame	P	P	P	P	4		
Felton, Jerome	P	P	S	DNP	2	1	1
Floyd, Sharrif	S	S	S	DNP		3	1
Ford, Chase	PUP-A	PUP-A	PUP-A	DNP			4
Foster, Donte	P	DNP	DNP	P	2		2
Fusco, Brandon	S	S	S	DNP		3	1
Greenway, Chad	S	S	S	DNP		3	1
Griffen, Everson	S	S	S	DNP		3	1
Higgins, Mike	P	P	P	N	3		
Hodges, Gerald	P	P	DNP	DNP	2		2
Jackson, Justin	N	N	P	P	2		
James, Kendall	P	P	P	P	4		
Jennings, Greg	S	S	P	DNP	1	2	1
Johnson, Charlie	S	S	S	DNP		3	1
Johnson, Tom	P	P	P	S	3	1	
Jorden, Kamar	P	DNP	DNP	N	1		2
Joseph, Linval	S	DNP	DNP	DNP		1	3
Kalil, Matt	S	S	S	DNP		3	1
Kerin, Zac	P	DNP	DNP	P	2		2
Line, Zach	P	P	P	P	4		
Loadholt, Phil	S	S	S	DNP		3	1
Locke, Jeff	P	P	P	P	4		
Loeffler, Cullen	P	P	P	P	4		
Lora, Erik	P	DNP	P	N	2		1
Mauti, Michael	P	P	P	DNP	3		1
McKinnon, Jerick	P	P	P	S	3	1	
Munnerlyn, Captain	S	S	S	DNP		3	1
Murphy, Kevin	P	DNP	DNP	N	1		2
Patterson, Cordarrelle	S	S	S	DNP		3	1
Peterson, Adrian	DNP	DNP	DNP	DNP			4
Ponder, Christian	P	DNP	DNP	P	2		2
Posey, Julian	P	P	P	P	4		
Prater, Shaun	P	P	P	P	4		
Price, Jabari	P	P	DNP	DNP	2		2
Randall, Kheeston	P	DNP	DNP	N	1		2
Raymond, Mistral	P	P	P	IR	3		
Reisner, Allen	P	P	P	S	3	1	
Remmers, Mike	P	P	P	P	4		
Rhodes, Xavier	S	S	S	DNP		3	1
Richardson, Antonio	P	P	P	S	3	1	
Robinson, Josh	DNP	DNP	S	S	2	2	
Robison, Brian	S	S	S	DNP		3	1
Rudolph, Kyle	S	S	S	DNP		3	1
Samuda, Josh	IR	IR	IR	IR			
Sanford, Jamarca	DNP	P	P	DNP	2		2
Scott, Tyler	P	P	P	N	3		
Sendejo, Andrew	DNP	P	P	P	3		1
Sherels, Marcus	DNP	P	P	S	2	1	1
Simpson, Jerome	P	P	P	S	3	1	
Smith, Harrison	S	S	S	DNP		3	1
Smith, Rodney	P	P	P	DNP	3		1
Snyder, Jake	P	P	P	N	3		
Sperry, Kory	N	P	P	N	2		
Steeple, Robert	P	P	P	N	3		
Stephen, Shamar	P	P	S	P	3	1	
Sullivan, John	S	S	S	DNP		3	1
Thielen, Adam	P	P	P	S	3	1	
Trattou, Justin	P	P	P	P	4		
Walker, Ty	DNP	DNP	DNP	N			3
Walsh, Blair	P	P	P	P	4		
Watts, Brandon	P	P	DNP	DNP	2		2
Wentworth, Austin	P	P	P	S	3	1	
Williams, Dominique	P	P	P	P	4		
Wootton, Corey	P	P	P	S	3	1	
Wright, Jarius	P	P	S	P	3	1	
Yankey, David	P	P	P	S	3	1	
Zimmer, Mike	P	P	P	S	3	1	

P-played; S-started; DNP-did not play; IR-injured reserve; N-not with club; PUP-A - Active/Physically Unable to Perform

# VIKINGS GAME-BY-GAME STATISTICS



## VIKINGS

	1st Downs				Total Offense					INTs By Minn.				Punts		Punt Returns			KO Returns				Pen		Fum			Scoring											
	T	R	Pa	Pe	Yd	Ru	At	Pa	Sk/Yd	A	C	I	N	Yd	Lg	TD	N/Avg.	N	Yd	FC	Lg	TD	N	Yd	Lg	TD	N	Yd	Lg	TD	N/Yd	N/LT	R	P	Rt	PAT	FG	S	
at STL - 9/7	-	-	-	-	-	-	-	-	-	-	-	-	-	-	-	-	-	-	-	-	-	-	-	-	-	-	-	-	-	-	-	-	-	-	-	-	-	-	-
vs. NE - 9/14	-	-	-	-	-	-	-	-	-	-	-	-	-	-	-	-	-	-	-	-	-	-	-	-	-	-	-	-	-	-	-	-	-	-	-	-	-	-	-
at NO 9/21	-	-	-	-	-	-	-	-	-	-	-	-	-	-	-	-	-	-	-	-	-	-	-	-	-	-	-	-	-	-	-	-	-	-	-	-	-	-	-
vs. ATL 9/28	-	-	-	-	-	-	-	-	-	-	-	-	-	-	-	-	-	-	-	-	-	-	-	-	-	-	-	-	-	-	-	-	-	-	-	-	-	-	-
at GB - 10/2	-	-	-	-	-	-	-	-	-	-	-	-	-	-	-	-	-	-	-	-	-	-	-	-	-	-	-	-	-	-	-	-	-	-	-	-	-	-	-
vs. DET - 10/12	-	-	-	-	-	-	-	-	-	-	-	-	-	-	-	-	-	-	-	-	-	-	-	-	-	-	-	-	-	-	-	-	-	-	-	-	-	-	-
at BUF - 10/19	-	-	-	-	-	-	-	-	-	-	-	-	-	-	-	-	-	-	-	-	-	-	-	-	-	-	-	-	-	-	-	-	-	-	-	-	-	-	-
at TB 10/26	-	-	-	-	-	-	-	-	-	-	-	-	-	-	-	-	-	-	-	-	-	-	-	-	-	-	-	-	-	-	-	-	-	-	-	-	-	-	-
vs. WAS - 11/2	-	-	-	-	-	-	-	-	-	-	-	-	-	-	-	-	-	-	-	-	-	-	-	-	-	-	-	-	-	-	-	-	-	-	-	-	-	-	-
at CHI - 11/16	-	-	-	-	-	-	-	-	-	-	-	-	-	-	-	-	-	-	-	-	-	-	-	-	-	-	-	-	-	-	-	-	-	-	-	-	-	-	-
vs. GB - 11/23	-	-	-	-	-	-	-	-	-	-	-	-	-	-	-	-	-	-	-	-	-	-	-	-	-	-	-	-	-	-	-	-	-	-	-	-	-	-	-
vs. CAR - 11/30	-	-	-	-	-	-	-	-	-	-	-	-	-	-	-	-	-	-	-	-	-	-	-	-	-	-	-	-	-	-	-	-	-	-	-	-	-	-	-
vs. NYJ - 12/7	-	-	-	-	-	-	-	-	-	-	-	-	-	-	-	-	-	-	-	-	-	-	-	-	-	-	-	-	-	-	-	-	-	-	-	-	-	-	-
at DET - 12/14	-	-	-	-	-	-	-	-	-	-	-	-	-	-	-	-	-	-	-	-	-	-	-	-	-	-	-	-	-	-	-	-	-	-	-	-	-	-	-
at MIA - 12/21	-	-	-	-	-	-	-	-	-	-	-	-	-	-	-	-	-	-	-	-	-	-	-	-	-	-	-	-	-	-	-	-	-	-	-	-	-	-	-
vs. CHI - 12/28	-	-	-	-	-	-	-	-	-	-	-	-	-	-	-	-	-	-	-	-	-	-	-	-	-	-	-	-	-	-	-	-	-	-	-	-	-	-	-
<b>TOTALS</b>	<b>0</b>	<b>0</b>	<b>0</b>	<b>0</b>	<b>0</b>	<b>0</b>	<b>0</b>	<b>0</b>	<b>0/0</b>	<b>0</b>	<b>0</b>	<b>0</b>	<b>0</b>	<b>0</b>	<b>0</b>	<b>0</b>	<b>0/0</b>	<b>0</b>	<b>0</b>	<b>0</b>	<b>0</b>	<b>0</b>	<b>1</b>	<b>0</b>	<b>0</b>	<b>0</b>	<b>0</b>	<b>0</b>	<b>0</b>	<b>0/0</b>	<b>0/0</b>	<b>0</b>	<b>0</b>	<b>0</b>	<b>0/0</b>	<b>0/0</b>	<b>0</b>	<b>0</b>	

### THIRD DOWN EFFICIENCY: 0/0, 0.0%

at STL - 9/7	-	-	-	-	-	-	vs. DET - 10/12	-	-	-	-	-	-	vs. GB - 11/23	-	-	-	-	-	-	-	-	vs. CHI - 12/28	-	-	-	-	-	-	-	-	-	-	-	-	-	-	-		
vs. NE - 9/14	-	-	-	-	-	-	at BUF - 10/19	-	-	-	-	-	-	vs. CAR - 11/30	-	-	-	-	-	-	-	-	-	-	-	-	-	-	-	-	-	-	-	-	-	-	-	-	-	
at NO 9/21	-	-	-	-	-	-	at TB 10/26	-	-	-	-	-	-	vs. NYJ - 12/7	-	-	-	-	-	-	-	-	-	-	-	-	-	-	-	-	-	-	-	-	-	-	-	-	-	-
vs. ATL 9/28	-	-	-	-	-	-	vs. WAS - 11/2	-	-	-	-	-	-	at DET - 12/14	-	-	-	-	-	-	-	-	-	-	-	-	-	-	-	-	-	-	-	-	-	-	-	-	-	-
at GB - 10/2	-	-	-	-	-	-	at CHI - 11/16	-	-	-	-	-	-	at MIA - 12/21	-	-	-	-	-	-	-	-	-	-	-	-	-	-	-	-	-	-	-	-	-	-	-	-	-	-

## OPPONENTS

	1st Downs				Total Offense					INTs By Minn.				Punts		Punt Returns			KO Returns				Pen		Fum			Scoring												
	T	R	Pa	Pe	Yd	Ru	At	Pa	Sk/Yd	A	C	I	N	Yd	Lg	TD	N/Avg.	N	Yd	FC	Lg	TD	N	Yd	Lg	TD	N	Yd	Lg	TD	N/Yd	N/LT	R	P	Rt	PAT	FG	S		
at STL - 9/7	-	-	-	-	-	-	-	-	-	-	-	-	-	-	-	-	-	-	-	-	-	-	-	-	-	-	-	-	-	-	-	-	-	-	-	-	-	-	-	
vs. NE - 9/14	-	-	-	-	-	-	-	-	-	-	-	-	-	-	-	-	-	-	-	-	-	-	-	-	-	-	-	-	-	-	-	-	-	-	-	-	-	-	-	-
at NO 9/21	-	-	-	-	-	-	-	-	-	-	-	-	-	-	-	-	-	-	-	-	-	-	-	-	-	-	-	-	-	-	-	-	-	-	-	-	-	-	-	-
vs. ATL 9/28	-	-	-	-	-	-	-	-	-	-	-	-	-	-	-	-	-	-	-	-	-	-	-	-	-	-	-	-	-	-	-	-	-	-	-	-	-	-	-	-
at GB - 10/2	-	-	-	-	-	-	-	-	-	-	-	-	-	-	-	-	-	-	-	-	-	-	-	-	-	-	-	-	-	-	-	-	-	-	-	-	-	-	-	-
vs. DET - 10/12	-	-	-	-	-	-	-	-	-	-	-	-	-	-	-	-	-	-	-	-	-	-	-	-	-	-	-	-	-	-	-	-	-	-	-	-	-	-	-	-
at BUF - 10/19	-	-	-	-	-	-	-	-	-	-	-	-	-	-	-	-	-	-	-	-	-	-	-	-	-	-	-	-	-	-	-	-	-	-	-	-	-	-	-	-
at TB 10/26	-	-	-	-	-	-	-	-	-	-	-	-	-	-	-	-	-	-	-	-	-	-	-	-	-	-	-	-	-	-	-	-	-	-	-	-	-	-	-	-
vs. WAS - 11/2	-	-	-	-	-	-	-	-	-	-	-	-	-	-	-	-	-	-	-	-	-	-	-	-	-	-	-	-	-	-	-	-	-	-	-	-	-	-	-	-
at CHI - 11/16	-	-	-	-	-	-	-	-	-	-	-	-	-	-	-	-	-	-	-	-	-	-	-	-	-	-	-	-	-	-	-	-	-	-	-	-	-	-	-	-
vs. GB - 11/23	-	-	-	-	-	-	-	-	-	-	-	-	-	-	-	-	-	-	-	-	-	-	-	-	-	-	-	-	-	-	-	-	-	-	-	-	-	-	-	-
vs. CAR - 11/30	-	-	-	-	-	-	-	-	-	-	-	-	-	-	-	-	-	-	-	-	-	-	-	-	-	-	-	-	-	-	-	-	-	-	-	-	-	-	-	-
vs. NYJ - 12/7	-	-	-	-	-	-	-	-	-	-	-	-	-	-	-	-	-	-	-	-	-	-	-	-	-	-	-	-	-	-	-	-	-	-	-	-	-	-	-	-
at DET - 12/14	-	-	-	-	-	-	-	-	-	-	-	-	-	-	-	-	-	-	-	-	-	-	-	-	-	-	-	-	-	-	-	-	-	-	-	-	-	-	-	-
at MIA - 12/21	-	-	-	-	-	-	-	-	-	-	-	-	-	-	-	-	-	-	-	-	-	-	-	-	-	-	-	-	-	-	-	-	-	-	-	-	-	-	-	-
vs. CHI - 12/28	-	-	-	-	-	-	-	-	-	-	-	-	-	-	-	-	-	-	-	-	-	-	-	-	-	-	-	-	-	-	-	-	-	-	-	-	-	-	-	-
<b>-TOTALS</b>	<b>0</b>	<b>0</b>	<b>0</b>	<b>0</b>	<b>0</b>	<b>0</b>	<b>0</b>	<b>0</b>	<b>0/0</b>	<b>0</b>	<b>0</b>	<b>0</b>	<b>0</b>	<b>0</b>	<b>0</b>	<b>0</b>	<b>0/0</b>	<b>0</b>	<b>0</b>	<b>0</b>	<b>0</b>	<b>0</b>	<b>1</b>	<b>0</b>	<b>0</b>	<b>0</b>	<b>0</b>	<b>0</b>	<b>0</b>	<b>0/0</b>	<b>0/0</b>	<b>0</b>	<b>0</b>	<b>0</b>	<b>0/0</b>	<b>0/0</b>	<b>0</b>	<b>0</b>		

### THIRD DOWN EFFICIENCY: 0/0, 0.0%

at STL - 9/7	-	-	-	-	-	-	vs. DET - 10/12	-	-	-	-	-	-	vs. GB - 11/23	-	-	-	-	-	-	-	-	vs. CHI - 12/28	-	-	-	-	-	-	-	-	-	-	-	-	-	-	-	-		
vs. NE - 9/14	-	-	-	-	-	-	at BUF - 10/19	-	-	-	-	-	-	vs. CAR - 11/30	-	-	-	-	-	-	-	-	-	-	-	-	-	-	-	-	-	-	-	-	-	-	-	-	-	-	
at NO 9/21	-	-	-	-	-	-	at TB 10/26	-	-	-	-	-	-	vs. NYJ - 12/7	-	-	-	-	-	-	-	-	-	-	-	-	-	-	-	-	-	-	-	-	-	-	-	-	-	-	-
vs. ATL 9/28	-	-	-	-	-	-	vs. WAS - 11/2	-	-	-	-	-	-	at DET - 12/14	-	-	-	-	-	-	-	-	-	-	-	-	-	-	-	-	-	-	-	-	-	-	-	-	-	-	-
at GB - 10/2	-	-	-	-	-	-	at CHI - 11/16	-	-	-	-	-	-	at MIA - 12/21	-	-	-	-	-	-	-	-	-	-	-	-	-	-	-	-	-	-	-	-	-	-	-	-	-	-	

## SCORING SUMMARY

	VIKINGS							MINN. FG
	1ST	2ND	3RD	4TH	OT	TOTAL		
AT STL - 9/7	-	-	-	-	-	-	-	-
VS. NE - 9/14	-	-	-	-	-	-	-	-
AT NO 9/21	-	-	-	-	-	-	-	-
VS. ATL 9/28	-	-	-	-	-	-	-	-
AT GB - 10/2	-	-	-	-	-	-	-	-
VS. DET - 10/12	-	-	-	-	-	-	-	-
AT BUF - 10/19	-	-	-	-	-	-	-	-

# GAME-BY-GAME RUSHING STATISTICS



## 28 · ADRIAN PETERSON · RB

OPPONENT	No	Yds	Avg	Lg	TD
at STL - 9/7	-	-	-	-	-
vs. NE - 9/14	-	-	-	-	-
at NO 9/21	-	-	-	-	-
vs. ATL 9/28	-	-	-	-	-
at GB - 10/2	-	-	-	-	-
vs. DET - 10/12	-	-	-	-	-
at BUF - 10/19	-	-	-	-	-
at TB 10/26	-	-	-	-	-
vs. WAS - 11/2	-	-	-	-	-
at CHI - 11/16	-	-	-	-	-
vs. GB - 11/23	-	-	-	-	-
vs. CAR - 11/30	-	-	-	-	-
vs. NYJ - 12/7	-	-	-	-	-
at DET - 12/14	-	-	-	-	-
at MIA - 12/21	-	-	-	-	-
vs. CHI - 12/28	-	-	-	-	-
<b>2014 TOTALS</b>	<b>0</b>	<b>0</b>	<b>#####</b>	<b>0</b>	<b>0</b>
<b>CAREER</b>	<b>2033</b>	<b>10115</b>	<b>5.0</b>	<b>82t</b>	<b>86</b>

## 16 · MATT CASSEL · QB

OPPONENT	No	Yds	Avg	Lg	TD
at STL - 9/7	-	-	-	-	-
vs. NE - 9/14	-	-	-	-	-
at NO 9/21	-	-	-	-	-
vs. ATL 9/28	-	-	-	-	-
at GB - 10/2	-	-	-	-	-
vs. DET - 10/12	-	-	-	-	-
at BUF - 10/19	-	-	-	-	-
at TB 10/26	-	-	-	-	-
vs. WAS - 11/2	-	-	-	-	-
at CHI - 11/16	-	-	-	-	-
vs. GB - 11/23	-	-	-	-	-
vs. CAR - 11/30	-	-	-	-	-
vs. NYJ - 12/7	-	-	-	-	-
at DET - 12/14	-	-	-	-	-
at MIA - 12/21	-	-	-	-	-
vs. CHI - 12/28	-	-	-	-	-
<b>2014 TOTALS</b>	<b>0</b>	<b>0</b>	<b>#####</b>	<b>0</b>	<b>0</b>
<b>CAREER</b>	<b>238</b>	<b>913</b>	<b>3.8</b>	<b>23</b>	<b>5</b>

## 31 · JERICK MCKINNON · RB

OPPONENT	No	Yds	Avg	Lg	TD
at STL - 9/7	-	-	-	-	-
vs. NE - 9/14	-	-	-	-	-
at NO 9/21	-	-	-	-	-
vs. ATL 9/28	-	-	-	-	-
at GB - 10/2	-	-	-	-	-
vs. DET - 10/12	-	-	-	-	-
at BUF - 10/19	-	-	-	-	-
at TB 10/26	-	-	-	-	-
vs. WAS - 11/2	-	-	-	-	-
at CHI - 11/16	-	-	-	-	-
vs. GB - 11/23	-	-	-	-	-
vs. CAR - 11/30	-	-	-	-	-
vs. NYJ - 12/7	-	-	-	-	-
at DET - 12/14	-	-	-	-	-
at MIA - 12/21	-	-	-	-	-
vs. CHI - 12/28	-	-	-	-	-
<b>2014 TOTALS</b>	<b>0</b>	<b>0</b>	<b>#####</b>	<b>0</b>	<b>0</b>
<b>CAREER</b>	<b>0</b>	<b>0</b>	<b>#####</b>	<b>0</b>	<b>0</b>

## 42 · JEROME FELTON · FB

OPPONENT	No	Yds	Avg	Lg	TD
at STL - 9/7	-	-	-	-	-
vs. NE - 9/14	-	-	-	-	-
at NO 9/21	-	-	-	-	-
vs. ATL 9/28	-	-	-	-	-
at GB - 10/2	-	-	-	-	-
vs. DET - 10/12	-	-	-	-	-
at BUF - 10/19	-	-	-	-	-
at TB 10/26	-	-	-	-	-
vs. WAS - 11/2	-	-	-	-	-
at CHI - 11/16	-	-	-	-	-
vs. GB - 11/23	-	-	-	-	-
vs. CAR - 11/30	-	-	-	-	-
vs. NYJ - 12/7	-	-	-	-	-
at DET - 12/14	-	-	-	-	-
at MIA - 12/21	-	-	-	-	-
vs. CHI - 12/28	-	-	-	-	-
<b>2014 TOTALS</b>	<b>0</b>	<b>0</b>	<b>#####</b>	<b>0</b>	<b>0</b>
<b>CAREER</b>	<b>42</b>	<b>136</b>	<b>3.2</b>	<b>10</b>	<b>0</b>

## 44 · MATT ASIATA · RB

OPPONENT	No	Yds	Avg	Lg	TD
at STL - 9/7	-	-	-	-	-
vs. NE - 9/14	-	-	-	-	-
at NO 9/21	-	-	-	-	-
vs. ATL 9/28	-	-	-	-	-
at GB - 10/2	-	-	-	-	-
vs. DET - 10/12	-	-	-	-	-
at BUF - 10/19	-	-	-	-	-
at TB 10/26	-	-	-	-	-
vs. WAS - 11/2	-	-	-	-	-
at CHI - 11/16	-	-	-	-	-
vs. GB - 11/23	-	-	-	-	-
vs. CAR - 11/30	-	-	-	-	-
vs. NYJ - 12/7	-	-	-	-	-
at DET - 12/14	-	-	-	-	-
at MIA - 12/21	-	-	-	-	-
vs. CHI - 12/28	-	-	-	-	-
<b>2014 TOTALS</b>	<b>0</b>	<b>0</b>	<b>#####</b>	<b>0</b>	<b>0</b>
<b>CAREER</b>	<b>47</b>	<b>175</b>	<b>3.7</b>	<b>39</b>	<b>3</b>

## 84 · CORDARRELLE PATTERSON · WR

OPPONENT	No	Yds	Avg	Lg	TD
at STL - 9/7	-	-	-	-	-
vs. NE - 9/14	-	-	-	-	-
at NO 9/21	-	-	-	-	-
vs. ATL 9/28	-	-	-	-	-
at GB - 10/2	-	-	-	-	-
vs. DET - 10/12	-	-	-	-	-
at BUF - 10/19	-	-	-	-	-
at TB 10/26	-	-	-	-	-
vs. WAS - 11/2	-	-	-	-	-
at CHI - 11/16	-	-	-	-	-
vs. GB - 11/23	-	-	-	-	-
vs. CAR - 11/30	-	-	-	-	-
vs. NYJ - 12/7	-	-	-	-	-
at DET - 12/14	-	-	-	-	-
at MIA - 12/21	-	-	-	-	-
vs. CHI - 12/28	-	-	-	-	-
<b>2014 TOTALS</b>	<b>0</b>	<b>0</b>	<b>#####</b>	<b>0</b>	<b>0</b>
<b>CAREER</b>	<b>12</b>	<b>158</b>	<b>13.2</b>	<b>50t</b>	<b>3</b>

# GAME-BY-GAME PASSING STATISTICS



## 16 · MATT CASSEL · QB

OPPONENT	Att	Comp	Yds	Pct.	TD	INT	Lng	Sack	Lost	Rating
at STL - 9/7	-	-	-	-	-	-	-	-	-	-
vs. NE - 9/14	-	-	-	-	-	-	-	-	-	-
at NO 9/21	-	-	-	-	-	-	-	-	-	-
vs. ATL 9/28	-	-	-	-	-	-	-	-	-	-
at GB - 10/2	-	-	-	-	-	-	-	-	-	-
vs. DET - 10/12	-	-	-	-	-	-	-	-	-	-
at BUF - 10/19	-	-	-	-	-	-	-	-	-	-
at TB 10/26	-	-	-	-	-	-	-	-	-	-
vs. WAS - 11/2	-	-	-	-	-	-	-	-	-	-
at CHI - 11/16	-	-	-	-	-	-	-	-	-	-
vs. GB - 11/23	-	-	-	-	-	-	-	-	-	-
vs. CAR - 11/30	-	-	-	-	-	-	-	-	-	-
vs. NYJ - 12/7	-	-	-	-	-	-	-	-	-	-
at DET - 12/14	-	-	-	-	-	-	-	-	-	-
at MIA - 12/21	-	-	-	-	-	-	-	-	-	-
vs. CHI - 12/28	-	-	-	-	-	-	-	-	-	-
<b>2014 TOTALS</b>	<b>0</b>	<b>0</b>	<b>0</b>	<b>#DIV/0!</b>	<b>0</b>	<b>0</b>	<b>0</b>	<b>0</b>	<b>0</b>	<b>0.0</b>
<b>CAREER</b>	<b>2,298</b>	<b>1,356</b>	<b>15,302</b>	<b>59.0%</b>	<b>93</b>	<b>66</b>	<b>79t</b>	<b>176</b>	<b>966</b>	<b>80.5</b>

## 5 · TEDDY BRIDGEWATER · QB

OPPONENT	Att	Comp	Yds	Pct.	TD	INT	Lng	Sack	Lost	Rating
at STL - 9/7	-	-	-	-	-	-	-	-	-	-
vs. NE - 9/14	-	-	-	-	-	-	-	-	-	-
at NO 9/21	-	-	-	-	-	-	-	-	-	-
vs. ATL 9/28	-	-	-	-	-	-	-	-	-	-
at GB - 10/2	-	-	-	-	-	-	-	-	-	-
vs. DET - 10/12	-	-	-	-	-	-	-	-	-	-
at BUF - 10/19	-	-	-	-	-	-	-	-	-	-
at TB 10/26	-	-	-	-	-	-	-	-	-	-
vs. WAS - 11/2	-	-	-	-	-	-	-	-	-	-
at CHI - 11/16	-	-	-	-	-	-	-	-	-	-
vs. GB - 11/23	-	-	-	-	-	-	-	-	-	-
vs. CAR - 11/30	-	-	-	-	-	-	-	-	-	-
vs. NYJ - 12/7	-	-	-	-	-	-	-	-	-	-
at DET - 12/14	-	-	-	-	-	-	-	-	-	-
at MIA - 12/21	-	-	-	-	-	-	-	-	-	-
vs. CHI - 12/28	-	-	-	-	-	-	-	-	-	-
<b>2014 TOTALS</b>	<b>0</b>	<b>0</b>	<b>0</b>	<b>#DIV/0!</b>	<b>0</b>	<b>0</b>	<b>0</b>	<b>0</b>	<b>0</b>	<b>0.0</b>
<b>CAREER</b>	<b>0</b>	<b>0</b>	<b>0</b>	<b>#DIV/0!</b>	<b>0</b>	<b>0</b>	<b>0</b>	<b>0</b>	<b>0</b>	<b>0.0</b>

## 7 · CHRISTIAN PONDER · QB

OPPONENT	Att	Comp	Yds	Pct.	TD	INT	Lng	Sack	Lost	Rating
at STL - 9/7	-	-	-	-	-	-	-	-	-	-
vs. NE - 9/14	-	-	-	-	-	-	-	-	-	-
at NO 9/21	-	-	-	-	-	-	-	-	-	-
vs. ATL 9/28	-	-	-	-	-	-	-	-	-	-
at GB - 10/2	-	-	-	-	-	-	-	-	-	-
vs. DET - 10/12	-	-	-	-	-	-	-	-	-	-
at BUF - 10/19	-	-	-	-	-	-	-	-	-	-
at TB 10/26	-	-	-	-	-	-	-	-	-	-
vs. WAS - 11/2	-	-	-	-	-	-	-	-	-	-
at CHI - 11/16	-	-	-	-	-	-	-	-	-	-
vs. GB - 11/23	-	-	-	-	-	-	-	-	-	-
vs. CAR - 11/30	-	-	-	-	-	-	-	-	-	-
vs. NYJ - 12/7	-	-	-	-	-	-	-	-	-	-
at DET - 12/14	-	-	-	-	-	-	-	-	-	-
at MIA - 12/21	-	-	-	-	-	-	-	-	-	-
vs. CHI - 12/28	-	-	-	-	-	-	-	-	-	-
<b>2014 TOTALS</b>	<b>0</b>	<b>0</b>	<b>0</b>	<b>#DIV/0!</b>	<b>0</b>	<b>0</b>	<b>0</b>	<b>0</b>	<b>0</b>	<b>0.0</b>
<b>CAREER</b>	<b>1,013</b>	<b>610</b>	<b>6,436</b>	<b>60.2%</b>	<b>38</b>	<b>34</b>	<b>72</b>	<b>89</b>	<b>467</b>	<b>77.3</b>

# GAME-BY-GAME RECEIVING STATISTICS



## 15 · GREG JENNINGS · WR

OPPONENT	No	Yds	Avg	Lg	TD
at STL - 9/7	-	-	-	-	-
vs. NE - 9/14	-	-	-	-	-
at NO 9/21	-	-	-	-	-
vs. ATL 9/28	-	-	-	-	-
at GB - 10/2	-	-	-	-	-
vs. DET - 10/12	-	-	-	-	-
at BUF - 10/19	-	-	-	-	-
at TB 10/26	-	-	-	-	-
vs. WAS - 11/2	-	-	-	-	-
at CHI - 11/16	-	-	-	-	-
vs. GB - 11/23	-	-	-	-	-
vs. CAR - 11/30	-	-	-	-	-
vs. NYJ - 12/7	-	-	-	-	-
at DET - 12/14	-	-	-	-	-
at MIA - 12/21	-	-	-	-	-
vs. CHI - 12/28	-	-	-	-	-
<b>2014 TOTALS</b>	<b>0</b>	<b>0</b>	<b>####</b>	<b>0</b>	<b>0</b>
<b>CAREER</b>	<b>493</b>	<b>7341</b>	<b>14.9</b>	<b>86t</b>	<b>57</b>

## 17 · JARIUS WRIGHT · WR

OPPONENT	No	Yds	Avg	Lg	TD
at STL - 9/7	-	-	-	-	-
vs. NE - 9/14	-	-	-	-	-
at NO 9/21	-	-	-	-	-
vs. ATL 9/28	-	-	-	-	-
at GB - 10/2	-	-	-	-	-
vs. DET - 10/12	-	-	-	-	-
at BUF - 10/19	-	-	-	-	-
at TB 10/26	-	-	-	-	-
vs. WAS - 11/2	-	-	-	-	-
at CHI - 11/16	-	-	-	-	-
vs. GB - 11/23	-	-	-	-	-
vs. CAR - 11/30	-	-	-	-	-
vs. NYJ - 12/7	-	-	-	-	-
at DET - 12/14	-	-	-	-	-
at MIA - 12/21	-	-	-	-	-
vs. CHI - 12/28	-	-	-	-	-
<b>2014 TOTALS</b>	<b>0</b>	<b>0</b>	<b>####</b>	<b>0</b>	<b>0</b>
<b>CAREER</b>	<b>48</b>	<b>744</b>	<b>15.5</b>	<b>65</b>	<b>2</b>

## 19 · ADAM THIELEN · WR

OPPONENT	No	Yds	Avg	Lg	TD
at STL - 9/7	-	-	-	-	-
vs. NE - 9/14	-	-	-	-	-
at NO 9/21	-	-	-	-	-
vs. ATL 9/28	-	-	-	-	-
at GB - 10/2	-	-	-	-	-
vs. DET - 10/12	-	-	-	-	-
at BUF - 10/19	-	-	-	-	-
at TB 10/26	-	-	-	-	-
vs. WAS - 11/2	-	-	-	-	-
at CHI - 11/16	-	-	-	-	-
vs. GB - 11/23	-	-	-	-	-
vs. CAR - 11/30	-	-	-	-	-
vs. NYJ - 12/7	-	-	-	-	-
at DET - 12/14	-	-	-	-	-
at MIA - 12/21	-	-	-	-	-
vs. CHI - 12/28	-	-	-	-	-
<b>2014 TOTALS</b>	<b>0</b>	<b>0</b>	<b>####</b>	<b>0</b>	<b>0</b>
<b>CAREER</b>	<b>0</b>	<b>0</b>	<b>####</b>	<b>0</b>	<b>0</b>

## 23 · JOE BANYARD · RB

OPPONENT	No	Yds	Avg	Lg	TD
at STL - 9/7	-	-	-	-	-
vs. NE - 9/14	-	-	-	-	-
at NO 9/21	-	-	-	-	-
vs. ATL 9/28	-	-	-	-	-
at GB - 10/2	-	-	-	-	-
vs. DET - 10/12	-	-	-	-	-
at BUF - 10/19	-	-	-	-	-
at TB 10/26	-	-	-	-	-
vs. WAS - 11/2	-	-	-	-	-
at CHI - 11/16	-	-	-	-	-
vs. GB - 11/23	-	-	-	-	-
vs. CAR - 11/30	-	-	-	-	-
vs. NYJ - 12/7	-	-	-	-	-
at DET - 12/14	-	-	-	-	-
at MIA - 12/21	-	-	-	-	-
vs. CHI - 12/28	-	-	-	-	-
<b>2014 TOTALS</b>	<b>0</b>	<b>0</b>	<b>####</b>	<b>0</b>	<b>0</b>
<b>CAREER</b>	<b>1</b>	<b>11</b>	<b>11.0</b>	<b>11</b>	<b>0</b>

## 28 · ADRIAN PETERSON · RB

OPPONENT	No	Yds	Avg	Lg	TD
at STL - 9/7	-	-	-	-	-
vs. NE - 9/14	-	-	-	-	-
at NO 9/21	-	-	-	-	-
vs. ATL 9/28	-	-	-	-	-
at GB - 10/2	-	-	-	-	-
vs. DET - 10/12	-	-	-	-	-
at BUF - 10/19	-	-	-	-	-
at TB 10/26	-	-	-	-	-
vs. WAS - 11/2	-	-	-	-	-
at CHI - 11/16	-	-	-	-	-
vs. GB - 11/23	-	-	-	-	-
vs. CAR - 11/30	-	-	-	-	-
vs. NYJ - 12/7	-	-	-	-	-
at DET - 12/14	-	-	-	-	-
at MIA - 12/21	-	-	-	-	-
vs. CHI - 12/28	-	-	-	-	-
<b>2014 TOTALS</b>	<b>0</b>	<b>0</b>	<b>####</b>	<b>0</b>	<b>0</b>
<b>CAREER</b>	<b>206</b>	<b>1697</b>	<b>8.2</b>	<b>63</b>	<b>5</b>

## 31 · JERICK MCKINNON · RB

OPPONENT	No	Yds	Avg	Lg	TD
at STL - 9/7	-	-	-	-	-
vs. NE - 9/14	-	-	-	-	-
at NO 9/21	-	-	-	-	-
vs. ATL 9/28	-	-	-	-	-
at GB - 10/2	-	-	-	-	-
vs. DET - 10/12	-	-	-	-	-
at BUF - 10/19	-	-	-	-	-
at TB 10/26	-	-	-	-	-
vs. WAS - 11/2	-	-	-	-	-
at CHI - 11/16	-	-	-	-	-
vs. GB - 11/23	-	-	-	-	-
vs. CAR - 11/30	-	-	-	-	-
vs. NYJ - 12/7	-	-	-	-	-
at DET - 12/14	-	-	-	-	-
at MIA - 12/21	-	-	-	-	-
vs. CHI - 12/28	-	-	-	-	-
<b>2014 TOTALS</b>	<b>0</b>	<b>0</b>	<b>####</b>	<b>0</b>	<b>0</b>
<b>CAREER</b>	<b>0</b>	<b>0</b>	<b>####</b>	<b>0</b>	<b>0</b>

## 42 · JEROME FELTON · FB

OPPONENT	No	Yds	Avg	Lg	TD
at STL - 9/7	-	-	-	-	-
vs. NE - 9/14	-	-	-	-	-
at NO 9/21	-	-	-	-	-
vs. ATL 9/28	-	-	-	-	-
at GB - 10/2	-	-	-	-	-
vs. DET - 10/12	-	-	-	-	-
at BUF - 10/19	-	-	-	-	-
at TB 10/26	-	-	-	-	-
vs. WAS - 11/2	-	-	-	-	-
at CHI - 11/16	-	-	-	-	-
vs. GB - 11/23	-	-	-	-	-
vs. CAR - 11/30	-	-	-	-	-
vs. NYJ - 12/7	-	-	-	-	-
at DET - 12/14	-	-	-	-	-
at MIA - 12/21	-	-	-	-	-
vs. CHI - 12/28	-	-	-	-	-
<b>2014 TOTALS</b>	<b>0</b>	<b>0</b>	<b>####</b>	<b>0</b>	<b>0</b>
<b>CAREER</b>	<b>43</b>	<b>352</b>	<b>8.2</b>	<b>27</b>	<b>0</b>

## 44 · MATT ASIATA · RB

OPPONENT	No	Yds	Avg	Lg	TD
at STL - 9/7	-	-	-	-	-
vs. NE - 9/14	-	-	-	-	-
at NO 9/21	-	-	-	-	-
vs. ATL 9/28	-	-	-	-	-
at GB - 10/2	-	-	-	-	-
vs. DET - 10/12	-	-	-	-	-
at BUF - 10/19	-	-	-	-	-
at TB 10/26	-	-	-	-	-
vs. WAS - 11/2	-	-	-	-	-
at CHI - 11/16	-	-	-	-	-
vs. GB - 11/23	-	-	-	-	-
vs. CAR - 11/30	-	-	-	-	-
vs. NYJ - 12/7	-	-	-	-	-
at DET - 12/14	-	-	-	-	-
at MIA - 12/21	-	-	-	-	-
vs. CHI - 12/28	-	-	-	-	-
<b>2014 TOTALS</b>	<b>0</b>	<b>0</b>	<b>####</b>	<b>0</b>	<b>0</b>
<b>CAREER</b>	<b>6</b>	<b>15</b>	<b>2.5</b>	<b>8</b>	<b>0</b>

## 48 · ZACH LINE · FB

OPPONENT	No	Yds	Avg	Lg	TD
at STL - 9/7	-	-	-	-	-
vs. NE - 9/14	-	-	-	-	-
at NO 9/21	-	-	-	-	-
vs. ATL 9/28	-	-	-	-	-
at GB - 10/2	-	-	-	-	-
vs. DET - 10/12	-	-	-	-	-
at BUF - 10/19	-	-	-	-	-
at TB 10/26	-	-	-	-	-
vs. WAS - 11/2	-	-	-	-	-
at CHI - 11/16	-	-	-	-	-
vs. GB - 11/23	-	-	-	-	-
vs. CAR - 11/30	-	-	-	-	-
vs. NYJ - 12/7	-	-	-	-	-
at DET - 12/14	-	-	-	-	-
at MIA - 12/21	-	-	-	-	-
vs. CHI - 12/28	-	-	-	-	-
<b>2014 TOTALS</b>	<b>0</b>	<b>0</b>	<b>####</b>	<b>0</b>	<b>0</b>
<b>CAREER</b>	<b>1</b>	<b>8</b>	<b>8.0</b>	<b>8</b>	<b>0</b>

# GAME-BY-GAME RECEIVING STATISTICS



## 81 · JEROME SIMPSON · WR

OPPONENT	No	Yds	Avg	Lg	TD
at STL - 9/7	-	-	-	-	-
vs. NE - 9/14	-	-	-	-	-
at NO 9/21	-	-	-	-	-
vs. ATL 9/28	-	-	-	-	-
at GB - 10/2	-	-	-	-	-
vs. DET - 10/12	-	-	-	-	-
at BUF - 10/19	-	-	-	-	-
at TB 10/26	-	-	-	-	-
vs. WAS - 11/2	-	-	-	-	-
at CHI - 11/16	-	-	-	-	-
vs. GB - 11/23	-	-	-	-	-
vs. CAR - 11/30	-	-	-	-	-
vs. NYJ - 12/7	-	-	-	-	-
at DET - 12/14	-	-	-	-	-
at MIA - 12/21	-	-	-	-	-
vs. CHI - 12/28	-	-	-	-	-
<b>2014 TOTALS</b>	<b>0</b>	<b>0</b>	<b>####</b>	<b>0</b>	<b>0</b>
<b>CAREER</b>	<b>145</b>	<b>2004</b>	<b>13.8</b>	<b>84</b>	<b>8</b>

## 82 · KYLE RUDOLPH · TE

OPPONENT	No	Yds	Avg	Lg	TD
at STL - 9/7	-	-	-	-	-
vs. NE - 9/14	-	-	-	-	-
at NO 9/21	-	-	-	-	-
vs. ATL 9/28	-	-	-	-	-
at GB - 10/2	-	-	-	-	-
vs. DET - 10/12	-	-	-	-	-
at BUF - 10/19	-	-	-	-	-
at TB 10/26	-	-	-	-	-
vs. WAS - 11/2	-	-	-	-	-
at CHI - 11/16	-	-	-	-	-
vs. GB - 11/23	-	-	-	-	-
vs. CAR - 11/30	-	-	-	-	-
vs. NYJ - 12/7	-	-	-	-	-
at DET - 12/14	-	-	-	-	-
at MIA - 12/21	-	-	-	-	-
vs. CHI - 12/28	-	-	-	-	-
<b>2014 TOTALS</b>	<b>0</b>	<b>0</b>	<b>####</b>	<b>0</b>	<b>0</b>
<b>CAREER</b>	<b>109</b>	<b>1055</b>	<b>9.7</b>	<b>41</b>	<b>15</b>

## 84 · CORDARRELLE PATTERSON · WR

OPPONENT	No	Yds	Avg	Lg	TD
at STL - 9/7	-	-	-	-	-
vs. NE - 9/14	-	-	-	-	-
at NO 9/21	-	-	-	-	-
vs. ATL 9/28	-	-	-	-	-
at GB - 10/2	-	-	-	-	-
vs. DET - 10/12	-	-	-	-	-
at BUF - 10/19	-	-	-	-	-
at TB 10/26	-	-	-	-	-
vs. WAS - 11/2	-	-	-	-	-
at CHI - 11/16	-	-	-	-	-
vs. GB - 11/23	-	-	-	-	-
vs. CAR - 11/30	-	-	-	-	-
vs. NYJ - 12/7	-	-	-	-	-
at DET - 12/14	-	-	-	-	-
at MIA - 12/21	-	-	-	-	-
vs. CHI - 12/28	-	-	-	-	-
<b>2014 TOTALS</b>	<b>0</b>	<b>0</b>	<b>####</b>	<b>0</b>	<b>0</b>
<b>CAREER</b>	<b>45</b>	<b>469</b>	<b>10.4</b>	<b>79t</b>	<b>4</b>

## 85 · RHETT ELLISON · TE

OPPONENT	No	Yds	Avg	Lg	TD
at STL - 9/7	-	-	-	-	-
vs. NE - 9/14	-	-	-	-	-
at NO 9/21	-	-	-	-	-
vs. ATL 9/28	-	-	-	-	-
at GB - 10/2	-	-	-	-	-
vs. DET - 10/12	-	-	-	-	-
at BUF - 10/19	-	-	-	-	-
at TB 10/26	-	-	-	-	-
vs. WAS - 11/2	-	-	-	-	-
at CHI - 11/16	-	-	-	-	-
vs. GB - 11/23	-	-	-	-	-
vs. CAR - 11/30	-	-	-	-	-
vs. NYJ - 12/7	-	-	-	-	-
at DET - 12/14	-	-	-	-	-
at MIA - 12/21	-	-	-	-	-
vs. CHI - 12/28	-	-	-	-	-
<b>2014 TOTALS</b>	<b>0</b>	<b>0</b>	<b>####</b>	<b>0</b>	<b>0</b>
<b>CAREER</b>	<b>12</b>	<b>126</b>	<b>10.5</b>	<b>29</b>	<b>1</b>

## 87 · MARQUEIS GRAY · TE

OPPONENT	No	Yds	Avg	Lg	TD
at STL - 9/7	-	-	-	-	-
vs. NE - 9/14	-	-	-	-	-
at NO 9/21	-	-	-	-	-
vs. ATL 9/28	-	-	-	-	-
at GB - 10/2	-	-	-	-	-
vs. DET - 10/12	-	-	-	-	-
at BUF - 10/19	-	-	-	-	-
at TB 10/26	-	-	-	-	-
vs. WAS - 11/2	-	-	-	-	-
at CHI - 11/16	-	-	-	-	-
vs. GB - 11/23	-	-	-	-	-
vs. CAR - 11/30	-	-	-	-	-
vs. NYJ - 12/7	-	-	-	-	-
at DET - 12/14	-	-	-	-	-
at MIA - 12/21	-	-	-	-	-
vs. CHI - 12/28	-	-	-	-	-
<b>2014 TOTALS</b>	<b>0</b>	<b>0</b>	<b>####</b>	<b>0</b>	<b>0</b>
<b>CAREER</b>	<b>2</b>	<b>8</b>	<b>4.0</b>	<b>5</b>	<b>0</b>



# GAME-BY-GAME SPECIAL TEAMS STATISTICS



## KICK RETURNS

84 · CORDARRELLE PATTERSON · WR

OPPONENT	No	Yds	Avg	FC	Lg	TD
at STL - 9/7	-	-	-	-	-	-
vs. NE - 9/14	-	-	-	-	-	-
at NO 9/21	-	-	-	-	-	-
vs. ATL 9/28	-	-	-	-	-	-
at GB - 10/2	-	-	-	-	-	-
vs. DET - 10/12	-	-	-	-	-	-
at BUF - 10/19	-	-	-	-	-	-
at TB 10/26	-	-	-	-	-	-
vs. WAS - 11/2	-	-	-	-	-	-
at CHI - 11/16	-	-	-	-	-	-
vs. GB - 11/23	-	-	-	-	-	-
vs. CAR - 11/30	-	-	-	-	-	-
vs. NYJ - 12/7	-	-	-	-	-	-
at DET - 12/14	-	-	-	-	-	-
at MIA - 12/21	-	-	-	-	-	-
vs. CHI - 12/28	-	-	-	-	-	-
<b>2014 TOTALS</b>	<b>0</b>	<b>0</b>	<b>#DIV/0!</b>	<b>0</b>	<b>109t</b>	<b>0</b>
<b>CAREER</b>	<b>43</b>	<b>1393</b>	<b>32.4</b>	<b>0</b>	<b>109t</b>	<b>2</b>

## PUNT RETURNS

35 · MARCUS SHERELS · CB

OPPONENT	No	Yds	Avg	FC	Lg	TD
at STL - 9/7	-	-	-	-	-	-
vs. NE - 9/14	-	-	-	-	-	-
at NO 9/21	-	-	-	-	-	-
vs. ATL 9/28	-	-	-	-	-	-
at GB - 10/2	-	-	-	-	-	-
vs. DET - 10/12	-	-	-	-	-	-
at BUF - 10/19	-	-	-	-	-	-
at TB 10/26	-	-	-	-	-	-
vs. WAS - 11/2	-	-	-	-	-	-
at CHI - 11/16	-	-	-	-	-	-
vs. GB - 11/23	-	-	-	-	-	-
vs. CAR - 11/30	-	-	-	-	-	-
vs. NYJ - 12/7	-	-	-	-	-	-
at DET - 12/14	-	-	-	-	-	-
at MIA - 12/21	-	-	-	-	-	-
vs. CHI - 12/28	-	-	-	-	-	-
<b>2014 TOTALS</b>	<b>0</b>	<b>0</b>	<b>####</b>	<b>0</b>	<b>0</b>	<b>0</b>
<b>CAREER</b>	<b>87</b>	<b>899</b>	<b>10.3</b>	<b>73</b>	<b>86t</b>	<b>2</b>

# GAME-BY-GAME SPECIAL TEAMS STATISTICS



## PUNTS

18 • JEFF LOCKE • P

OPPONENT	No	Yds	Avg	Ret.	Ret. Yds.	Net Yds.	Net Avg.	TB	I20	LG	BL
at STL - 9/7	-	-	-	-	-	-	-	-	-	-	-
vs. NE - 9/14	-	-	-	-	-	-	-	-	-	-	-
at NO 9/21	-	-	-	-	-	-	-	-	-	-	-
vs. ATL 9/28	-	-	-	-	-	-	-	-	-	-	-
at GB - 10/2	-	-	-	-	-	-	-	-	-	-	-
vs. DET - 10/12	-	-	-	-	-	-	-	-	-	-	-
at BUF - 10/19	-	-	-	-	-	-	-	-	-	-	-
at TB 10/26	-	-	-	-	-	-	-	-	-	-	-
vs. WAS - 11/2	-	-	-	-	-	-	-	-	-	-	-
at CHI - 11/16	-	-	-	-	-	-	-	-	-	-	-
vs. GB - 11/23	-	-	-	-	-	-	-	-	-	-	-
vs. CAR - 11/30	-	-	-	-	-	-	-	-	-	-	-
vs. NYJ - 12/7	-	-	-	-	-	-	-	-	-	-	-
at DET - 12/14	-	-	-	-	-	-	-	-	-	-	-
at MIA - 12/21	-	-	-	-	-	-	-	-	-	-	-
vs. CHI - 12/28	-	-	-	-	-	-	-	-	-	-	-
<b>2014 TOTALS</b>	<b>0</b>	<b>0</b>	<b>#DIV/0!</b>	<b>0</b>	<b>0</b>	<b>0</b>	<b>#DIV/0!</b>	<b>0</b>	<b>0</b>	<b>65</b>	<b>0</b>
<b>CAREER</b>	<b>75</b>	<b>3,316</b>	<b>44.2</b>	<b>36</b>	<b>318</b>	<b>2,928</b>	<b>39.0</b>	<b>3</b>	<b>23</b>	<b>65</b>	<b>0</b>

## KICKING

3 • BLAIR WALSH • K

OPPONENT	1-19		20-29		30-39		40-49		50+		FGs		FG Pct	PATs	
	M	A	M	A	M	A	M	A	M	A	M	A	M	A	
at STL - 9/7	-	-	-	-	-	-	-	-	-	-	-	-	-	-	-
vs. NE - 9/14	-	-	-	-	-	-	-	-	-	-	-	-	-	-	-
at NO 9/21	-	-	-	-	-	-	-	-	-	-	-	-	-	-	-
vs. ATL 9/28	-	-	-	-	-	-	-	-	-	-	-	-	-	-	-
at GB - 10/2	-	-	-	-	-	-	-	-	-	-	-	-	-	-	-
vs. DET - 10/12	-	-	-	-	-	-	-	-	-	-	-	-	-	-	-
at BUF - 10/19	-	-	-	-	-	-	-	-	-	-	-	-	-	-	-
at TB 10/26	-	-	-	-	-	-	-	-	-	-	-	-	-	-	-
vs. WAS - 11/2	-	-	-	-	-	-	-	-	-	-	-	-	-	-	-
at CHI - 11/16	-	-	-	-	-	-	-	-	-	-	-	-	-	-	-
vs. GB - 11/23	-	-	-	-	-	-	-	-	-	-	-	-	-	-	-
vs. CAR - 11/30	-	-	-	-	-	-	-	-	-	-	-	-	-	-	-
vs. NYJ - 12/7	-	-	-	-	-	-	-	-	-	-	-	-	-	-	-
at DET - 12/14	-	-	-	-	-	-	-	-	-	-	-	-	-	-	-
at MIA - 12/21	-	-	-	-	-	-	-	-	-	-	-	-	-	-	-
vs. CHI - 12/28	-	-	-	-	-	-	-	-	-	-	-	-	-	-	-
<b>2014 TOTALS</b>	<b>0</b>	<b>0</b>	<b>0</b>	<b>0</b>	<b>0</b>	<b>0</b>	<b>0</b>	<b>0</b>	<b>0</b>	<b>0</b>	<b>0</b>	<b>0</b>	<b>#DIV/0!</b>	<b>0</b>	<b>0</b>
<b>CAREER</b>	<b>0</b>	<b>0</b>	<b>17</b>	<b>17</b>	<b>20</b>	<b>21</b>	<b>12</b>	<b>15</b>	<b>12</b>	<b>15</b>	<b>61</b>	<b>68</b>	<b>89.7%</b>	<b>79</b>	<b>80</b>





# GAME-BY-GAME DEFENSIVE STATISTICS



## 98 • LINVAL JOSEPH • DL

OPPONENT	U	A	T	TFL	SK	QH	FF	FR	INT	PD
at STL - 9/7	-	-	-	-	-	-	-	-	-	-
vs. NE - 9/14	-	-	-	-	-	-	-	-	-	-
at NO 9/21	-	-	-	-	-	-	-	-	-	-
vs. ATL 9/28	-	-	-	-	-	-	-	-	-	-
at GB - 10/2	-	-	-	-	-	-	-	-	-	-
vs. DET - 10/12	-	-	-	-	-	-	-	-	-	-
at BUF - 10/19	-	-	-	-	-	-	-	-	-	-
at TB 10/26	-	-	-	-	-	-	-	-	-	-
vs. WAS - 11/2	-	-	-	-	-	-	-	-	-	-
at CHI - 11/16	-	-	-	-	-	-	-	-	-	-
vs. GB - 11/23	-	-	-	-	-	-	-	-	-	-
vs. CAR - 11/30	-	-	-	-	-	-	-	-	-	-
vs. NYJ - 12/7	-	-	-	-	-	-	-	-	-	-
at DET - 12/14	-	-	-	-	-	-	-	-	-	-
at MIA - 12/21	-	-	-	-	-	-	-	-	-	-
vs. CHI - 12/28	-	-	-	-	-	-	-	-	-	-
<b>2014 TOTALS</b>	<b>0</b>	<b>0</b>	<b>0</b>	<b>0.0</b>	<b>0.0</b>	<b>0</b>	<b>0</b>	<b>0</b>	<b>0</b>	<b>0</b>
<b>CAREER</b>	<b>132</b>	<b>75</b>	<b>207</b>	<b>-</b>	<b>9</b>	<b>-</b>	<b>2</b>	<b>3</b>	<b>0</b>	<b>3</b>

## 99 • COREY WOOTON • DL

OPPONENT	U	A	T	TFL	SK	QH	FF	FR	INT	PD
at STL - 9/7	-	-	-	-	-	-	-	-	-	-
vs. NE - 9/14	-	-	-	-	-	-	-	-	-	-
at NO 9/21	-	-	-	-	-	-	-	-	-	-
vs. ATL 9/28	-	-	-	-	-	-	-	-	-	-
at GB - 10/2	-	-	-	-	-	-	-	-	-	-
vs. DET - 10/12	-	-	-	-	-	-	-	-	-	-
at BUF - 10/19	-	-	-	-	-	-	-	-	-	-
at TB 10/26	-	-	-	-	-	-	-	-	-	-
vs. WAS - 11/2	-	-	-	-	-	-	-	-	-	-
at CHI - 11/16	-	-	-	-	-	-	-	-	-	-
vs. GB - 11/23	-	-	-	-	-	-	-	-	-	-
vs. CAR - 11/30	-	-	-	-	-	-	-	-	-	-
vs. NYJ - 12/7	-	-	-	-	-	-	-	-	-	-
at DET - 12/14	-	-	-	-	-	-	-	-	-	-
at MIA - 12/21	-	-	-	-	-	-	-	-	-	-
vs. CHI - 12/28	-	-	-	-	-	-	-	-	-	-
<b>2014 TOTALS</b>	<b>0</b>	<b>0</b>	<b>0</b>	<b>0.0</b>	<b>0.0</b>	<b>0</b>	<b>0</b>	<b>0</b>	<b>0</b>	<b>0</b>
<b>CAREER</b>	<b>42</b>	<b>20</b>	<b>62</b>	<b>5.5</b>	<b>11.5</b>	<b>-</b>	<b>3</b>	<b>2</b>	<b>0</b>	<b>5</b>

# GAME-BY-GAME SPECIAL TEAMS STATISTICS



## 3 • BLAIR WALSH • K

OPPONENT	U	A	T	FF	FR	BK
STL - 9/7	-	-	-	-	-	-
NE - 9/14	-	-	-	-	-	-
NO 9/21	-	-	-	-	-	-
ATL 9/28	-	-	-	-	-	-
B - 10/2	-	-	-	-	-	-
DET - 10/12	-	-	-	-	-	-
UF - 10/19	-	-	-	-	-	-
B 10/26	-	-	-	-	-	-
MAS - 11/2	-	-	-	-	-	-
HI - 11/16	-	-	-	-	-	-
GB - 11/23	-	-	-	-	-	-
CAR - 11/30	-	-	-	-	-	-
NYJ - 12/7	-	-	-	-	-	-
ET - 12/14	-	-	-	-	-	-
MIA - 12/21	-	-	-	-	-	-
CHI - 12/28	-	-	-	-	-	-
<b>† TOTALS</b>	<b>0</b>	<b>0</b>	<b>0</b>	<b>0</b>	<b>0</b>	<b>0</b>

## 19 • ADAM THIELEN • WR

OPPONENT	U	A	T	FF	FR	BK
at STL - 9/7	-	-	-	-	-	-
vs. NE - 9/14	-	-	-	-	-	-
at NO 9/21	-	-	-	-	-	-
vs. ATL 9/28	-	-	-	-	-	-
at GB - 10/2	-	-	-	-	-	-
vs. DET - 10/12	-	-	-	-	-	-
at BUF - 10/19	-	-	-	-	-	-
at TB 10/26	-	-	-	-	-	-
vs. WAS - 11/2	-	-	-	-	-	-
at CHI - 11/16	-	-	-	-	-	-
vs. GB - 11/23	-	-	-	-	-	-
vs. CAR - 11/30	-	-	-	-	-	-
vs. NYJ - 12/7	-	-	-	-	-	-
at DET - 12/14	-	-	-	-	-	-
at MIA - 12/21	-	-	-	-	-	-
vs. CHI - 12/28	-	-	-	-	-	-
<b>2014 TOTALS</b>	<b>0</b>	<b>0</b>	<b>0</b>	<b>0</b>	<b>0</b>	<b>0</b>

## 21 • JOSH ROBINSON • CB

OPPONENT	U	A	T	FF	FR
at STL - 9/7	-	-	-	-	-
vs. NE - 9/14	-	-	-	-	-
at NO 9/21	-	-	-	-	-
vs. ATL 9/28	-	-	-	-	-
at GB - 10/2	-	-	-	-	-
vs. DET - 10/12	-	-	-	-	-
at BUF - 10/19	-	-	-	-	-
at TB 10/26	-	-	-	-	-
vs. WAS - 11/2	-	-	-	-	-
at CHI - 11/16	-	-	-	-	-
vs. GB - 11/23	-	-	-	-	-
vs. CAR - 11/30	-	-	-	-	-
vs. NYJ - 12/7	-	-	-	-	-
at DET - 12/14	-	-	-	-	-
at MIA - 12/21	-	-	-	-	-
vs. CHI - 12/28	-	-	-	-	-
<b>2014 TOTALS</b>	<b>0</b>	<b>0</b>	<b>0</b>	<b>0</b>	<b>0</b>

## 22 • HARRISON SMITH • S

OPPONENT	U	A	T	FF	FR	BK
STL - 9/7	-	-	-	-	-	-
NE - 9/14	-	-	-	-	-	-
NO 9/21	-	-	-	-	-	-
ATL 9/28	-	-	-	-	-	-
B - 10/2	-	-	-	-	-	-
DET - 10/12	-	-	-	-	-	-
UF - 10/19	-	-	-	-	-	-
B 10/26	-	-	-	-	-	-
MAS - 11/2	-	-	-	-	-	-
HI - 11/16	-	-	-	-	-	-
GB - 11/23	-	-	-	-	-	-
CAR - 11/30	-	-	-	-	-	-
NYJ - 12/7	-	-	-	-	-	-
ET - 12/14	-	-	-	-	-	-
MIA - 12/21	-	-	-	-	-	-
CHI - 12/28	-	-	-	-	-	-
<b>† TOTALS</b>	<b>0</b>	<b>0</b>	<b>0</b>	<b>0</b>	<b>0</b>	<b>0</b>

## 27 • SHAUN PRATER • CB

OPPONENT	U	A	T	FF	FR	BK
at STL - 9/7	-	-	-	-	-	-
vs. NE - 9/14	-	-	-	-	-	-
at NO 9/21	-	-	-	-	-	-
vs. ATL 9/28	-	-	-	-	-	-
at GB - 10/2	-	-	-	-	-	-
vs. DET - 10/12	-	-	-	-	-	-
at BUF - 10/19	-	-	-	-	-	-
at TB 10/26	-	-	-	-	-	-
vs. WAS - 11/2	-	-	-	-	-	-
at CHI - 11/16	-	-	-	-	-	-
vs. GB - 11/23	-	-	-	-	-	-
vs. CAR - 11/30	-	-	-	-	-	-
vs. NYJ - 12/7	-	-	-	-	-	-
at DET - 12/14	-	-	-	-	-	-
at MIA - 12/21	-	-	-	-	-	-
vs. CHI - 12/28	-	-	-	-	-	-
<b>2014 TOTALS</b>	<b>0</b>	<b>0</b>	<b>0</b>	<b>0</b>	<b>0</b>	<b>0</b>

## 34 • ANDREW SENDEJO • S

OPPONENT	U	A	T	FF	FR
at STL - 9/7	-	-	-	-	-
vs. NE - 9/14	-	-	-	-	-
at NO 9/21	-	-	-	-	-
vs. ATL 9/28	-	-	-	-	-
at GB - 10/2	-	-	-	-	-
vs. DET - 10/12	-	-	-	-	-
at BUF - 10/19	-	-	-	-	-
at TB 10/26	-	-	-	-	-
vs. WAS - 11/2	-	-	-	-	-
at CHI - 11/16	-	-	-	-	-
vs. GB - 11/23	-	-	-	-	-
vs. CAR - 11/30	-	-	-	-	-
vs. NYJ - 12/7	-	-	-	-	-
at DET - 12/14	-	-	-	-	-
at MIA - 12/21	-	-	-	-	-
vs. CHI - 12/28	-	-	-	-	-
<b>2014 TOTALS</b>	<b>0</b>	<b>0</b>	<b>0</b>	<b>0</b>	<b>0</b>

## 46 • CULLEN LOEFFLER • LS

OPPONENT	U	A	T	FF	FR	BK
STL - 9/7	-	-	-	-	-	-
NE - 9/14	-	-	-	-	-	-
NO 9/21	-	-	-	-	-	-
ATL 9/28	-	-	-	-	-	-
B - 10/2	-	-	-	-	-	-
DET - 10/12	-	-	-	-	-	-
UF - 10/19	-	-	-	-	-	-
B 10/26	-	-	-	-	-	-
MAS - 11/2	-	-	-	-	-	-
HI - 11/16	-	-	-	-	-	-
GB - 11/23	-	-	-	-	-	-
CAR - 11/30	-	-	-	-	-	-
NYJ - 12/7	-	-	-	-	-	-
ET - 12/14	-	-	-	-	-	-
MIA - 12/21	-	-	-	-	-	-
CHI - 12/28	-	-	-	-	-	-
<b>† TOTALS</b>	<b>0</b>	<b>0</b>	<b>0</b>	<b>0</b>	<b>0</b>	<b>0</b>

## 56 • MICHAEL MAUTI • LB

OPPONENT	U	A	T	FF	FR	BK
at STL - 9/7	-	-	-	-	-	-
vs. NE - 9/14	-	-	-	-	-	-
at NO 9/21	-	-	-	-	-	-
vs. ATL 9/28	-	-	-	-	-	-
at GB - 10/2	-	-	-	-	-	-
vs. DET - 10/12	-	-	-	-	-	-
at BUF - 10/19	-	-	-	-	-	-
at TB 10/26	-	-	-	-	-	-
vs. WAS - 11/2	-	-	-	-	-	-
at CHI - 11/16	-	-	-	-	-	-
vs. GB - 11/23	-	-	-	-	-	-
vs. CAR - 11/30	-	-	-	-	-	-
vs. NYJ - 12/7	-	-	-	-	-	-
at DET - 12/14	-	-	-	-	-	-
at MIA - 12/21	-	-	-	-	-	-
vs. CHI - 12/28	-	-	-	-	-	-
<b>2014 TOTALS</b>	<b>0</b>	<b>0</b>	<b>0</b>	<b>0</b>	<b>0</b>	<b>0</b>

## 57 • AUDIE COLE • LB

OPPONENT	U	A	T	FF	FR
at STL - 9/7	-	-	-	-	-
vs. NE - 9/14	-	-	-	-	-
at NO 9/21	-	-	-	-	-
vs. ATL 9/28	-	-	-	-	-
at GB - 10/2	-	-	-	-	-
vs. DET - 10/12	-	-	-	-	-
at BUF - 10/19	-	-	-	-	-
at TB 10/26	-	-	-	-	-
vs. WAS - 11/2	-	-	-	-	-
at CHI - 11/16	-	-	-	-	-
vs. GB - 11/23	-	-	-	-	-
vs. CAR - 11/30	-	-	-	-	-
vs. NYJ - 12/7	-	-	-	-	-
at DET - 12/14	-	-	-	-	-
at MIA - 12/21	-	-	-	-	-
vs. CHI - 12/28	-	-	-	-	-
<b>2014 TOTALS</b>	<b>0</b>	<b>0</b>	<b>0</b>	<b>0</b>	<b>0</b>

## 58 • BRANDON WATTS • LB

OPPONENT	U	A	T	FF	FR	BK
STL - 9/7	-	-	-	-	-	-
NE - 9/14	-	-	-	-	-	-
NO 9/21	-	-	-	-	-	-
ATL 9/28	-	-	-	-	-	-
B - 10/2	-	-	-	-	-	-
DET - 10/12	-	-	-	-	-	-
UF - 10/19	-	-	-	-	-	-
B 10/26	-	-	-	-	-	-
MAS - 11/2	-	-	-	-	-	-
HI - 11/16	-	-	-	-	-	-
GB - 11/23	-	-	-	-	-	-
CAR - 11/30	-	-	-	-	-	-
NYJ - 12/7	-	-	-	-	-	-
ET - 12/14	-	-	-	-	-	-
MIA - 12/21	-	-	-	-	-	-
CHI - 12/28	-	-	-	-	-	-
<b>† TOTALS</b>	<b>0</b>	<b>0</b>	<b>0</b>	<b>0</b>	<b>0</b>	<b>0</b>

## 85 • RHETT ELLISON • TE

OPPONENT	U	A	T	FF	FR	BK
at STL - 9/7	-	-	-	-	-	-
vs. NE - 9/14	-	-	-	-	-	-
at NO 9/21	-	-	-	-	-	-
vs. ATL 9/28	-	-	-	-	-	-
at GB - 10/2	-	-	-	-	-	-
vs. DET - 10/12	-	-	-	-	-	-
at BUF - 10/19	-	-	-	-	-	-
at TB 10/26	-	-	-	-	-	-
vs. WAS - 11/2	-	-	-	-	-	-
at CHI - 11/16	-	-	-	-	-	-
vs. GB - 11/23	-	-	-	-	-	-
vs. CAR - 11/30	-	-	-	-	-	-
vs. NYJ - 12/7	-	-	-	-	-	-
at DET - 12/14	-	-	-	-	-	-
at MIA - 12/21	-	-	-	-	-	-
vs. CHI - 12/28	-	-	-	-	-	-
<b>2014 TOTALS</b>	<b>0</b>	<b>0</b>	<b>0</b>	<b>0</b>	<b>0</b>	<b>0</b>

# THE LAST TIME...(playoff games in italics)



BY THE VIKINGS	CATEGORY	BY AN OPPONENT
455 yards, vs. Philadelphia, 12/15/13 <i>475 yards, at New Orleans, 1/24/10</i>	<b>400 Yards Total Offense</b>	429 yards, at Cincinnati, 12/22/13 <i>518 yards, at N.Y. Giants, 1/14/01</i>
507 yards, vs. Arizona, 11/7/10 <i>Has never happened</i>	<b>500 Yards Total Offense</b>	573 yards, vs. New Orleans, 12/18/11 <i>518 yards, at N.Y. Giants, 1/14/01</i>
Matt Cassel, 382 yards, vs. Philadelphia, 12/15/13 <i>Brett Favre, 310 yards, at New Orleans, 1/24/10</i>	<b>300 Yards Passing In A Game By A Player</b>	Andy Dalton, 366 yards, at Cincinnati, 12/22/13 <i>Donovan McNabb, 300 yards, vs. Philadelphia, 1/4/08</i>
Brett Favre, 446 yards, vs. Arizona, 11/7/10 <i>Jeff George, 424 yards, at St. Louis, 1/16/00</i>	<b>400 Yards Passing In A Game By A Player</b>	Nick Foles, 428 yards, vs. Philadelphia, 12/15/13 <i>Has never happened</i>
Brett Favre, vs. New York Giants, 1/3/10 <i>Brett Favre, vs Dallas, 1/17/10</i>	<b>4 TD Passes In A Game By A Player</b>	Andy Dalton, at Cincinnati, 12/22/13 <i>Kerry Collins (5), at N.Y. Giants, 1/14/01</i>
Matt Asiata, 115 yards, vs. Detroit Lions, 12/29/13 <i>Adrian Peterson, 122 yards, at New Orleans, 1/24/10</i>	<b>100 Yards Rushing In A Game By A Player</b>	Matt Forte, 120 yards, vs. Chicago, 12/1/13 <i>Terry Kirby, 120 yards, at San Francisco, 1/3/98</i>
Adrian Peterson, 211 yards, vs. Chicago, 12/1/13 <i>Has never happened</i>	<b>200 Yards Rushing In A Game By A Player</b>	Walter Payton, 275 yards, at Chicago, 11/20/77 <i>Has never happened</i>
Matt Asiata, vs. Philadelphia, 12/15/13 <i>Adrian Peterson, at New Orleans, 1/24/10</i>	<b>3 TDs Rushing In A Game By A Player</b>	Steven Jackson, vs. St. Louis, 12/31/06 <i>Has never happened</i>
Greg Jennings, 163 yards, vs. Philadelphia, 12/15/13 <i>Bernard Berrian, 102 yards, at New Orleans, 1/24/10</i>	<b>100 Yards Receiving In A Game By A Player</b>	DeSean Jackson, 195 yards, vs. Philadelphia, 12/15/13 <i>Ike Hilliard, 155 yards, at N.Y. Giants, 1/14/01</i>
Sidney Rice, 201 yards, vs. Baltimore, 10/18/09 <i>Anthony Carter, 227 yards, at S.F., 1/9/88</i>	<b>200 Yards Receiving In A Game By A Player</b>	Alshon Jeffery, 249 yards, vs. Chicago, 12/1/13 <i>Has never happened</i>
Marcus Robinson (15, 15, 2), vs. Cleveland, 11/27/05 <i>Sidney Rice, (47, 16, 45), vs. Dallas, 1/17/10</i>	<b>3 TD Catches In A Game By A Player</b>	Jordan Cameron, 3, vs. Cleveland, 9/22/13 <i>Has never happened</i>
Matt Asiata, vs. Philadelphia, 12/15/13 (3 rushing) <i>Adrian Peterson, at New Orleans, 1/24/10 (3 rushing)</i>	<b>3 TD In A Game By A Player</b>	Marshawn Lynch, at Seattle, 11/17/13 (2 rushing, 1 receiving) <i>Mario Bates, vs. Arizona, 1/10/99 (3 rushing)</i>
Ahmad Rashad, vs. San Francisco, 9/2/79 (4 receiving) <i>Has never happened</i>	<b>4 TD In A Game By A Player</b>	Steven Jackson, vs. St. Louis, 12/31/06 (3 rushing, 1 rec.) <i>Has never happened</i>
Darren Sharper, at N.Y. Giants, 11/13/05 <i>Has never happened</i>	<b>3 INTs In A Game By A Player</b>	Deltha O'Neal, at Cincinnati, 9/18/05 <i>Has never happened</i>
Marcus Sherels, 86 yards, at N.Y. Giants, 10/21/13 <i>Anthony Carter, 84 yards, at New Orleans, 1/3/88</i>	<b>Punt Returned For A TD</b>	Micah Hyde, 93 yards, vs. Green Bay, 10/27/13 <i>Golden Richards, 63 yards, at Dallas, 12/30/73</i>
Cordarrelle Patterson, 109 yards, vs Green Bay, 10/27/13 <i>Has never happened</i>	<b>Kickoff Returned For A TD</b>	Jacoby Jones, 77 yards, at Baltimore, 12/8/13 <i>Tony Horne, 95 yards, at St. Louis, 1/16/00</i>
Everson Griffen, 29 yards, at St. Louis, 12/16/12 <i>Reggie Rutland, 27 yards, at San Francisco, 1/9/88</i>	<b>INT Returned For A TD</b>	Vincent Rey, 25 yards, at Cincinnati, 12/22/13 <i>Asante Samuel, 44 yards, vs. Philadelphia, 1/4/08</i>
Brian Robison, 61 yards, at Chicago 9/15/13 <i>Nate Wright, 20 yards, vs. St. Louis, 12/21/74</i>	<b>Fumble Returned For A TD</b>	Nick Hayden, Recovered in End Zone, at Dallas, 11/3/13 <i>Kevin Miniefield, 48 yards, vs. Chicago, 1/1/95</i>
Jim Kleinsasser, vs. Chicago, 1/1/06 <i>Scott Studwell, at L.A. Rams, 12/31/78</i>	<b>Punt Blocked</b>	Craig Steltz, at Chicago, 10/19/08 <i>Spencer Tillman, at San Francisco, 1/6/90</i>
Issiac Holt, recovered in end zone, vs. San Francisco, 10/12/86 (Blocked by Gerald Robinson) <i>Terry Brown, recovered in end zone, vs. Pittsburgh 1/12/75 (Blocked by Matt Blair)</i>	<b>Punt Blocked For TD</b>	Garrett Wolfe, 17 yds, at Chicago, 10/19/08 (Blocked by Craig Steltz) <i>Doug Rogers recovered blocked kick in end zone, vs. Atlanta, 1/9/83 (Blocked by Paul Davis)</i>
Mike Merriweather, vs. L.A. Rams, 11/5/89 <i>Has never happened</i>	<b>Punt Blocked For Safety</b>	Kevin Miniefield, vs. Chicago, 10/28/96 <i>Has never happened</i>
Willis McGahee tackled in end zone by Jared Allen vs. Denver, 12/4/11 <i>Ron Jaworski tackled in end zone by Doug Martin and Matt Blair, at Philadelphia, 1/3/81</i>	<b>Safety Recorded</b>	Donovan McNabb Sacked in End Zone by Stephen Paea at Chicago, 10/16/11 <i>Fran Tarkenton tackled in end zone, vs. Pittsburgh, 1/12/75</i>
Kevin Williams, at Chicago, 11/25/12 <i>Matt Blair, at Philadelphia, 1/3/81</i>	<b>Field Goal Blocked</b>	Julius Peppers, at Chicago, 11/25/12 <i>at Green Bay, 1/9/05</i>
Antoine Winfield, 59 yards, at New Orleans, 10/6/08 <i>Bobby Bryant, 90 yards, vs. L.A. Rams, 12/26/76</i>	<b>Blocked FG Returned For A TD</b>	Nate Clements, 59 yards, vs. San Francisco, 9/27/09 <i>Has never happened</i>
Blair Walsh, at Dallas, 11/3/13 <i>Chuck Nelson, at San Francisco, 1/1/89</i>	<b>PAT Missed (1 pt.)</b>	Jason Hanson (kick aborted), at Detroit, 12/19/04 <i>Mike Cofer, at San Francisco, 1/6/90</i>
Kevin Williams, at Seattle, 11/4/12 <i>Carl Eller, at Dallas, 1/1/78</i>	<b>PAT Blocked</b>	Remi Ayodele, at New Orleans, 9/9/10 <i>Has never happened</i>
Minnesota 50, Jacksonville 10, 12/20/98 <i>Has never happened</i>	<b>50 Points Scored In A Game</b>	San Francisco 51, Minnesota 7, 12/8/84 <i>Has never happened</i>
Minnesota 48, Philadelphia 30, vs. Philadelphia, 12/15/13 <i>Minnesota 41, Arizona 21, 1/10/99</i>	<b>40 Points Scored In A Game</b>	Cincinnati 41, Minnesota 14, at Cincinnati, 12/22/13 <i>N.Y. Giants 41, Minnesota 0, 1/14/01</i>
Minnesota 13, Detroit 0, 12/5/93 <i>Has never happened</i>	<b>Shutout Scored</b>	Green Bay 34, Minnesota 0, 11/11/07 <i>N.Y. Giants 41, Minnesota 0, 1/14/01</i>
Minnesota 23, Chicago 20, 12/1/13 <i>Has never happened</i>	<b>Overtime Victory</b>	Detroit 26, Minnesota 23, 9/25/11 <i>New Orleans 31, Minnesota 28, 1/24/10</i>
Adrian Peterson Rush, vs. Detroit, 11/11/12 <i>Lerov Hoard run. at St. Louis. 1/16/00</i>	<b>Two-Point Conversion</b>	Nick Foles pass to Riley Cooper, vs. Philadelphia, 12/15/13 <i>Has never happened</i>



## **UPDATED PLAYER BIOS**

- Includes Updated Career Statistics
- Updated Coach and Player Bios Not Included in Media Guide



# 2014 VIKINGS PLAYER BIOS



**#44 MATT ASIATA • RB**  
3rd Year Vikings/3rd Year NFL • Utah

## 2014 REGULAR SEASON HIGHLIGHTS

### CAREER NOTES

- Rushed for 3 TDs in his 1st career start, something that hasn't been done in the NFL since QB Daunte Culpepper (9/3/00) rushed for 3 TDs in his starting debut.
- Returned 2 kicks for 40 yards against Jacksonville (9/9/12) in the Week 1 win. Also caught 1 pass for 2 yards - his 1st NFL reception.
- Received his 1st 2 NFL carries on 10/7/12 vs. Tennessee. Picked up 8 yards on the 2 carries and added his 1st Special Teams tackle in the win.
- Made his NFL playoff debut on 1/5/13 at Green Bay. Did not record any stats in his appearance.

2014 GP/GS	Career GP/GS	Playoffs GP/GS
0/0	27/1	1/0

### Asiata's 2014 Season Highs

### Asiata's Career Highs

Receptions.....3.....vs. Philadelphia, 12/15/13  
 Receiving Yards..15.....vs. Philadelphia, 12/15/13  
 Long Reception....8.....vs. Philadelphia, 12/15/13  
 Rushes.....30.....vs. Philadelphia, 12/15/13  
 Rushing Yards..115.....vs. Detroit, 12/29/13  
 Long Rush.....39.....vs. Detroit, 12/29/13  
 Rushing TDs.....3.....vs. Philadelphia, 12/15/13  
 ST Tackles.....2.....at Houston, 12/23/12, at NY Giants, 10/21/13

### ASIATA'S SEASON AND CAREER STATS

RUSHING	No	Yds	Avg	Lg	TD
OPONENT					
at STL - 9/7	-	-	-	-	-
vs. NE - 9/14	-	-	-	-	-
at NO 9/21	-	-	-	-	-
vs. ATL 9/28	-	-	-	-	-
at GB - 10/2	-	-	-	-	-
vs. DET - 10/12	-	-	-	-	-
at BUF - 10/19	-	-	-	-	-
at TB 10/26	-	-	-	-	-
vs. WAS - 11/2	-	-	-	-	-
at CHI - 11/16	-	-	-	-	-
vs. GB - 11/23	-	-	-	-	-
vs. CAR - 11/30	-	-	-	-	-
vs. NYJ - 12/7	-	-	-	-	-
at DET - 12/14	-	-	-	-	-
at MIA - 12/21	-	-	-	-	-
vs. CHI - 12/28	-	-	-	-	-
<b>2014 TOTALS</b>	<b>0</b>	<b>0</b>	<b>0</b>	<b>0</b>	<b>0</b>
<b>CAREER</b>	<b>47</b>	<b>175</b>	<b>3.7</b>	<b>39</b>	<b>3</b>

**#55 ANTHONY BARR • LB**  
Rookie • UCLA

## 2014 REGULAR SEASON HIGHLIGHTS

### CAREER NOTES

- Selected #9 overall in the the 2014 NFL Draft, the second LB selected
- The 2nd-highest drafted LB in Vikings history, behind only Chris Doleman at #4 in 1985.
- The 1st player drafted in Mike Zimmer's tenure as Vikings head coach.
- Joins Fred McNeill (#17, 1974) as the only other Vikings 1st-round pick from UCLA.
- The first of seven defensive selections taken by the Vikings in the 2014 Draft.

2014 GP/GS	Career GP/GS	Playoffs GP/GS
0/0	0/0	0/0

### Barr's 2014 Season/Career Highs

DEFENSE	U	A	T	TFL	SK	QH	FF	FR	INT	PD
OPONENT										
at STL - 9/7	-	-	-	-	-	-	-	-	-	-
vs. NE - 9/14	-	-	-	-	-	-	-	-	-	-
at NO 9/21	-	-	-	-	-	-	-	-	-	-
vs. ATL 9/28	-	-	-	-	-	-	-	-	-	-
at GB - 10/2	-	-	-	-	-	-	-	-	-	-
vs. DET - 10/12	-	-	-	-	-	-	-	-	-	-
at BUF - 10/19	-	-	-	-	-	-	-	-	-	-
at TB 10/26	-	-	-	-	-	-	-	-	-	-
vs. WAS - 11/2	-	-	-	-	-	-	-	-	-	-
at CHI - 11/16	-	-	-	-	-	-	-	-	-	-
vs. GB - 11/23	-	-	-	-	-	-	-	-	-	-
vs. CAR - 11/30	-	-	-	-	-	-	-	-	-	-
vs. NYJ - 12/7	-	-	-	-	-	-	-	-	-	-
at DET - 12/14	-	-	-	-	-	-	-	-	-	-
at MIA - 12/21	-	-	-	-	-	-	-	-	-	-
vs. CHI - 12/28	-	-	-	-	-	-	-	-	-	-
<b>2014 TOTALS</b>	<b>0</b>	<b>0</b>	<b>0</b>	<b>0.0</b>	<b>0.0</b>	<b>0</b>	<b>0</b>	<b>0</b>	<b>0</b>	<b>0</b>
<b>CAREER</b>	<b>0</b>	<b>0</b>	<b>0</b>	<b>0</b>	<b>0</b>	<b>0</b>	<b>0</b>	<b>0</b>	<b>0</b>	<b>0</b>

# 2014 VIKINGS PLAYER BIOS



## #61 JOE BERGER • C 4th Year Vikings/10th Year NFL • Michigan Tech

### 2014 REGULAR SEASON HIGHLIGHTS

#### CAREER NOTES

- Joined the NFL as a 6th round (#183) draft pick of the Carolina Panthers in 2005.
- Signed by the Vikings on 9/12/11. 9th year veteran has spent time with Carolina, Dallas and Miami.
- Appeared in all 16 games in 2012 and 2013 with the Vikings. It was just the 2nd and 3rd times in Berger's career (2009-Miami) where he appeared in all 16 games.
- Made his NFL playoff debut on 1/5/13 in Green Bay for the Wild Card matchup.

<b>2014 GP/GS</b>	<b>Career GP/GS</b>	<b>Playoffs GP/GS</b>
0/0	87/19 (8/0-Dal; 34/20-Mia; 45/9-MIN)	1/0-MIN

## #36 ROBERT BLANTON • S 3rd Year Vikings/3rd Year NFL • Notre Dame

### 2014 REGULAR SEASON HIGHLIGHTS

#### CAREER NOTES

- Led the team in 2013 with 19 special teams tackles.
- Set a career-high in tackles with 14 (12 solo) vs. Detroit (12/29/13) in the final game of the Metrodome.
- Made his NFL playoff debut on 1/5/13 at Green Bay and recorded 1 special teams tackle.
- Selected #139 overall in the 2012 draft out of Notre Dame. 1st NFL game on 9/9/12 vs. Jacksonville.

<b>2014 GP/GS</b>	<b>Career GP/GS</b>	<b>Playoffs GP/GS</b>
0/0	29/3	1/0

#### Blanton's 2014 Season Highs

#### Blanton's Career Highs

Tackles..... 14 .....vs. Detroit, 12/29/13  
 Solo Tackles ..... 12 .....vs. Detroit, 12/29/13  
 Tackles For Loss... 1 .....vs. Tennessee, 10/7/12, vs. Detroit, 12/29/13  
 Passes Defensed . 2 .....at Green Bay, 11/24/13, at Baltimore, 12/8/13  
 ST Tackles ..... 3 .....at Chicago, 9/15/13

#### BLANTON'S SEASON AND CAREER STATS

##### SPECIAL TEAMS

OPONENT	U	A	T	FF	FR	BK
at STL - 9/7	-	-	-	-	-	-
vs. NE - 9/14	-	-	-	-	-	-
at NO 9/21	-	-	-	-	-	-
vs. ATL 9/28	-	-	-	-	-	-
at GB - 10/2	-	-	-	-	-	-
vs. DET - 10/12	-	-	-	-	-	-
at BUF - 10/19	-	-	-	-	-	-
at TB 10/26	-	-	-	-	-	-
vs. WAS - 11/2	-	-	-	-	-	-
at CHI - 11/16	-	-	-	-	-	-
vs. GB - 11/23	-	-	-	-	-	-
vs. CAR - 11/30	-	-	-	-	-	-
vs. NYJ - 12/7	-	-	-	-	-	-
at DET - 12/14	-	-	-	-	-	-
at MIA - 12/21	-	-	-	-	-	-
vs. CHI - 12/28	-	-	-	-	-	-
<b>2014 TOTALS</b>	<b>0</b>	<b>0</b>	<b>0</b>	<b>0</b>	<b>0</b>	<b>0</b>

##### DEFENSE

OPONENT	U	A	T	TFL	SK	QH	FF	FR	INT	PD
at STL - 9/7	-	-	-	-	-	-	-	-	-	-
vs. NE - 9/14	-	-	-	-	-	-	-	-	-	-
at NO 9/21	-	-	-	-	-	-	-	-	-	-
vs. ATL 9/28	-	-	-	-	-	-	-	-	-	-
at GB - 10/2	-	-	-	-	-	-	-	-	-	-
vs. DET - 10/12	-	-	-	-	-	-	-	-	-	-
at BUF - 10/19	-	-	-	-	-	-	-	-	-	-
at TB 10/26	-	-	-	-	-	-	-	-	-	-
vs. WAS - 11/2	-	-	-	-	-	-	-	-	-	-
at CHI - 11/16	-	-	-	-	-	-	-	-	-	-
vs. GB - 11/23	-	-	-	-	-	-	-	-	-	-
vs. CAR - 11/30	-	-	-	-	-	-	-	-	-	-
vs. NYJ - 12/7	-	-	-	-	-	-	-	-	-	-
at DET - 12/14	-	-	-	-	-	-	-	-	-	-
at MIA - 12/21	-	-	-	-	-	-	-	-	-	-
vs. CHI - 12/28	-	-	-	-	-	-	-	-	-	-
<b>2014 TOTALS</b>	<b>0</b>	<b>0</b>	<b>0</b>	<b>0.0</b>	<b>0.0</b>	<b>0</b>	<b>0</b>	<b>0</b>	<b>0</b>	<b>0</b>
<b>CAREER</b>	<b>44</b>	<b>20</b>	<b>64</b>	<b>3</b>	<b>0</b>	<b>0</b>	<b>0</b>	<b>0</b>	<b>0</b>	<b>7</b>

# 2014 VIKINGS PLAYER BIOS



**#5 TEDDY BRIDGEWATER • QB**  
Rookie • Louisville

**2014 REGULAR SEASON HIGHLIGHTS**

**CAREER NOTES**

- Drafted #32 overall in 2014 after a trade with Seattle.
- The 4th QB the Vikings have drafted in the 1st round in franchise history.
- Is the 1st Louisville player the Vikings have drafted in the 1st round.
- Was the 3rd QB selected in 2014 NFL Draft behind Blake Bortles (#3, Jacksonville) and Johnny Manziel (#22, Cleveland).
- The 1st offensive Louisville player drafted in 1st round since C Eric Wood went to Buffalo in 2009.
- One of three Louisville players selected in the first round in 2014 (S Calvin Pryor and LB Marcus Smith).

2014 GP/GS	Career GP/GS	Playoffs GP/GS
0/0	0/0	0/0

**#54 JASPER BRINKLEY • LB**  
5th Year Vikings/6th Year NFL • South Carolina

**2014 REGULAR SEASON HIGHLIGHTS**

**CAREER NOTES**

- Returns to Minnesota in 2014 after spending 2014 with Arizona, signing as a free agent.
- Was Vikings full-time LB in 2012 when team set a franchise record for biggest improvement, going from 3-13 in 2011 to 10-6 and earning a playoff berth in 2012.
- Rebounded from season-ending injury during preseason 2011, spending entire season on injured reserve.
- Took over as starter as E.J. Henderson was injured for the final 4 games of the regular season and saw significant playing time in both playoff games in 2009.
- Recorded a career-high 13 tackles three times during the 2012 season.

2014 GP/GS	Career GP/GS	Playoffs GP/GS
0/0	63/22 (48/19-MIN; 15/3-ARI)	3/0-MIN

**Brinkley's 2014 Season Highs**

**Brinkley's Career Highs**

Tackles..... 13 .....at Detroit, 9/30/12; at Chicago, 11/25/12; vs. Chicago, 12/9/12  
Solo Tackles ..... 10 .....at Chicago, 11/25/12; vs. Chicago, 12/9/12  
Passes Defensed. 3 .....vs. Chicago, 12/9/12  
Forced Fumbles... 1 .....3 times, last at Houston 12/23/12  
ST Tackles ..... 3 .....vs Baltimore, 10/18/09; vs. Dallas, 10/17/10

DEFENSE OPPONENT	U	A	T	TFL	SK	QH	FF	FR	INT	PD
at STL - 9/7	-	-	-	-	-	-	-	-	-	-
vs. NE - 9/14	-	-	-	-	-	-	-	-	-	-
at NO 9/21	-	-	-	-	-	-	-	-	-	-
vs. ATL 9/28	-	-	-	-	-	-	-	-	-	-
at GB - 10/2	-	-	-	-	-	-	-	-	-	-
vs. DET - 10/12	-	-	-	-	-	-	-	-	-	-
at BUF - 10/19	-	-	-	-	-	-	-	-	-	-
at TB 10/26	-	-	-	-	-	-	-	-	-	-
vs. WAS - 11/2	-	-	-	-	-	-	-	-	-	-
at CHI - 11/16	-	-	-	-	-	-	-	-	-	-
vs. GB - 11/23	-	-	-	-	-	-	-	-	-	-
vs. CAR - 11/30	-	-	-	-	-	-	-	-	-	-
vs. NYJ - 12/7	-	-	-	-	-	-	-	-	-	-
at DET - 12/14	-	-	-	-	-	-	-	-	-	-
at MIA - 12/21	-	-	-	-	-	-	-	-	-	-
vs. CHI - 12/28	-	-	-	-	-	-	-	-	-	-
2014 TOTALS	0	0	0	0.0	0.0	0	0	0	0	0
CAREER	126	59	185	3	0.0	4	3	0	0	5

# 2014 VIKINGS PLAYER BIOS



## #16 MATT CASSEL • QB

2nd Year Vikings/10th Year NFL • Southern California

### 2014 REGULAR SEASON HIGHLIGHTS

#### CAREER NOTES

- Joined Minnesota as a free agent in the 2013 offseason. Spent 4 seasons (05-08) in New England and Kansas City (09-12).
- Set a franchise record by scoring the most offensive points (48) in Metrodome history on 12/15/13 versus Philadelphia.
- Earned Pro Bowl honors in 2010 with the Chiefs. Set a career-high with 27 TD passes on the way to winning the AFC West, KC's first division title since '03.
- Has led 11 career comeback wins when tied or trailing in the 4th quarter of games
- Thrown for 300+ yards in 8 games and 400+ in 3 games.
- Replaced Tom Brady in 2008 after a Week 1 knee injury. Cassel led the Patriots to a 10-5 mark as the starting QB.
- Part of the 2007 Patriots squad that went undefeated in regular season play and advanced to Super Bowl XLII against the New York Giants.

2014 GP/GS	Career GP/GS	Playoffs GP/GS
0/0	87/68 (9/6-MIN, 48/47-KC, 30/15-NE)	1/1 (KC)

#### Cassel's Career Highs

Attempts .....53 .....at Denver, 11/14/10  
 Completions.....33 .....at Denver, 11/14/10  
 Passing Yards...469 .....at Denver, 11/14/10  
 Long Pass.....79t .....at Baltimore, 12/8/13  
 QB Rating.....138.9 .....at Indianapolis, 10/9/11  
 Passing TDs .....4 .....4 times, last at Indianapolis, 10/9/11  
 Interceptions.....4 .....vs. Buffalo, 12/13/09  
 Rushing Attempts .9 .....vs. Buffalo, 11/9/08; vs. Miami, 11/6/11  
 Rushing Yards .....62 .....vs. NY Jets, 11/13/08  
 Long Rush .....23 .....at Seattle, 11/28/10  
 Rushing TDs.....1 .....4 times, last vs. Arizona, 9/9/12

#### CASSEL'S SEASON AND CAREER STATS

PASSING	Att	Comp	Yds	Pct.	TD	INT	Lng	Sack	Lost	Rating
OPPONENT										
at STL - 9/7	-	-	-	-	-	-	-	-	-	-
vs. NE - 9/14	-	-	-	-	-	-	-	-	-	-
at NO 9/21	-	-	-	-	-	-	-	-	-	-
vs. ATL 9/28	-	-	-	-	-	-	-	-	-	-
at GB - 10/2	-	-	-	-	-	-	-	-	-	-
vs. DET - 10/12	-	-	-	-	-	-	-	-	-	-
at BUF - 10/19	-	-	-	-	-	-	-	-	-	-
at TB 10/26	-	-	-	-	-	-	-	-	-	-
vs. WAS - 11/2	-	-	-	-	-	-	-	-	-	-
at CHI - 11/16	-	-	-	-	-	-	-	-	-	-
vs. GB - 11/23	-	-	-	-	-	-	-	-	-	-
vs. CAR - 11/30	-	-	-	-	-	-	-	-	-	-
vs. NYJ - 12/7	-	-	-	-	-	-	-	-	-	-
at DET - 12/14	-	-	-	-	-	-	-	-	-	-
at MIA - 12/21	-	-	-	-	-	-	-	-	-	-
vs. CHI - 12/28	-	-	-	-	-	-	-	-	-	-
<b>2014 TOTALS</b>	<b>0</b>	<b>0</b>	<b>0</b>	<b>0.0</b>	<b>0</b>	<b>0</b>	<b>0</b>	<b>0</b>	<b>0</b>	<b>0.0</b>
<b>CAREER</b>	<b>2,298</b>	<b>1,356</b>	<b>15,302</b>	<b>59.0%</b>	<b>93</b>	<b>66</b>	<b>79t</b>	<b>176</b>	<b>966</b>	<b>80.5</b>

## #57 AUDIE COLE • LB

3rd Year Vikings/3rd Year NFL • NC State

### 2014 REGULAR SEASON HIGHLIGHTS

#### CAREER NOTES

- Made his NFL debut on 9/23/12 vs. San Francisco.
- Started his 1st NFL game at MLB on 11/24/13 at Green Bay.
- Notched his 1st NFL sack on 11/24/13 when taking down QB Scott Tolzien in GB.
- Appeared in his first playoff game vs. Green Bay on 1/5/13.
- Selected #210 overall in 2012 by the Vikings.
- Becomes the 8th LB chosen in the 7th round by the Vikings all-time.
- First North Carolina State LB ever drafted by the Vikings.
- Returned 2 INTs for TD against Buffalo (8/17/12) during Week 2 of the preseason.

2014 GP/GS	Career GP/GS	Playoffs GP/GS
0/0	18/5	1/0

#### Cole's 2014 Season Highs

#### Cole's Career Highs

ST Tackles .....1 .....at Detroit, 9/8/13, vs. Green Bay, 10/27/13, at Seattle, 11/17/13  
 Tackles.....18 .....at Green Bay, 11/24/13  
 Solo Tackles .....13 .....at Green Bay, 11/24/13  
 Sacks.....1 .....at Green Bay, 11/24/13  
 Tackles For Loss...2 .....at Green Bay, 11/24/13  
 QB Pressures .....5 .....at Green Bay, 11/24/13  
 Forced Fumble .....1 .....vs. Chicago, 12/1/13  
 Passes Defensed .2 .....vs. Chicago, 12/1/13

#### COLE'S SEASON SPECIAL TEAMS STATS

OPPONENT	U	A	T	FF	FR	BK				
at STL - 9/7	-	-	-	-	-	-				
vs. NE - 9/14	-	-	-	-	-	-				
at NO 9/21	-	-	-	-	-	-				
vs. ATL 9/28	-	-	-	-	-	-				
at GB - 10/2	-	-	-	-	-	-				
vs. DET - 10/12	-	-	-	-	-	-				
at BUF - 10/19	-	-	-	-	-	-				
at TB 10/26	-	-	-	-	-	-				
vs. WAS - 11/2	-	-	-	-	-	-				
at CHI - 11/16	-	-	-	-	-	-				
vs. GB - 11/23	-	-	-	-	-	-				
vs. CAR - 11/30	-	-	-	-	-	-				
vs. NYJ - 12/7	-	-	-	-	-	-				
at DET - 12/14	-	-	-	-	-	-				
at MIA - 12/21	-	-	-	-	-	-				
vs. CHI - 12/28	-	-	-	-	-	-				
<b>2014 TOTALS</b>	<b>0</b>	<b>0</b>	<b>0</b>	<b>0</b>	<b>0</b>	<b>0</b>				
OPPONENT	U	A	T	TFL	SK	QH	FF	FR	INT	PD
at STL - 9/7	-	-	-	-	-	-	-	-	-	-
vs. NE - 9/14	-	-	-	-	-	-	-	-	-	-
at NO 9/21	-	-	-	-	-	-	-	-	-	-
vs. ATL 9/28	-	-	-	-	-	-	-	-	-	-
at GB - 10/2	-	-	-	-	-	-	-	-	-	-
vs. DET - 10/12	-	-	-	-	-	-	-	-	-	-
at BUF - 10/19	-	-	-	-	-	-	-	-	-	-
at TB 10/26	-	-	-	-	-	-	-	-	-	-
vs. WAS - 11/2	-	-	-	-	-	-	-	-	-	-
at CHI - 11/16	-	-	-	-	-	-	-	-	-	-
vs. GB - 11/23	-	-	-	-	-	-	-	-	-	-
vs. CAR - 11/30	-	-	-	-	-	-	-	-	-	-
vs. NYJ - 12/7	-	-	-	-	-	-	-	-	-	-
at DET - 12/14	-	-	-	-	-	-	-	-	-	-
at MIA - 12/21	-	-	-	-	-	-	-	-	-	-
vs. CHI - 12/28	-	-	-	-	-	-	-	-	-	-
<b>2014 TOTALS</b>	<b>0</b>	<b>0</b>	<b>0</b>	<b>0.0</b>	<b>0.0</b>	<b>0</b>	<b>0</b>	<b>0</b>	<b>0</b>	<b>0</b>
<b>CAREER</b>	<b>33</b>	<b>16</b>	<b>49</b>	<b>3</b>	<b>1</b>	<b>6</b>	<b>1</b>	<b>0</b>	<b>0</b>	<b>3</b>

# 2014 VIKINGS PLAYER BIOS



**#95 SCOTT CRICHTON • DE**  
Rookie • Oregon State

## 2014 REGULAR SEASON HIGHLIGHTS

### CAREER NOTES

- Part of 3 of the Vikings opening 4 draft picks in 2014 coming from the Pac-12.
- The 1st Oregon State player taken by the Vikings since 1967 when WR Bob Grim was taken in the 2nd round.
- Was 1 of 2 OSU players drafted in 2014, joining 1st-round WR Brandin Cooks.

2014 GP/GS	Career GP/GS	Playoffs GP/GS
0/0	0/0	0/0

Crichton's 2014 Season/Career Highs

### CRICHTON'S SEASON AND CAREER DEFENSIVE STATS

OPPONENT	U	A	T	TFL	SK	QH	FF	FR	INT	PD
at STL - 9/7	-	-	-	-	-	-	-	-	-	-
vs. NE - 9/14	-	-	-	-	-	-	-	-	-	-
at NO 9/21	-	-	-	-	-	-	-	-	-	-
vs. ATL 9/28	-	-	-	-	-	-	-	-	-	-
at GB - 10/2	-	-	-	-	-	-	-	-	-	-
vs. DET - 10/12	-	-	-	-	-	-	-	-	-	-
at BUF - 10/19	-	-	-	-	-	-	-	-	-	-
at TB 10/26	-	-	-	-	-	-	-	-	-	-
vs. WAS - 11/2	-	-	-	-	-	-	-	-	-	-
at CHI - 11/16	-	-	-	-	-	-	-	-	-	-
vs. GB - 11/23	-	-	-	-	-	-	-	-	-	-
vs. CAR - 11/30	-	-	-	-	-	-	-	-	-	-
vs. NYJ - 12/7	-	-	-	-	-	-	-	-	-	-
at DET - 12/14	-	-	-	-	-	-	-	-	-	-
at MIA - 12/21	-	-	-	-	-	-	-	-	-	-
vs. CHI - 12/28	-	-	-	-	-	-	-	-	-	-
<b>2014 TOTALS</b>	<b>0</b>	<b>0</b>	<b>0</b>	<b>0.0</b>	<b>0.0</b>	<b>0</b>	<b>0</b>	<b>0</b>	<b>0</b>	<b>0</b>
<b>CAREER</b>	<b>0</b>	<b>0</b>	<b>0</b>	<b>0.0</b>	<b>0.0</b>	<b>0</b>	<b>0</b>	<b>0</b>	<b>0</b>	<b>0</b>

**#62 VLADIMIR DUCASSE • G**  
1st Year Vikings/5th Year NFL • Massachusetts

## 2014 REGULAR SEASON HIGHLIGHTS

### CAREER NOTES

- Former 2nd-round pick by the NY Jets in 2010.
- Has played in all 48 games over the past 3 seasons.
- Started career-best 4 games in 2013, totaling 5 in his career.
- Part of Jets team that advanced to the AFC Championship game against Pittsburgh as a rookie.
- Started 1st career game vs. Kansas City (12/11/11) when team opened with an extra lineman.

2014 GP/GS	Career GP/GS	Playoffs GP/GS
0/0	50/5-NYJ	1/0-NYJ

# 2014 VIKINGS PLAYER BIOS



## #85 RHETT ELLISON • TE

3rd Year Vikings/3rd Year NFL • Southern California

### 2014 REGULAR SEASON HIGHLIGHTS

#### CAREER NOTES

- Appeared in all 16 games in 2012, making 7 starts. Played a major role in the Vikings run game and pass protection.
- Finished the season with 13 special teams tackles which ranked 3rd.
- Recorded 7 receptions for 65 yards during the 2012 season.
- Made his NFL playoff debut on 1/5/13 at Green Bay.
- Joins former USC teammate Matt Kalil in 2012 Vikings draft class.
- Following his father, Riki, as an NFL player. Riki was a 2-time Super Bowl winner and a 10-year veteran LB with San Francisco and LA Raiders.

2014 GP/GS	Career GP/GS	Playoffs GP/GS
0/0	27/13	1/0

#### Ellison's 2014 Season Highs

#### Ellison's Career Highs

ST Tackles ..... 2 ..... 5 times; most recently, vs Green Bay, 12/30/12  
 Forced Fumble ..... 1 ..... vs Arizona, 10/21/12  
 Receptions ..... 2 ..... vs Tennessee, 10/7/12, at Green Bay, 11/24/13, at Cincinnati, 12/22/13  
 Receiving Yards..35 ..... vs Tennessee, 10/7/12  
 Long Reception ..29 ..... vs Tennessee, 10/7/12  
 TD Reception ..... 1 ..... at Green Bay, 11/24/13

#### ELLISON'S SEASON AND CAREER RECEIVING STATS

OPPONENT	No	Yds	Avg	Lg	TD
at STL - 9/7	-	-	-	-	-
vs. NE - 9/14	-	-	-	-	-
at NO 9/21	-	-	-	-	-
vs. ATL 9/28	-	-	-	-	-
at GB - 10/2	-	-	-	-	-
vs. DET - 10/12	-	-	-	-	-
at BUF - 10/19	-	-	-	-	-
at TB 10/26	-	-	-	-	-
vs. WAS - 11/2	-	-	-	-	-
at CHI - 11/16	-	-	-	-	-
vs. GB - 11/23	-	-	-	-	-
vs. CAR - 11/30	-	-	-	-	-
vs. NYJ - 12/7	-	-	-	-	-
at DET - 12/14	-	-	-	-	-
at MIA - 12/21	-	-	-	-	-
vs. CHI - 12/28	-	-	-	-	-
<b>2014 TOTALS</b>	<b>0</b>	<b>0</b>	<b>0</b>	<b>0</b>	<b>0</b>
<b>CAREER</b>	<b>12</b>	<b>126</b>	<b>10.5</b>	<b>29</b>	<b>1</b>

## #32 ANTONE EXUM, JR. • S

Rookie • Virginia Tech

### 2014 REGULAR SEASON HIGHLIGHTS

#### CAREER NOTES

- The first S drafted by the Vikings since the club selected Harrison Smith 29th overall in 2012.
- The highest selection of 3 DBs picked in the Vikings 2014 draft class.
- Became the 1st Vikings draft pick from Virginia Tech since DT Chad Beasley was selected in the 7th round in 2002.

2014 GP/GS	Career GP/GS	Playoffs GP/GS
0/0	0/0	0/0

#### Exum's Career/2014 Season Highs

#### EXUM'S SEASON AND CAREER DEFENSIVE STATS

OPPONENT	U	A	T	TFL	SK	QH	FF	FR	INT	PD
at STL - 9/7	-	-	-	-	-	-	-	-	-	-
vs. NE - 9/14	-	-	-	-	-	-	-	-	-	-
at NO 9/21	-	-	-	-	-	-	-	-	-	-
vs. ATL 9/28	-	-	-	-	-	-	-	-	-	-
at GB - 10/2	-	-	-	-	-	-	-	-	-	-
vs. DET - 10/12	-	-	-	-	-	-	-	-	-	-
at BUF - 10/19	-	-	-	-	-	-	-	-	-	-
at TB 10/26	-	-	-	-	-	-	-	-	-	-
vs. WAS - 11/2	-	-	-	-	-	-	-	-	-	-
at CHI - 11/16	-	-	-	-	-	-	-	-	-	-
vs. GB - 11/23	-	-	-	-	-	-	-	-	-	-
vs. CAR - 11/30	-	-	-	-	-	-	-	-	-	-
vs. NYJ - 12/7	-	-	-	-	-	-	-	-	-	-
at DET - 12/14	-	-	-	-	-	-	-	-	-	-
at MIA - 12/21	-	-	-	-	-	-	-	-	-	-
vs. CHI - 12/28	-	-	-	-	-	-	-	-	-	-
<b>2014 TOTALS</b>	<b>0</b>	<b>0</b>	<b>0</b>	<b>0.0</b>	<b>0.0</b>	<b>0</b>	<b>0</b>	<b>0</b>	<b>0</b>	<b>0</b>
<b>CAREER</b>	<b>0</b>	<b>0</b>	<b>0</b>	<b>0.0</b>	<b>0.0</b>	<b>0</b>	<b>0</b>	<b>0</b>	<b>0</b>	<b>0</b>

#### EXUM'S SEASON SPECIAL TEAMS STATS

OPPONENT	U	A	T	FF	FR	BK
at STL - 9/7	-	-	-	-	-	-
vs. NE - 9/14	-	-	-	-	-	-
at NO 9/21	-	-	-	-	-	-
vs. ATL 9/28	-	-	-	-	-	-
at GB - 10/2	-	-	-	-	-	-
vs. DET - 10/12	-	-	-	-	-	-
at BUF - 10/19	-	-	-	-	-	-
at TB 10/26	-	-	-	-	-	-
vs. WAS - 11/2	-	-	-	-	-	-
at CHI - 11/16	-	-	-	-	-	-
vs. GB - 11/23	-	-	-	-	-	-
vs. CAR - 11/30	-	-	-	-	-	-
vs. NYJ - 12/7	-	-	-	-	-	-
at DET - 12/14	-	-	-	-	-	-
at MIA - 12/21	-	-	-	-	-	-
vs. CHI - 12/28	-	-	-	-	-	-
<b>2014 TOTALS</b>	<b>0</b>	<b>0</b>	<b>0</b>	<b>0</b>	<b>0</b>	<b>0</b>

# 2014 VIKINGS PLAYER BIOS



**#42 JEROME FELTON • FB**  
3rd Year Vikings/7th Year NFL • Furman

**2014 REGULAR SEASON HIGHLIGHTS**

**CAREER NOTES**

- Named 2nd Team All-Pro following the 2012 season with Minnesota.
- Earned 1st trip to Pro Bowl, named the starting FB. Only 3rd Vikings FB to make Pro Bowl roster (T. Richardson, B. Brown). Scored a receiving TD in the Pro Bowl.
- Helped RB Adrian Peterson earn MVP honors and rush for the 2nd highest total in NFL history with 2,097 yards. Felton appeared in all 16 games, making 7 starts. Peterson eclipsed the 100+ yard rushing mark 10 times in '12, matching his own team record.
- Made his playoff debut on 1/5/13 at Green Bay.
- Served as regular FB for Detroit from 2008-10 and played with Carolina and Indianapolis in 2011.
- Originally joined the NFL as a 5th-round (#146) draft pick by Detroit in 2008.

2014 GP/GS	Career GP/GS	Playoffs GP/GS
0/0	85/35 (42/16-Det, 9/1-Car, 5/2-Ind, 29/16-Min)	1/1 (1/1 MIN)

**Felton's 2014 Season Highs**

**Felton's Career Highs**

Rushes .....6 .....vs. Green Bay, 12/12/10  
 Rushing Yards .....15 .....vs. Green Bay, 12/12/10  
 Long Rush .....10 .....at Chicago, 10/4/09  
 Receptions.....3 .....at Chicago, 10/4/09, vs Pittsburgh, 10/11/09  
 Receiving Yards..37 .....vs Pittsburgh, 10/11/09  
 Long Reception ..27 .....vs Pittsburgh, 10/11/09

**FELTON'S SEASON AND CAREER RECEIVING STATS**

RECEIVING OPPONENT	No	Yds	Avg	Lg	TD
at STL - 9/7	-	-	-	-	-
vs. NE - 9/14	-	-	-	-	-
at NO 9/21	-	-	-	-	-
vs. ATL 9/28	-	-	-	-	-
at GB - 10/2	-	-	-	-	-
vs. DET - 10/12	-	-	-	-	-
at BUF - 10/19	-	-	-	-	-
at TB 10/26	-	-	-	-	-
vs. WAS - 11/2	-	-	-	-	-
at CHI - 11/16	-	-	-	-	-
vs. GB - 11/23	-	-	-	-	-
vs. CAR - 11/30	-	-	-	-	-
vs. NYJ - 12/7	-	-	-	-	-
at DET - 12/14	-	-	-	-	-
at MIA - 12/21	-	-	-	-	-
vs. CHI - 12/28	-	-	-	-	-
<b>2014 TOTALS</b>	<b>0</b>	<b>0</b>	<b>0</b>	<b>0</b>	<b>0</b>
<b>CAREER</b>	<b>43</b>	<b>352</b>	<b>8.2</b>	<b>27</b>	<b>0</b>

**#73 SHARRIF FLOYD • DT**  
2nd Year Vikings/2nd Year NFL • Florida

**2014 REGULAR SEASON HIGHLIGHTS**

**CAREER NOTES**

- Made his NFL debut on 9/8/13 at Detroit.
- Selected #23 overall, the 3rd DT selected overall.
- Is the 1st DT selected by the Vikings in the 1st round since 2003 when the club drafted Kevin Williams 9th overall.
- Was 1 of 8 Gators selected in the 2013 NFL Draft.
- The 1st of 3 players drafted by the Vikings in the 1st round, marking only the second time in team history the team had 3 picks in the 1st round and the 1st time for an NFL team since St. Louis did it in 2001.

2014 GP/GS	Career GP/GS	Playoffs GP/GS
0/0	16/1	0/0

**Floyd's 2014 Season Highs**

**Floyd's Career Highs**

Tackles.....4 .....at Baltimore, 12/8/13  
 Solo Tackles .....3 .....at Baltimore, 12/8/13  
 Sacks.....1 .....vs. Carolina, 10/13/13, vs. Chicago, 12/1/13  
 Tackle For Loss ...2 .....vs. Chicago, 12/1/13  
 Passes Defensed .1 .....4 times; most recently at Cincinnati, 12/22/13  
 QB Pressures .....2 .....at Baltimore, 12/8/13  
 Kick Returns .....1 .....at NY Giants, 10/21/13  
 Long Kick Return..9 .....at NY Giants, 10/21/13

**FLOYD'S SEASON AND CAREER DEFENSIVE STATS**

OPPONENT	U	A	T	TFL	SK	QH	FF	FR	INT	PD
at DET - 9/8	0	0	0	0.0	0.0	0	0	0	0	1
at CHI - 9/15	1	1	2	0.0	0.0	0	0	0	0	0
vs. CLE - 9/22	1	0	1	1.0	0.0	1	0	0	0	1
vs. PIT - 9/29	0	1	1	0.5	0.5	1	0	0	0	1
vs. CAR - 10/13	2	1	3	1.0	1.0	1	0	0	0	0
at NYG - 10/21	1	1	2	1.0	0.0	0	0	0	0	0
vs. GB - 10/27	1	0	1	0.0	0.0	0	0	0	0	0
at DAL - 11/3	0	1	1	0.0	0.0	1	0	0	0	0
vs. WAS - 11/7	1	2	3	0.0	0.0	0	0	0	0	0
at SEA - 11/17	1	1	2	0.0	0.0	0	0	0	0	0
at GB - 11/24	2	0	2	0.0	0.0	0	0	0	0	0
vs. CHI - 12/1	2	1	3	2.0	1.0	1	0	0	0	0
at BAL - 12/8	3	1	4	1.0	0.0	2	0	0	0	0
vs. PHI - 12/15	0	0	0	0.0	0.0	0	0	0	0	0
at CIN - 12/22	1	1	2	0.0	0.0	0	0	0	0	1
vs. DET - 12/29	1	1	2	1.0	0.0	0	0	0	0	0
<b>2013 TOTALS</b>	<b>17</b>	<b>12</b>	<b>29</b>	<b>7.5</b>	<b>2.5</b>	<b>7</b>	<b>0</b>	<b>0</b>	<b>0</b>	<b>4</b>
<b>CAREER</b>	<b>17</b>	<b>12</b>	<b>29</b>	<b>7.5</b>	<b>3</b>	<b>7</b>	<b>0</b>	<b>0</b>	<b>0</b>	<b>4</b>

# 2014 VIKINGS PLAYER BIOS



## #63 BRANDON FUSCO • G

4th Year Vikings/4th Year NFL • Slippery Rock

### 2014 REGULAR SEASON HIGHLIGHTS

#### CAREER NOTES

- Part of Vikings o-line in 2012 that started all 16 games as a unit, paving the way for Adrian Peterson to earn NFL MVP honors and rush for 2,097 yards, the 2nd-best performance in NFL history.
- In his 2nd season as a full-time starter, 2013 is the 2nd consecutive year where Fusco blocked for a 1,000+ yard rusher while also recording 10+ rushing TDs... Adrian Peterson: 2012 - 2,097 yards, 12 TDs; 2013 - 1,266 yards, 10 TDs.
- Became the 5th overall player and the highest-drafted player selected from Slippery Rock at #172 overall.
- Was the 1st SRU player to earn an invite to the Senior Bowl and to the annual Scouting Combine.

**2014 GP/GS**  
0/0

**Career GP/GS**  
34/31

**Playoffs GP/GS**  
1/1

## #87 MARQUEIS GRAY • TE

1st Year Vikings/2nd Year NFL • Minnesota

### 2014 REGULAR SEASON HIGHLIGHTS

#### CAREER NOTES

- Returns to Minnesota and rejoins Offensive Coordinator Norv Turner, who served as Cleveland's offensive coordinator in 2013.
- Recorded 2 catches for 8 yards in 12 games.
- Rushed 6 times gaining 43 yards during his rookie campaign.
- Signed as an undrafted free agent with the 49ers following the 2013 NFL Draft (5/7/13) before being released during the final roster cuts (8/31/13). Claimed off of waivers

**2014 GP/GS**  
0/0

**Career GP/GS**  
12/0-CLE

**Playoffs GP/GS**  
0/0

#### Gray's 2014 Season Highs

#### Gray's Career Highs

Receptions..... 1 .....at Kansas City, 10/27/13; at New England 12/8/13  
 Receiving Yards.... 5 .....at Kansas City, 10/27/13  
 Long Catch ..... 5 .....at Kansas City, 10/27/13

#### GRAY'S SEASON AND CAREER STATS

RECEIVING OPONENT	No	Yds	Avg	Lg	TD
at STL - 9/7	-	-	-	-	-
vs. NE - 9/14	-	-	-	-	-
at NO 9/21	-	-	-	-	-
vs. ATL 9/28	-	-	-	-	-
at GB - 10/2	-	-	-	-	-
vs. DET - 10/12	-	-	-	-	-
at BUF - 10/19	-	-	-	-	-
at TB 10/26	-	-	-	-	-
vs. WAS - 11/2	-	-	-	-	-
at CHI - 11/16	-	-	-	-	-
vs. GB - 11/23	-	-	-	-	-
vs. CAR - 11/30	-	-	-	-	-
vs. NYJ - 12/7	-	-	-	-	-
at DET - 12/14	-	-	-	-	-
at MIA - 12/21	-	-	-	-	-
vs. CHI - 12/28	0	0	0	0	0
<b>2014 TOTALS</b>	<b>0</b>	<b>0</b>	<b>0</b>	<b>0</b>	<b>0</b>
<b>CAREER</b>	<b>2</b>	<b>8</b>	<b>4.0</b>	<b>5</b>	<b>0</b>



# 2014 VIKINGS PLAYER BIOS



**#52 CHAD GREENWAY • LB**  
9th Year Vikings/9th Year NFL • Iowa

**2014 REGULAR SEASON HIGHLIGHTS**

**CAREER NOTES**

- 2nd among NFL LBs with 87 consecutive regular season games started.
- Earned Pro Bowl honors in 2011 and 2012. Named 2nd Team All-Pro in 2012.
- Led Vikings in tackles in 2008-2013 and ranked 2nd in 2007. Joins only Scott Studwell (6) as the only players in Vikings history to lead the team in tackles 6 straight seasons.
- Set career-high with 22 tackles vs. Oakland (11/20/11), the 2nd-most in Vikings history behind Studwell's 24 at Detroit in 1985.
- Becomes only the 3rd Vikings LB to play in 100+ games: Jeff Siemon (151), Fred McNeill (129) and Chad Greenway (112).
- Moves into 5th place for most sacks by a Vikings LB with 14.5. Matt Blair tops the list with 23.0. Is in 8th place in team history for LB INTs with 9.
- Joined the 1,000 tackle club at Dallas (11/3/13). Greenway is the 7th Vikings' player to record 1,000+ career tackles with the Vikings and the 5th LB in the group.

2014 GP/GS	Career GP/GS	Playoffs GP/GS
0/0	112/111	4/4

**Greenway's 2014 Season Highs**

**Greenway's Career Highs**

Tackles.....22.....vs Oakland, 11/20/11  
Solo Tackles .....15.....at Tampa Bay, 11/16/08  
Sacks .....2.....vs San Francisco, 9/23/12  
QB Hurries.....3.....at Arizona, 12/14/08  
Passes Defensed .3.....at Arizona, 12/14/08; at Cleveland, 9/13/09  
Interceptions .....2.....at Detroit, 9/20/09  
Long INT Return 371.....at N.Y. Giants, 11/25/07  
Forced Fumbles...2.....vs. Green Bay, 9/30/07  
Fumble Recovery .1.....9 times, last at Chicago, 11/25/12  
Tackles for Loss 3.0.....at Green Bay, 10/24/10, vs. Chicago, 12/1/13

**GREENWAY'S SEASON AND CAREER STATS**

OPPONENT	U	A	T	TFL	SK	QH	FF	FR	INT	PD
at STL - 9/7	-	-	-	-	-	-	-	-	-	-
vs. NE - 9/14	-	-	-	-	-	-	-	-	-	-
at NO 9/21	-	-	-	-	-	-	-	-	-	-
vs. ATL 9/28	-	-	-	-	-	-	-	-	-	-
at GB - 10/2	-	-	-	-	-	-	-	-	-	-
vs. DET - 10/12	-	-	-	-	-	-	-	-	-	-
at BUF - 10/19	-	-	-	-	-	-	-	-	-	-
at TB 10/26	-	-	-	-	-	-	-	-	-	-
vs. WAS - 11/2	-	-	-	-	-	-	-	-	-	-
at CHI - 11/16	-	-	-	-	-	-	-	-	-	-
vs. GB - 11/23	-	-	-	-	-	-	-	-	-	-
vs. CAR - 11/30	-	-	-	-	-	-	-	-	-	-
vs. NYJ - 12/7	-	-	-	-	-	-	-	-	-	-
at DET - 12/14	-	-	-	-	-	-	-	-	-	-
at MIA - 12/21	-	-	-	-	-	-	-	-	-	-
vs. CHI - 12/28	-	-	-	-	-	-	-	-	-	-
<b>2014 TOTALS</b>	<b>0</b>	<b>0</b>	<b>0</b>	<b>0.0</b>	<b>0.0</b>	<b>0</b>	<b>0</b>	<b>0</b>	<b>0</b>	<b>0</b>
<b>CAREER</b>	<b>718</b>	<b>370</b>	<b>1088</b>	<b>55</b>	<b>14.5</b>	<b>44</b>	<b>9</b>	<b>11</b>	<b>9</b>	<b>41</b>

**#97 EVERSON GRIFFEN • DE**  
5th Year Vikings/5th Year NFL • Southern California

**2014 REGULAR SEASON HIGHLIGHTS**

**CAREER NOTES**

- Ranked 3rd on the team in 2012 with 8.0 sacks and scored 1st career TD on INT return at St. Louis.
- Attended the same high school, Agua Fria in Avondale, AZ, as Vikings Hall of Famer Randall McDaniel.

2014 GP/GS	Career GP/GS	Playoffs GP/GS
0/0	59/1	1/0

**Griffen's 2014 Season Highs**

**Griffen's Career Highs**

Tackles.....6.....at Cincinnati, 12/22/13  
Solo Tackles .....5.....at Cincinnati, 12/22/13  
QB Pressures .....6.....at Baltimore, 12/8/13  
Sacks .....3.....vs Green Bay, 12/30/12  
Tackles For Loss...3.....at Detroit, 9/30/12, vs Green Bay, 12/30/12, at Cincinnati, 12/22/13  
Interception.....1.....at St. Louis, 12/16/12 (39-yard TD)  
ST Tackles .....3.....at Kansas City, 10/2/11, vs Green Bay, 10/23/11  
Fumble Recovery .1.....3 times; last at Houston, 12/23/12  
Forced Fumble .....1.....vs. Pittsburgh, 9/29/13

**GRIFFEN'S SEASON AND CAREER STATS**

OPPONENT	U	A	T	TFL	SK	QH	FF	FR	INT	PD
at STL - 9/7	-	-	-	-	-	-	-	-	-	-
vs. NE - 9/14	-	-	-	-	-	-	-	-	-	-
at NO 9/21	-	-	-	-	-	-	-	-	-	-
vs. ATL 9/28	-	-	-	-	-	-	-	-	-	-
at GB - 10/2	-	-	-	-	-	-	-	-	-	-
vs. DET - 10/12	-	-	-	-	-	-	-	-	-	-
at BUF - 10/19	-	-	-	-	-	-	-	-	-	-
at TB 10/26	-	-	-	-	-	-	-	-	-	-
vs. WAS - 11/2	-	-	-	-	-	-	-	-	-	-
at CHI - 11/16	-	-	-	-	-	-	-	-	-	-
vs. GB - 11/23	-	-	-	-	-	-	-	-	-	-
vs. CAR - 11/30	-	-	-	-	-	-	-	-	-	-
vs. NYJ - 12/7	-	-	-	-	-	-	-	-	-	-
at DET - 12/14	-	-	-	-	-	-	-	-	-	-
at MIA - 12/21	-	-	-	-	-	-	-	-	-	-
vs. CHI - 12/28	-	-	-	-	-	-	-	-	-	-
<b>2014 TOTALS</b>	<b>0</b>	<b>0</b>	<b>0</b>	<b>0.0</b>	<b>0.0</b>	<b>0</b>	<b>0</b>	<b>0</b>	<b>0</b>	<b>0</b>
<b>CAREER</b>	<b>57</b>	<b>31</b>	<b>88</b>	<b>23</b>	<b>17.5</b>	<b>67</b>	<b>1</b>	<b>3</b>	<b>1</b>	<b>6</b>

# 2014 VIKINGS PLAYER BIOS



**#79 MIKE HARRIS • T**  
1st Year Vikings/3rd Year NFL • UCLA

**2014 REGULAR SEASON HIGHLIGHTS**

**CAREER NOTES**

- Started 12-of-20 games during 2 seasons with the San Diego Chargers.
- Opened 1st career game on Monday Night Football at Oakland on 9/10/12.
- Spent rookie season under Offensive Coordinator Norv Turner who served as San Diego's head coach.
- Spent final 11 games of the 2013 season on injured reserve with an ankle injury.

2014 GP/GS	Career GP/GS	Playoffs GP/GS
0/0	12/20	0/0

**#50 GERALD HODGES • LB**  
2nd Year Vikings/2nd Year NFL • Penn State

**2014 REGULAR SEASON HIGHLIGHTS**

**CAREER NOTES**

- Selected in the 4th round (#120 overall) in the 2013 NFL Draft.
- The highest drafted LB by the Vikings since Chad Greenway in 2006, the #17 pick overall.
- Led Penn State in tackles as a junior and senior, posting over 100 stops each season.

2014 GP/GS	Career GP/GS	Playoffs GP/GS
0/0	11/0	0/0

**Hodges' Career Highs**

ST Tackles ..... 2 .....at Dallas, 11/3/13, at Green Bay, 11/24/13, at Baltimore, 12/8/13

**HODGES' SEASON AND CAREER SPECIAL TEAMS STATS**

OPPONENT	U	A	T	FF	FR	BK
at STL - 9/7	-	-	-	-	-	-
vs. NE - 9/14	-	-	-	-	-	-
at NO 9/21	-	-	-	-	-	-
vs. ATL 9/28	-	-	-	-	-	-
at GB - 10/2	-	-	-	-	-	-
vs. DET - 10/12	-	-	-	-	-	-
at BUF - 10/19	-	-	-	-	-	-
at TB 10/26	-	-	-	-	-	-
vs. WAS - 11/2	-	-	-	-	-	-
at CHI - 11/16	-	-	-	-	-	-
vs. GB - 11/23	-	-	-	-	-	-
vs. CAR - 11/30	-	-	-	-	-	-
vs. NYJ - 12/7	-	-	-	-	-	-
at DET - 12/14	-	-	-	-	-	-
at MIA - 12/21	-	-	-	-	-	-
vs. CHI - 12/28	-	-	-	-	-	-
<b>2014 TOTALS</b>	<b>0</b>	<b>0</b>	<b>0</b>	<b>0</b>	<b>0</b>	<b>0</b>

# 2014 VIKINGS PLAYER BIOS



**#15 GREG JENNINGS • WR**  
2nd Year Vikings/9th Year NFL • Western Michigan

**2014 REGULAR SEASON HIGHLIGHTS**

**CAREER NOTES**

- Led the team in receptions (68), receiving yards (804) and tied for the team lead in receiving TDs (4). 2013 was Jennings' 7th consecutive season with at least 4 receiving TDs.
- Priority free agent signing by the Vikings after facing the polished WR for 7 seasons as a Packer. Joins former Packer LB Desmond Bishop in Minnesota.
- Recorded 3 consecutive 1,000 yard seasons in 2008-2010 and has twice caught 12 TDs in a season in 2007 and 2010.
- 2-time Pro Bowl recipient in 2010 and 2011.
- Has posted 24 career regular season games with 100+ yards receiving and 7 career games with multiple receiving TDs.
- Is the NFL's active leader with 4 receiving TDs over 80 yards.
- Has 7 career 70+ yard TD receptions. Jerry Rice holds the all-time NFL record with 9 TD catches over 70+ yards.
- Helped lead Green Bay to the Super Bowl XLV crown, catching 2 TDs in the title game against Pittsburgh.
- Was the 4th WR selected in the 2006 NFL Draft behind Santonio Holmes (1-25-Pitt), Chad Jackson (2-36-NE) and Sinorice Moss (2-44-NYG).

2014 GP/GS	Career GP/GS	Playoffs GP/GS
0/0	111/101 (15/15-Min., 96/86-GB)	10/8 (0/0-Min., 10/8-GB)

**Jennings' 2014 Season Highs**

**Jennings' Career Highs**

Receptions..... 11 .....vs. Philadelphia, 12/15/13  
 Receiving Yards 167 .....at Detroit, 9/14/08  
 Long Reception .86t .....vs. Miami, 10/17/10  
 Receiving TDs ..... 3 .....at Minnesota, 11/21/10

**JENNINGS' SEASON AND CAREER STATS**

OPPONENT	No	Yds	Avg	Lg	TD
at STL - 9/7	-	-	-	-	-
vs. NE - 9/14	-	-	-	-	-
at NO 9/21	-	-	-	-	-
vs. ATL 9/28	-	-	-	-	-
at GB - 10/2	-	-	-	-	-
vs. DET - 10/12	-	-	-	-	-
at BUF - 10/19	-	-	-	-	-
at TB 10/26	-	-	-	-	-
vs. WAS - 11/2	-	-	-	-	-
at CHI - 11/16	-	-	-	-	-
vs. GB - 11/23	-	-	-	-	-
vs. CAR - 11/30	-	-	-	-	-
vs. NYJ - 12/7	-	-	-	-	-
at DET - 12/14	-	-	-	-	-
at MIA - 12/21	-	-	-	-	-
vs. CHI - 12/28	-	-	-	-	-
<b>2014 TOTALS</b>	<b>0</b>	<b>0</b>	<b>0</b>	<b>0</b>	<b>0</b>
<b>CAREER</b>	<b>493</b>	<b>7341</b>	<b>14.9</b>	<b>86t</b>	<b>57</b>

**#74 CHARLIE JOHNSON • G**  
4th Year Vikings/9th Year NFL • Oklahoma State

**2014 REGULAR SEASON HIGHLIGHTS**

**CAREER NOTES**

- Starter at LT for the Colts in Super Bowl XLIV and saw action as a reserve as in Super Bowl XLI at RT
- Has been a full-time starter blocking for the NFL MVP in 3 of the past 5 seasons, paving the way for Adrian Peterson in 2012 after blocking for Peyton Manning in 2008 and 2009.
- Played in 11th career playoff game for Vikings in Wild Card game at Green Bay.
- 2013 was the 2nd consecutive year where Johnson blocked for a 1,000+ yard rusher while also recording 10+ rushing TDs...Adrian Peterson: 2012 - 2,097 yards, 12 TDs; 2013 - 1,266 yards, 10 TDs.

2014 GP/GS	Career GP/GS	Playoffs GP/GS
0/0	120/101 (73/54-Ind., 47/47-Min.)	11/6 (10/5-Ind., 1/1-Min.)

# 2014 VIKINGS PLAYER BIOS



## #92 TOM JOHNSON • DT

1st Year Vikings/4th Year NFL • Southern Mississippi

### 2014 REGULAR SEASON HIGHLIGHTS

#### CAREER NOTES

- Began his NFL career as a rookie free agent in 2006 with Indianapolis, where he was rookie classmates with Vikings G Charlie Johnson.
- Career took a winding path before finally earning a roster spot with New Orleans, playing in NFL Europa, the Arena Football League and Canadian Football League from 2007-10.
- Notched his 1st NFL sack against the Vikings in 2011.
- Saw action in all 4 Saints playoff games from 2011-13.

<b>2014 GP/GS</b>	<b>Career GP/GS</b>	<b>Playoffs GP/GS</b>
0/0	40/0 (0/0-MIN, 40/0-NO)	4/0

#### Johnson's 2014 Season Highs

#### Johnson's Career Highs

Tackles.....4.....5 times, last at Seattle, 12/2/13  
 Solo Tackles.....2.....at Seattle, 12/2/13  
 Sacks.....1.0.....5 times, last at Dallas, 11/10/13  
 Forced Fumble.....1.....vs. Indianapolis, 10/23/11

#### JOHNSON'S SEASON AND CAREER DEFENSIVE STATS

OPPONENT	U	A	T	TFL	SK	QH	FF	FR	INT	PD
at STL - 9/7	-	-	-	-	-	-	-	-	-	-
vs. NE - 9/14	-	-	-	-	-	-	-	-	-	-
at NO 9/21	-	-	-	-	-	-	-	-	-	-
vs. ATL 9/28	-	-	-	-	-	-	-	-	-	-
at GB - 10/2	-	-	-	-	-	-	-	-	-	-
vs. DET - 10/12	-	-	-	-	-	-	-	-	-	-
at BUF - 10/19	-	-	-	-	-	-	-	-	-	-
at TB 10/26	-	-	-	-	-	-	-	-	-	-
vs. WAS - 11/2	-	-	-	-	-	-	-	-	-	-
at CHI - 11/16	-	-	-	-	-	-	-	-	-	-
vs. GB - 11/23	-	-	-	-	-	-	-	-	-	-
vs. CAR - 11/30	-	-	-	-	-	-	-	-	-	-
vs. NYJ - 12/7	-	-	-	-	-	-	-	-	-	-
at DET - 12/14	-	-	-	-	-	-	-	-	-	-
at MIA - 12/21	-	-	-	-	-	-	-	-	-	-
vs. CHI - 12/28	-	-	-	-	-	-	-	-	-	-
<b>2014 TOTALS</b>	<b>0</b>	<b>0</b>	<b>0</b>	<b>0.0</b>	<b>0.0</b>	<b>0</b>	<b>0</b>	<b>0</b>	<b>0</b>	<b>0</b>
<b>CAREER</b>	<b>38</b>	<b>35</b>	<b>73</b>	<b>-</b>	<b>5</b>	<b>-</b>	<b>1</b>	<b>0</b>	<b>0</b>	<b>1</b>

## #98 LINVAL JOSEPH • DT

1st Year Vikings/5th Year NFL • East Carolina

### 2014 REGULAR SEASON HIGHLIGHTS

#### CAREER NOTES

- Starter on Giants run to Super Bowl XLVI after the 2011 season when the team went from a 9-7 regular season to the Super Bowl win, including road wins in the NFC Divisional Round (at Green Bay) and NFC Championship Game (at San Francisco)
- Durable player comes to the Vikings with 46 starts in 53 career games and has missed only 1 game from 2011-13.
- Was the first unrestricted free agent signing by the Vikings during the 2014 offseason.
- Originally selected in the 2nd round (#46 overall) by the New York Giants in 2010.

<b>2014 GP/GS</b>	<b>Career GP/GS</b>	<b>Playoffs GP/GS</b>
0/0	53/46 (0/0-MIN, 53/46-NYG)	4/4

#### Joseph's 2014 Season Highs

#### Joseph's Career Highs

Tackles.....10.....at Carolina, 9/22/13  
 Solo Tackles.....9.....vs. Green Bay, 12/4/11  
 Sacks.....2.0.....at Dallas, 10/28/12  
 Fumble Recovery .1.....3 times, last vs Washington, 12/29/13  
 Forced Fumble.....1.....vs. Washington, 10/21/12; at Dallas 9/9/13

#### JOSEPH'S SEASON AND CAREER DEFENSIVE STATS

OPPONENT	U	A	T	TFL	SK	QH	FF	FR	INT	PD
at STL - 9/7	-	-	-	-	-	-	-	-	-	-
vs. NE - 9/14	-	-	-	-	-	-	-	-	-	-
at NO 9/21	-	-	-	-	-	-	-	-	-	-
vs. ATL 9/28	-	-	-	-	-	-	-	-	-	-
at GB - 10/2	-	-	-	-	-	-	-	-	-	-
vs. DET - 10/12	-	-	-	-	-	-	-	-	-	-
at BUF - 10/19	-	-	-	-	-	-	-	-	-	-
at TB 10/26	-	-	-	-	-	-	-	-	-	-
vs. WAS - 11/2	-	-	-	-	-	-	-	-	-	-
at CHI - 11/16	-	-	-	-	-	-	-	-	-	-
vs. GB - 11/23	-	-	-	-	-	-	-	-	-	-
vs. CAR - 11/30	-	-	-	-	-	-	-	-	-	-
vs. NYJ - 12/7	-	-	-	-	-	-	-	-	-	-
at DET - 12/14	-	-	-	-	-	-	-	-	-	-
at MIA - 12/21	-	-	-	-	-	-	-	-	-	-
vs. CHI - 12/28	-	-	-	-	-	-	-	-	-	-
<b>2014 TOTALS</b>	<b>0</b>	<b>0</b>	<b>0</b>	<b>0.0</b>	<b>0.0</b>	<b>0</b>	<b>0</b>	<b>0</b>	<b>0</b>	<b>0</b>
<b>CAREER</b>	<b>132</b>	<b>75</b>	<b>207</b>	<b>-</b>	<b>9</b>	<b>-</b>	<b>2</b>	<b>3</b>	<b>0</b>	<b>3</b>

# 2014 VIKINGS PLAYER BIOS



## #75 MATT KALIL • T

3rd Year Vikings/3rd Year NFL • Southern California

### 2014 REGULAR SEASON HIGHLIGHTS

#### CAREER NOTES

- The 2nd-highest drafted offensive lineman in Vikings history behind Hall of Famer and fellow USC OT Ron Yary, the #1 overall pick in 1968.
- Joined Todd Steussie in 1994 as the OTs to start all 16 games of their rookie campaigns in team history.
- Brother, Ryan is a Pro Bowl C for Carolina and father, Frank, was signed by Buffalo as a C before playing in the USFL.
- Joins John Sullivan as the only Vikings offensive linemen to appear in every game in the 2012 and 2013 seasons.
- In his 2nd year as a starter, 2013 was the 2nd consecutive year where Kalil blocked for a 1,000+ yard rusher while also recording 10+ rushing TDs... Adrian Peterson: 2010 - 2,097 yards, 12 TDs; 2013 - 1,266 yards, 10 TDs.
- Earned Pro Bowl Honors as a rookie following the 2012 season.

<b>2014 GP/GS</b>	<b>Career GP/GS</b>	<b>Playoffs GP/GS</b>
0/0	32/32	1/1

## #48 ZACH LINE • FB

2nd Year Vikings/2nd Year NFL • SMU

### 2014 REGULAR SEASON HIGHLIGHTS

#### CAREER NOTES

- Totaled 4,185 rushing yards, which is 2nd in school history behind Erik Dickerson, and 47 rushing TDs, which is tied for the most in school history with Dickerson, in 50 career games, including 41 starts at SMU.
- Only player in SMU history to have 3 seasons with 1,200+ rushing yards.
- Made the Vikings 2013 53-man roster after signing with the team as an UDFA.

<b>2014 GP/GS</b>	<b>Career GP/GS</b>	<b>Playoffs GP/GS</b>
0/0	3/1	0/0

#### Line's 2014 Season Highs

#### Line's Season/Career Highs

Receptions..... 1 .....at Detroit, 9/8/13  
 Receiving Yards.... 8 .....at Detroit, 9/8/13  
 Long Reception .... 8 .....at Detroit, 9/8/13

#### LINE'S SEASON AND CAREER STATS

RECEIVING OPPONENT	No	Yds	Avg	Lg	TD
at STL - 9/7	-	-	-	-	-
vs. NE - 9/14	-	-	-	-	-
at NO 9/21	-	-	-	-	-
vs. ATL 9/28	-	-	-	-	-
at GB - 10/2	-	-	-	-	-
vs. DET - 10/12	-	-	-	-	-
at BUF - 10/19	-	-	-	-	-
at TB 10/26	-	-	-	-	-
vs. WAS - 11/2	-	-	-	-	-
at CHI - 11/16	-	-	-	-	-
vs. GB - 11/23	-	-	-	-	-
vs. CAR - 11/30	-	-	-	-	-
vs. NYJ - 12/7	-	-	-	-	-
at DET - 12/14	-	-	-	-	-
at MIA - 12/21	-	-	-	-	-
vs. CHI - 12/28	-	-	-	-	-
<b>2014 TOTALS</b>	<b>0</b>	<b>0</b>	<b>0</b>	<b>0</b>	<b>0</b>
<b>CAREER</b>	<b>1</b>	<b>8</b>	<b>8.0</b>	<b>8</b>	<b>0</b>

# 2014 VIKINGS PLAYER BIOS



**#71 PHIL LOADHOLT • T**  
6th Year Vikings/6th Year NFL • Oklahoma

**2014 REGULAR SEASON HIGHLIGHTS**

**CAREER NOTES**

- Has started all 78 games he has played with the Vikings.
- Named to All-Rookie team after stepping into starting RT job in 2009 and starting all but 1 game.
- Part of Vikings line that started all 16 games and playoff contest as a unit in 2012.
- 2013 was the 4th year where Loadholt blocked for a 1,000+ yard rusher while also recording 10+ rushing TDs...Adrian Peterson: 2009 - 1,383 yards, 18 TDs, 2010 - 1,298 yards, 12 TDs, 2012 - 2,097 yards, 12 TDs; 2013 - 1,266 yards, 10 TDs.

<b>2014 GP/GS</b>	<b>Career GP/GS</b>	<b>Playoffs GP/GS</b>
0/0	78/78	3/3

**#18 JEFF LOCKE • P**  
2nd Year Vikings/2nd Year NFL • UCLA

**2014 REGULAR SEASON HIGHLIGHTS**

**CAREER NOTES**

- Made his Vikings and NFL debut on 9/8/13 at Detroit.
- Is the highest drafted P in Vikings history (155th overall) and the 6th P chosen in team history.
- Was born in Germany while his father was stationed there with the US Air Force.
- Had a 50+ yard punt in 14 of the 16 games in 2013.
- Had a stellar debut season ranking 3rd in team history with a 39.2 net average and set the team rookie record for gross average with 44.2.

<b>2014 GP/GS</b>	<b>Career GP/GS</b>	<b>Playoffs GP/GS</b>
0/0	16/0	0/0

**Locke's 2014 Season Highs**

**Locke's 2013 Season/Career Highs**

Punts .....9 .....at Baltimore, 12/8/13  
 Punting Yards ...397 .....at Baltimore, 12/8/13  
 Long Punt .....65 .....at Chicago, 9/15/13  
 Punting Net.....50.0 .....at Chicago, 9/15/13  
 Punting Avg. ....56.7 .....at Chicago, 9/15/13  
 Inside the 20 .....3 .....at Green Bay, 11/24/13, vs. Detroit, 12/29/13  
 Kickoffs .....2 .....vs. Carolina, 10/13/13

**LOCKE'S PUNTING STATS**

OPPONENT	No	Yds	Avg	Ret.	Ret. Yds.	Net Yds.	Net Avg.	TB	I20	LG	BL
at STL - 9/7	-	-	-	-	-	-	-	-	-	-	-
vs. NE - 9/14	-	-	-	-	-	-	-	-	-	-	-
at NO 9/21	-	-	-	-	-	-	-	-	-	-	-
vs. ATL 9/28	-	-	-	-	-	-	-	-	-	-	-
at GB - 10/2	-	-	-	-	-	-	-	-	-	-	-
vs. DET - 10/12	-	-	-	-	-	-	-	-	-	-	-
at BUF - 10/19	-	-	-	-	-	-	-	-	-	-	-
at TB 10/26	-	-	-	-	-	-	-	-	-	-	-
vs. WAS - 11/2	-	-	-	-	-	-	-	-	-	-	-
at CHI - 11/16	-	-	-	-	-	-	-	-	-	-	-
vs. GB - 11/23	-	-	-	-	-	-	-	-	-	-	-
vs. CAR - 11/30	-	-	-	-	-	-	-	-	-	-	-
vs. NYJ - 12/7	-	-	-	-	-	-	-	-	-	-	-
at DET - 12/14	-	-	-	-	-	-	-	-	-	-	-
at MIA - 12/21	-	-	-	-	-	-	-	-	-	-	-
vs. CHI - 12/28	-	-	-	-	-	-	-	-	-	-	-
<b>2014 TOTALS</b>	<b>0</b>	<b>0</b>	<b>0</b>	<b>0</b>	<b>0</b>	<b>0</b>	<b>0</b>	<b>0</b>	<b>0</b>	<b>65</b>	<b>0</b>
<b>CAREER</b>	<b>75</b>	<b>3,316</b>	<b>44.2</b>	<b>36</b>	<b>318</b>	<b>2,938</b>	<b>39.0</b>	<b>3</b>	<b>23</b>	<b>65</b>	<b>0</b>

# 2014 VIKINGS PLAYER BIOS



**#46 CULLEN LOEFFLER • LS**  
11th Year Vikings/11th Year NFL • Texas

## 2014 REGULAR SEASON HIGHLIGHTS

### CAREER NOTES

- Snapped on 10 of the 11 longest FGs in Vikings history.
- Has 38 special teams tackles in his 10 seasons.
- Was recognized by USA Football on its All-Fundamentals Team in 2011.
- Missed games for the first time in his NFL career, going on injured reserve for the final 5 games of 2011.
- Ranks 1st in Vikings history for career games by a long snapper.
- Won the long-snapping position in 2004 training camp.
- Originally signed by the Vikings on 5/3/04.

### Most Games Played by a Vikings Long Snapper

1. Cullen Loeffler - 155
2. Mike Morris - 144

2014 GP/GS	Career GP/GS	Playoffs GP/GS
0/0	155/0	6/0

### LOEFFLER'S SPECIAL TEAMS STATS

OPPONENT	U	A	T	FF	FR	BK
at STL - 9/7	-	-	-	-	-	-
vs. NE - 9/14	-	-	-	-	-	-
at NO 9/21	-	-	-	-	-	-
vs. ATL 9/28	-	-	-	-	-	-
at GB - 10/2	-	-	-	-	-	-
vs. DET - 10/12	-	-	-	-	-	-
at BUF - 10/19	-	-	-	-	-	-
at TB 10/26	-	-	-	-	-	-
vs. WAS - 11/2	-	-	-	-	-	-
at CHI - 11/16	-	-	-	-	-	-
vs. GB - 11/23	-	-	-	-	-	-
vs. CAR - 11/30	-	-	-	-	-	-
vs. NYJ - 12/7	-	-	-	-	-	-
at DET - 12/14	-	-	-	-	-	-
at MIA - 12/21	-	-	-	-	-	-
vs. CHI - 12/28	-	-	-	-	-	-
<b>2014 TOTALS</b>	<b>0</b>	<b>0</b>	<b>0</b>	<b>0</b>	<b>0</b>	<b>0</b>

**#56 MICHAEL MAUTI • LB**  
2nd Year Vikings/2nd Year NFL • Penn State

## 2014 REGULAR SEASON HIGHLIGHTS

### CAREER NOTES

- Made his NFL debut vs. Cleveland on 9/22/13.
- Named the Big Ten's Butkus-Fitzgerald Linebacker of the Year winner in 2012.
- Father, Rich, played with New Orleans and Washington as a WR and played at Penn State from 1975-76. His brother, Patrick, was a teammate of his at PSU.
- Was drafted in the 7th round (213th overall) of the 2013 NFL Draft, joining his college teammate Gerald Hodges (4th round) as Vikings draft selections.

2014 GP/GS	Career GP/GS	Playoffs GP/GS
0/0	14/0	0/0

### Mauti's 2014 Season Highs

ST Tackles.....2.....5 times; last at Baltimore, 12/8/13  
Defensive Tackles.....2.....at Seattle, 11/17/13

### Mauti's 2013 Season/Career Highs

ST Tackles.....2.....5 times; last at Baltimore, 12/8/13  
Defensive Tackles.....2.....at Seattle, 11/17/13

### SPECIAL TEAMS STATS

OPPONENT	U	A	T	FF	FR	BK
at STL - 9/7	-	-	-	-	-	-
vs. NE - 9/14	-	-	-	-	-	-
at NO 9/21	-	-	-	-	-	-
vs. ATL 9/28	-	-	-	-	-	-
at GB - 10/2	-	-	-	-	-	-
vs. DET - 10/12	-	-	-	-	-	-
at BUF - 10/19	-	-	-	-	-	-
at TB 10/26	-	-	-	-	-	-
vs. WAS - 11/2	-	-	-	-	-	-
at CHI - 11/16	-	-	-	-	-	-
vs. GB - 11/23	-	-	-	-	-	-
vs. CAR - 11/30	-	-	-	-	-	-
vs. NYJ - 12/7	-	-	-	-	-	-
at DET - 12/14	-	-	-	-	-	-
at MIA - 12/21	-	-	-	-	-	-
vs. CHI - 12/28	-	-	-	-	-	-
<b>2014 TOTALS</b>	<b>0</b>	<b>0</b>	<b>0</b>	<b>0</b>	<b>0</b>	<b>0</b>

### MAUTI'S SEASON AND CAREER STATS

OPPONENT	U	A	T	TFL	SK	QH	FF	FR	INT	PD
at STL - 9/7	-	-	-	-	-	-	-	-	-	-
vs. NE - 9/14	-	-	-	-	-	-	-	-	-	-
at NO 9/21	-	-	-	-	-	-	-	-	-	-
vs. ATL 9/28	-	-	-	-	-	-	-	-	-	-
at GB - 10/2	-	-	-	-	-	-	-	-	-	-
vs. DET - 10/12	-	-	-	-	-	-	-	-	-	-
at BUF - 10/19	-	-	-	-	-	-	-	-	-	-
at TB 10/26	-	-	-	-	-	-	-	-	-	-
vs. WAS - 11/2	-	-	-	-	-	-	-	-	-	-
at CHI - 11/16	-	-	-	-	-	-	-	-	-	-
vs. GB - 11/23	-	-	-	-	-	-	-	-	-	-
vs. CAR - 11/30	-	-	-	-	-	-	-	-	-	-
vs. NYJ - 12/7	-	-	-	-	-	-	-	-	-	-
at DET - 12/14	-	-	-	-	-	-	-	-	-	-
at MIA - 12/21	-	-	-	-	-	-	-	-	-	-
vs. CHI - 12/28	-	-	-	-	-	-	-	-	-	-
<b>2014 TOTALS</b>	<b>0</b>	<b>0</b>	<b>0</b>	<b>0.0</b>	<b>0.0</b>	<b>0</b>	<b>0</b>	<b>0</b>	<b>0</b>	<b>0</b>
<b>CAREER</b>	<b>1</b>	<b>1</b>	<b>2</b>	<b>0</b>	<b>0</b>	<b>0</b>	<b>0</b>	<b>0</b>	<b>0</b>	<b>0</b>

# 2014 VIKINGS PLAYER BIOS



## #31 JERICK MCKINNON • RB 1st Year Vikings/1st Year NFL • Georgia Southern

### 2014 REGULAR SEASON HIGHLIGHTS

#### CAREER NOTES

- Selected with the Vikings 2nd pick in the 3rd round of the 2014 draft, the #96 overall selection.
- Was drafted with a pick that was obtained as part of the Percy Harvin trade in 2013.
- Will work at RB for the Vikings after playing multiple positions in college.
- Turned in an impressive NFL Combine performance, notching 32 reps in the bench press to lead all RBs and ran 4.41 in the 40-yard dash, the 2nd best among RBs and the 10th-fastest time of the 2014 Combine and his 40.5" vertical jump was 5th-best in 2014.

<b>2014 GP/GS</b>	<b>Career GP/GS</b>	<b>Playoffs GP/GS</b>
0/0	0/0	0/0

#### McKinnon's 2014 Season/Career Highs

#### MCKINNON'S SEASON AND CAREER STATS

RECEIVING					
OPPONENT	No	Yds	Avg	Lg	TD
at STL - 9/7	-	-	-	-	-
vs. NE - 9/14	-	-	-	-	-
at NO 9/21	-	-	-	-	-
vs. ATL 9/28	-	-	-	-	-
at GB - 10/2	-	-	-	-	-
vs. DET - 10/12	-	-	-	-	-
at BUF - 10/19	-	-	-	-	-
at TB 10/26	-	-	-	-	-
vs. WAS - 11/2	-	-	-	-	-
at CHI - 11/16	-	-	-	-	-
vs. GB - 11/23	-	-	-	-	-
vs. CAR - 11/30	-	-	-	-	-
vs. NYJ - 12/7	-	-	-	-	-
at DET - 12/14	-	-	-	-	-
at MIA - 12/21	-	-	-	-	-
vs. CHI - 12/28	-	-	-	-	-
<b>2014 TOTALS</b>	<b>0</b>	<b>0</b>	<b>0.0</b>	<b>0</b>	<b>0</b>
<b>CAREER</b>	<b>0</b>	<b>0</b>	<b>0.0</b>	<b>0</b>	<b>0</b>

RUSHING					
OPPONENT	No	Yds	Avg	Lg	TD
at STL - 9/7	-	-	-	-	-
vs. NE - 9/14	-	-	-	-	-
at NO 9/21	-	-	-	-	-
vs. ATL 9/28	-	-	-	-	-
at GB - 10/2	-	-	-	-	-
vs. DET - 10/12	-	-	-	-	-
at BUF - 10/19	-	-	-	-	-
at TB 10/26	-	-	-	-	-
vs. WAS - 11/2	-	-	-	-	-
at CHI - 11/16	-	-	-	-	-
vs. GB - 11/23	-	-	-	-	-
vs. CAR - 11/30	-	-	-	-	-
vs. NYJ - 12/7	-	-	-	-	-
at DET - 12/14	-	-	-	-	-
at MIA - 12/21	-	-	-	-	-
vs. CHI - 12/28	-	-	-	-	-
<b>2014 TOTALS</b>	<b>0</b>	<b>0</b>	<b>0.0</b>	<b>0</b>	<b>0</b>
<b>CAREER</b>	<b>0</b>	<b>0</b>	<b>0.0</b>	<b>0</b>	<b>0</b>

## #24 CAPTAIN MUNNERLYN • CB 1st year Vikings/6th Year NFL • South Carolina

### 2014 REGULAR SEASON HIGHLIGHTS

#### CAREER NOTES

- Has returned 5 of his 7 career INTs for TDs.
- Tied for NFL lead since 2010 with 5 INT return TDs, matching total of Charles Tillman.
- Holds Panthers career INT return TD record with 5 and is tied for the club single-season record with 2, a feat he achieved in 2012 and in 2013, the only Panthers player to have multiple INT return TDs in a season twice.
- Helped Panthers win NFC South title in 2013 and earn #2 seed in NFC playoffs.
- Originally joined Panthers as 7th-round (#216 overall) pick in the 2009 NFL Draft.

<b>2014 GP/GS</b>	<b>Career GP/GS</b>	<b>Playoffs GP/GS</b>
0/0	77/50 (0/0-MIN, 77/50-CAR)	1/1 (0/0-MIN, 1/1-CAR)

#### Munnerlyn's 2014 Season Highs

#### Munnerlyn's Career Highs

Tackles.....9.....at Washington, 11/4/12; at Miami, 11/24/13; vs. New Orleans, 12/22/13  
 Solo Tackles .....8.....at Miami, 11/24/13  
 Passes Defensed .3.....at Seattle, 12/5/10  
 Forced Fumble .....1.....at NY Giants, 12/27/09; vs. Minnesota, 10/30/11; at Minnesota, 10/13/13  
 Fumble Recovery .1.....5 times, last vs. St. Louis, 10/20/13  
 Sacks.....2.0.....vs. NY Jets, 12/15/13  
 Interception.....1.....7 times, last vs. NY Jets, 12/15/13  
 Long INT return .74t.....vs. Tampa Bay, 11/18/12  
 Passed Defended .3.....at Seattle, 12/5/10

#### MUNNERLYN'S SEASON AND CAREER DEFENSIVE STATS

OPPONENT	U	A	T	TFL	SK	QH	FF	FR	INT	PD
at STL - 9/7	-	-	-	-	-	-	-	-	-	-
vs. NE - 9/14	-	-	-	-	-	-	-	-	-	-
at NO 9/21	-	-	-	-	-	-	-	-	-	-
vs. ATL 9/28	-	-	-	-	-	-	-	-	-	-
at GB - 10/2	-	-	-	-	-	-	-	-	-	-
vs. DET - 10/12	-	-	-	-	-	-	-	-	-	-
at BUF - 10/19	-	-	-	-	-	-	-	-	-	-
at TB 10/26	-	-	-	-	-	-	-	-	-	-
vs. WAS - 11/2	-	-	-	-	-	-	-	-	-	-
at CHI - 11/16	-	-	-	-	-	-	-	-	-	-
vs. GB - 11/23	-	-	-	-	-	-	-	-	-	-
vs. CAR - 11/30	-	-	-	-	-	-	-	-	-	-
vs. NYJ - 12/7	-	-	-	-	-	-	-	-	-	-
at DET - 12/14	-	-	-	-	-	-	-	-	-	-
at MIA - 12/21	-	-	-	-	-	-	-	-	-	-
vs. CHI - 12/28	-	-	-	-	-	-	-	-	-	-
<b>2014 TOTALS</b>	<b>0</b>	<b>0</b>	<b>0</b>	<b>0.0</b>	<b>0.0</b>	<b>0</b>	<b>0</b>	<b>0</b>	<b>0</b>	<b>0</b>
<b>CAREER</b>	<b>233</b>	<b>74</b>	<b>297</b>	<b>-</b>	<b>5</b>	<b>3</b>	<b>4</b>	<b>3</b>	<b>7</b>	<b>38</b>



# 2014 VIKINGS PLAYER BIOS



**#84 CORDARRELLE PATTERSON • WR**  
2nd Year Vikings/2nd Year NFL • Tennessee

## 2014 REGULAR SEASON HIGHLIGHTS

### CAREER NOTES

- Set an NFL record with a 109-yard kick return for a TD versus Green Bay (11/27/13) on the opening kickoff. Tied an NFL record for longest play (109) in NFL history with then Chargers' Antonio Cromartie who returned a missed FG on 11/4/07 also in Minnesota.

- Tied an NFL record for most 105+ yard plays in a career (2) with Jacoby Jones (108,105) and Ed Reed (108,106). Also ties J. Jones for most KR TDs (2) of 105+ yards in NFL history.

- Returned the opening kickoff 105 yards for a TD at Chicago (9/15/13) and 109 yards versus Green Bay (10/27/13) to tie Percy Harvin (2009) for most KR TDs in a season with 2. Tied a team record with 3 200+ combined net yard games in a season by a rookie (Harvin '09, Peterson '07).

- His 49.7 kick return average against Chicago (9/15/13) set a team record for kick return average in a game. Registered the 3rd highest (45.6) versus GB (10/27/13). Set team record for most 100+ yard KR games with 8 in 2013.

- Named the Special Teams Player of the Month for September after leading the NFL with a 33.8 KR average and a 105-yard TD return which tied a team record. He is just the 2nd return man in Vikings history (P. Harvin, 9/12) to win the award.

- Named NFL's Offensive Rookie of the Month for December after scoring 6 TDs (3 rush, 3 rec.) in the month, 3rd most in the NFL. He is the first rookie since Roger Craig (12/93) to score 3 TDs rushing and 3 TDs receiving in a month. Only Randy Moss, Adrian Peterson and Percy Harvin have captured this award in years previous.

- The 1st Vikings rookie and 6th Viking to score 3 different ways in a season (2 KR, 4 rec., 3 rush). Patterson is the 1st player in NFL history to produce 4 receiving TDs, 3 rushing TDs and 2 KR TDs in a single-season. His 9 TDs is 4th most in team history for a rookie: Moss-17, Peterson-13, Sammy White-10.

- Patterson is the first player in NFL history with a 100-yard kickoff-return touchdown, 75-yard receiving touchdown and 50-yard rushing touchdown in a season.

- The career-long 50-yard rushing TD versus Detroit (12/29/13) is the longest scoring rush by a Vikings WR in franchise history.

- His 3 rushing TDs in a season is the most by a WR in NFL history, passing P. Harvin who registered 2 in 2009. His 3 rushing TDs are the most by a WR since the 1970 merger. Patterson is 1 rushing TD shy of tying Harvin's team-record for most rushing TDs by a WR in a career with 4.

- Broke the single-season kick return record, held by Buster Rhymes (1,345), with 1,393 return yards on the season. His 32.4 average was another team record, held previously by Aundrae Allison in 2007 with a 28.7 average. Patterson's return average (34.2) is the 4th highest since the 1970 merger and highest since 1985.

- Becomes only the 3rd Vikings rookie to reach 2,000+ combined net yards in a season (Peterson-2007, Harvin-2009). Patterson's 2013 season is 5th in team history with 2,020 yards. He led the NFL in 2013 with 2,020 net yards.

2014 GP/GS	Career GP/GS	Playoffs GP/GS
16/6	16/6	0/0

### Patterson's 2014 Season Highs

#### Patterson's Season/Career Highs

Kick Returns	5	vs. Pittsburgh, 9/29/13, vs. Green Bay, 10/27/13
Long Kick Return	109t	vs. Green Bay, 10/27/13
Kick Return Avg.	49.7	at Chicago, 9/15/13 (min. 3 returns)
Kick Return Yds.	228	vs. Green Bay, 10/27/13
Receptions	8	at Green Bay, 11/24/13
Receiving Yards	141	at Baltimore, 12/8/13
Receiving TDs	1	4 times; last vs. Detroit, 12/29/13
Long Reception	79t	at Baltimore, 12/8/13
Rushes	3	at Cincinnati, 12/22/13
Long Rush	50t	vs. Detroit, 12/29/13
Rushing TDs	1	3 times; last vs. Detroit, 12/29/13

RECEIVING OPPONENT	No	Yds	Avg	Lg	TD
at STL - 9/7	-	-	-	-	-
vs. NE - 9/14	-	-	-	-	-
at NO 9/21	-	-	-	-	-
vs. ATL 9/28	-	-	-	-	-
at GB - 10/2	-	-	-	-	-
vs. DET - 10/12	-	-	-	-	-
at BUF - 10/19	-	-	-	-	-
at TB 10/26	-	-	-	-	-
vs. WAS - 11/2	-	-	-	-	-
at CHI - 11/16	-	-	-	-	-
vs. GB - 11/23	-	-	-	-	-
vs. CAR - 11/30	-	-	-	-	-
vs. NYJ - 12/7	-	-	-	-	-
at DET - 12/14	-	-	-	-	-
at MIA - 12/21	-	-	-	-	-
vs. CHI - 12/28	-	-	-	-	-
<b>2014 TOTALS</b>	<b>0</b>	<b>0</b>	<b>0</b>	<b>0</b>	<b>0</b>
<b>CAREER</b>	<b>45</b>	<b>469</b>	<b>10.4</b>	<b>79t</b>	<b>4</b>

RUSHING OPPONENT	No	Yds	Avg	Lg	TD
at STL - 9/7	-	-	-	-	-
vs. NE - 9/14	-	-	-	-	-
at NO 9/21	-	-	-	-	-
vs. ATL 9/28	-	-	-	-	-
at GB - 10/2	-	-	-	-	-
vs. DET - 10/12	-	-	-	-	-
at BUF - 10/19	-	-	-	-	-
at TB 10/26	-	-	-	-	-
vs. WAS - 11/2	-	-	-	-	-
at CHI - 11/16	-	-	-	-	-
vs. GB - 11/23	-	-	-	-	-
vs. CAR - 11/30	-	-	-	-	-
vs. NYJ - 12/7	-	-	-	-	-
at DET - 12/14	-	-	-	-	-
at MIA - 12/21	-	-	-	-	-
vs. CHI - 12/28	-	-	-	-	-
<b>2014 TOTALS</b>	<b>0</b>	<b>0</b>	<b>0</b>	<b>0</b>	<b>0</b>
<b>CAREER</b>	<b>12</b>	<b>168</b>	<b>13.2</b>	<b>50t</b>	<b>3</b>

KICK RETURNS OPPONENT	No	Yds	Avg	FC	Lg	TD
at STL - 9/7	-	-	-	-	-	-
vs. NE - 9/14	-	-	-	-	-	-
at NO 9/21	-	-	-	-	-	-
vs. ATL 9/28	-	-	-	-	-	-
at GB - 10/2	-	-	-	-	-	-
vs. DET - 10/12	-	-	-	-	-	-
at BUF - 10/19	-	-	-	-	-	-
at TB 10/26	-	-	-	-	-	-
vs. WAS - 11/2	-	-	-	-	-	-
at CHI - 11/16	-	-	-	-	-	-
vs. GB - 11/23	-	-	-	-	-	-
vs. CAR - 11/30	-	-	-	-	-	-
vs. NYJ - 12/7	-	-	-	-	-	-
at DET - 12/14	-	-	-	-	-	-
at MIA - 12/21	-	-	-	-	-	-
vs. CHI - 12/28	-	-	-	-	-	-
<b>2014 TOTALS</b>	<b>0</b>	<b>0</b>	<b>0</b>	<b>0</b>	<b>109t</b>	<b>0</b>
<b>CAREER</b>	<b>43</b>	<b>1393</b>	<b>32.4</b>	<b>0</b>	<b>109t</b>	<b>2</b>

# 2014 VIKINGS PLAYER BIOS



## #28 ADRIAN PETERSON • RB 8th Year Vikings/8th Year NFL • Oklahoma

### 2014 REGULAR SEASON HIGHLIGHTS

#### CAREER NOTES

- Has 12 career TD runs of 60+ yards, an NFL record. Jim Brown is 2nd with 9.
- In 7 seasons with the Vikings he has posted 6 of the top 7 single-season rushing yardage marks in club history - #1, #2, #4, #5, #6 and #7.
- Peterson had 86 rushing TDs, 5th most in NFL history over his first 100 NFL games. Trailing Emmitt Smith (103), LaDainian Tomlinson (102), Shaun Alexander (91) and Jim Brown (88).
- Had the 3rd most rushing yards in NFL history after 100 career games: Eric Dickerson (10,818), Jim Brown (10,403) and Adrian Peterson (9,846).
- Becomes only the 3rd player in NFL history to have 7 seasons with 10+ rushing TDs. LaDainian Tomlinson (9 times) and Emmitt Smith (8 times).
- Holds Vikings career record with 86 rushing TDs along with most carries in team history with 2,033. Ranks 1st in Vikings history for career rushing yards with 10,115.
- 3rd fastest player to reach 10,000 rushing yards by eclipsing the mark in 101 games. E. Dickerson (91 games), J. Brown (98 games). 28th player to reach 10K.
- 1st in team history with 42 career 100-yard rushing games. 18th player in NFL to tally 40+ games over 100 rushing yards.
- 1st in Vikings history with 21 runs of 50+ yards. Robert Smith is 2nd with 12. Also holds team record with 6 runs of 70+ yards, R. Smith has 5.
- Has 92 games in which he has been the Vikings leading rusher. Chuck Foreman is 2nd with 77.
- Reached 1,000+ rushing yards for the 6th time in his career in 2013, a Viking record. Has led the team in rushing 7 times, a Viking record.
- Has 7 seasons with 1,000+ net yards. 2nd in team history to Cris Carter's 8.
- Averaged 6.0 YPC in 2012 a Vikings record and 3rd best in NFL history. Averaged 99.4 YPG during career which is also 3rd best in NFL history.
- Set Vikings record with 18 rushing TDs in 2009 and ranks 2nd in team history for total TDs in a season, trailing Chuck Foreman's 22 in 1975.
- Has 5 games with over 200 rushing yards. Trails only O.J. Simpson who has 6, Tiki Barber has 5. Tied Barry Sanders (7) for most 60-69 yard runs in NFL history.
- Joined Hall of Famers Jim Brown, Emmitt Smith and Tomlinson as the only RBs to register 750 rushing yards and 8 TDs in 7 consecutive seasons to start a career.
- Set Vikings single-season rushing record with 2,097 yards in 2012. 2nd best in NFL history falling 9 yards short of the record held by Eric Dickerson. 7th player to top 2K yards.
- Named Associated Press MVP for 2012 along with AP Offensive Player of the Year, FedEx Ground Player of the Year, Fantasy Football Player of the Year by NFL.com.
- Set a Pro Bowl record for career rushing TDs with 4 over his first 5 selections.
- Became the 1st Viking to lead the NFL in rushing twice in 2008 and 2012.
- Re-wrote the Vikings rookie record book with one of the biggest debut seasons in NFL history en route to the NFL Offensive Rookie of the Year and Diet Pepsi NFL Rookie of the Year awards.
- Set NFL single-game rushing mark with 296 yards vs. San Diego (11/4/07).
- Came to the Vikings as the 10th RB selected by the team in the 1st round...The only Vikings RBs selected as high or higher were Tommy Mason (#1, 1961), Clinton Jones (#2, 1967) and Darrin Nelson (#7, 1982).
- 2008, 2009, 2012 Associated Press All-Pro 1st Team. All-Pro 2nd Team in 2013. Named to 50 Greatest Vikings team as part of 50th season celebration in 2010.

- NFC Offensive Player of the Week at Chicago (10/14/07), vs. San Diego (11/4/07), vs. Green Bay (11/9/08), vs. Detroit (9/26/09), vs. Arizona (10/9/11), vs. Arizona (10/21/12)...FedEx Ground Player of the Week at Chicago (10/14/07), vs. San Diego (11/4/07), vs. Arizona (10/9/11), vs. Detroit (11/11/12).

2014 GP/GS	Career GP/GS	Playoffs GP/GS
0/0	103/96	4/4

#### Peterson's 2014 Season Highs

#### Peterson's Career Highs

Rushing Attempts...35.....vs. Chicago, 12/1/13  
 Rushing Yards.....296.....vs. San Diego, 11/4/07  
 Long Rush.....82l.....at Green Bay, 12/2/12, at St. Louis, 12/16/12  
 Rushing TDs.....3.....5 times, most recently, vs Arizona, 10/9/11  
 Receptions.....6.....at Arizona, 12/6/09  
 Receiving Yards.....73.....at Carolina, 12/20/09  
 Long Reception.....63.....at Carolina, 12/20/09  
 Kickoff Returns.....4.....at Chicago, 10/14/07  
 Kickoff Ret Yards...128.....at Chicago, 10/14/07  
 Long Kickoff Ret.....53.....at Chicago, 10/14/07

#### PETERSON'S SEASON AND CAREER STATS

RUSHING					
OPONENT	No	Yds	Avg	Lg	TD
at STL - 9/7	-	-	-	-	-
vs. NE - 9/14	-	-	-	-	-
at NO 9/21	-	-	-	-	-
vs. ATL 9/28	-	-	-	-	-
at GB - 10/2	-	-	-	-	-
vs. DET - 10/12	-	-	-	-	-
at BUF - 10/19	-	-	-	-	-
at TB 10/26	-	-	-	-	-
vs. WAS - 11/2	-	-	-	-	-
at CHI - 11/16	-	-	-	-	-
vs. GB - 11/23	-	-	-	-	-
vs. CAR - 11/30	-	-	-	-	-
vs. NYJ - 12/7	-	-	-	-	-
at DET - 12/14	-	-	-	-	-
at MIA - 12/21	-	-	-	-	-
vs. CHI - 12/28	-	-	-	-	-
<b>2014 TOTALS</b>	<b>0</b>	<b>0</b>	<b>0</b>	<b>0</b>	<b>0</b>
<b>CAREER</b>	<b>2033</b>	<b>10115</b>	<b>5.0</b>	<b>82t</b>	<b>86</b>

RECEIVING					
OPONENT	No	Yds	Avg	Lg	TD
at STL - 9/7	-	-	-	-	-
vs. NE - 9/14	-	-	-	-	-
at NO 9/21	-	-	-	-	-
vs. ATL 9/28	-	-	-	-	-
at GB - 10/2	-	-	-	-	-
vs. DET - 10/12	-	-	-	-	-
at BUF - 10/19	-	-	-	-	-
at TB 10/26	-	-	-	-	-
vs. WAS - 11/2	-	-	-	-	-
at CHI - 11/16	-	-	-	-	-
vs. GB - 11/23	-	-	-	-	-
vs. CAR - 11/30	-	-	-	-	-
vs. NYJ - 12/7	-	-	-	-	-
at DET - 12/14	-	-	-	-	-
at MIA - 12/21	-	-	-	-	-
vs. CHI - 12/28	-	-	-	-	-
<b>2014 TOTALS</b>	<b>0</b>	<b>0</b>	<b>0.0</b>	<b>0</b>	<b>0</b>
<b>CAREER</b>	<b>206</b>	<b>1697</b>	<b>8.2</b>	<b>63</b>	<b>5</b>

# 2014 VIKINGS PLAYER BIOS



**#7 CHRISTIAN PONDER • QB**  
4th Year Vikings/4th Year NFL • Florida State

## 2014 REGULAR SEASON HIGHLIGHTS

### CAREER NOTES

- Started final 10 games of season, matching Fran Tarkenton for team record for starts by a rookie QB and tied Tarkenton's team record with 2 wins as a rookie.
- Started all 16 games in 2012, the sixth Vikings QB to do so.
- Set Vikings rookie-record for passing yards in a game with 381 vs. Denver (12/4), breaking Tarkenton's 51-year-old record by over 100 yards.
- Had a pair of games with a 100+ passer rating...Set team records for attempts, completions and completion % by a rookie QB for a season and single-game rookie records passing attempts, completions and longest pass play.
- Ranks 2nd among Vikings rookie QBs for passing TDs in a season and passing yards in a season.
- Improved his completion percentage (62.1) and QB rating in 2012 after appearing in 10 more games than his rookie season. Led the Vikings to a 4-0 December to clinch their first playoff berth since 2009.
- Started 1st career game vs. Green Bay (10/23) and set Vikings record on 1st play from scrimmage with a 72-yard pass to Michael Jenkins, the longest pass play by a Vikings rookie QB.
- Saw 1st game action of career at Chicago (10/16) on Sunday Night Football.
- Earned 1st career win at Carolina (10/30) in 2nd career start, taking team on a 7-minute drive in the 4th quarter for a game-winning FG in the 24-21 win.
- Became the 3rd QB drafted in the 1st round by the Vikings, joining Tommy Kramer (#27, 1977) and Daunte Culpepper (#11, 1999).
- Was the 4th QB selected in the 2011 Draft following Cam Newton, Jake Locker and Blaine Gabbert.

## CHRISTIAN PONDER CONTINUED:

2014 GP/GS                      Career GP/GS                      Playoffs GP/GS  
0/0                                      36/35                                      0/0

### Ponder's 2014 Season Highs

### Ponder's Career Highs

Attempts .....52.....at Washington, 10/14/12  
Completions.....39.....vs Denver, 12/4/11  
Completion Pct. ....81.0.....vs. Washington, 11/7/13  
Passing Yards.....381.....vs Denver, 12/4/11  
Long Pass.....72.....vs Green Bay, 10/23/11 (M. Jenkins)  
Highest QB Rating120.2.....vs Green Bay, 12/30/12  
Passing TDs .....3.....vs Denver, 12/4/11, vs Green Bay, 12/30/12  
Interceptions .....3.....vs Oakland, 11/20/11, at Detroit, 12/11/11  
Rushing Attempts .....7.....vs San Francisco, 9/23/12, at Houston, 12/23/12  
Rushing Yards .....48.....at Houston, 12/23/12  
Rushing TDs .....2.....vs Cleveland, 9/22/13  
Long Rush .....28.....vs Oakland, 11/20/11

### PONDER'S SEASON AND CAREER STATS

PASSING	OPPONENT	Att	Comp	Yds	Pct.	TD	INT	Lng	Sack	Lost	Rating
at STL - 9/7	-	-	-	-	-	-	-	-	-	-	-
vs. NE - 9/14	-	-	-	-	-	-	-	-	-	-	-
at NO 9/21	-	-	-	-	-	-	-	-	-	-	-
vs. ATL 9/28	-	-	-	-	-	-	-	-	-	-	-
at GB - 10/2	-	-	-	-	-	-	-	-	-	-	-
vs. DET - 10/12-	-	-	-	-	-	-	-	-	-	-	-
at BUF - 10/19	-	-	-	-	-	-	-	-	-	-	-
at TB 10/26	-	-	-	-	-	-	-	-	-	-	-
vs. WAS - 11/2	-	-	-	-	-	-	-	-	-	-	-
at CHI - 11/16	-	-	-	-	-	-	-	-	-	-	-
vs. GB - 11/23	-	-	-	-	-	-	-	-	-	-	-
vs. CAR - 11/30-	-	-	-	-	-	-	-	-	-	-	-
vs. NYJ - 12/7	-	-	-	-	-	-	-	-	-	-	-
at DET - 12/14	-	-	-	-	-	-	-	-	-	-	-
at MIA - 12/21	-	-	-	-	-	-	-	-	-	-	-
vs. CHI - 12/28	-	-	-	-	-	-	-	-	-	-	-
<b>2014 TOTALS</b>	<b>0</b>	<b>0</b>	<b>0</b>	<b>0</b>	<b>0.0</b>	<b>0</b>	<b>0</b>	<b>0</b>	<b>0</b>	<b>0</b>	<b>0.0</b>
<b>CAREER</b>	<b>1,013</b>	<b>610</b>	<b>6,436</b>	<b>60.2%</b>	<b>38</b>	<b>34</b>	<b>72</b>	<b>89</b>	<b>467</b>	<b>77.3</b>	

RUSHING	OPPONENT	No	Yds	Avg	Lg	TD
at STL - 9/7	-	-	-	-	-	-
vs. NE - 9/14	-	-	-	-	-	-
at NO 9/21	-	-	-	-	-	-
vs. ATL 9/28	-	-	-	-	-	-
at GB - 10/2	-	-	-	-	-	-
vs. DET - 10/12-	-	-	-	-	-	-
at BUF - 10/19	-	-	-	-	-	-
at TB 10/26	-	-	-	-	-	-
vs. WAS - 11/2	-	-	-	-	-	-
at CHI - 11/16	-	-	-	-	-	-
vs. GB - 11/23	-	-	-	-	-	-
vs. CAR - 11/30-	-	-	-	-	-	-
vs. NYJ - 12/7	-	-	-	-	-	-
at DET - 12/14	-	-	-	-	-	-
at MIA - 12/21	-	-	-	-	-	-
vs. CHI - 12/28	-	-	-	-	-	-
<b>2014 TOTALS</b>	<b>0</b>	<b>0</b>	<b>0</b>	<b>0</b>	<b>0</b>	<b>0</b>
<b>CAREER</b>	<b>122</b>	<b>623</b>	<b>5.1</b>	<b>29</b>	<b>6</b>	

# 2014 VIKINGS PLAYER BIOS



**#27 SHAUN PRATER • CB**  
2nd Year Vikings/3rd Year NFL • Iowa

**#39 JABARI PRICE • CB**  
Rookie • North Carolina

## 2014 REGULAR SEASON HIGHLIGHTS

### CAREER NOTES

- Originally selected in the 5th round of the 2012 Draft by Cincinnati (#156 overall).
- Spent the 2012 season on IR after injuring his knee in training camp.
- Joined the Philadelphia Eagles on 9/11/13 after being placed on waivers by Cincinnati and appeared in 1 game (9/19/13) vs. Kansas City before being placed on waivers by the Eagles.
- Made his 1st NFL start on 12/15/13 vs. Philadelphia, his former team, and intercepted his 1st NFL pass from Nick Foles returning it 30 yards.

2014 GP/GS	Career GP/GS	Playoffs GP/GS
0/0	9/3 (8/3-MIN, 1/0-PHI)	0/0

### Prater's 2014 Season Highs

#### Prater's Career Highs

Tackles.....3.....vs. Detroit, 12/29/13  
Special Teams Tkls...2.....at Green Bay, 11/24/13  
Interception.....1.....vs. Philadelphia, 12/15/13  
Long INT Return.....30.....vs. Philadelphia, 12/15/13  
Passes Defensed.....3.....at Cincinnati, 12/22/13

#### PRATER'S SEASON AND CAREER DEFENSIVE STATS

OPPONENT	U	A	T	TFL	SK	QH	FF	FR	INT	PD
at STL - 9/7	-	-	-	-	-	-	-	-	-	-
vs. NE - 9/14	-	-	-	-	-	-	-	-	-	-
at NO 9/21	-	-	-	-	-	-	-	-	-	-
vs. ATL 9/28	-	-	-	-	-	-	-	-	-	-
at GB - 10/2	-	-	-	-	-	-	-	-	-	-
vs. DET - 10/12	-	-	-	-	-	-	-	-	-	-
at BUF - 10/19	-	-	-	-	-	-	-	-	-	-
at TB 10/26	-	-	-	-	-	-	-	-	-	-
vs. WAS - 11/2	-	-	-	-	-	-	-	-	-	-
at CHI - 11/16	-	-	-	-	-	-	-	-	-	-
vs. GB - 11/23	-	-	-	-	-	-	-	-	-	-
vs. CAR - 11/30	-	-	-	-	-	-	-	-	-	-
vs. NYJ - 12/7	-	-	-	-	-	-	-	-	-	-
at DET - 12/14	-	-	-	-	-	-	-	-	-	-
at MIA - 12/21	-	-	-	-	-	-	-	-	-	-
vs. CHI - 12/28	-	-	-	-	-	-	-	-	-	-
<b>2014 TOTALS</b>	<b>0</b>	<b>0</b>	<b>0</b>	<b>0.0</b>	<b>0.0</b>	<b>0</b>	<b>0</b>	<b>0</b>	<b>0</b>	<b>0</b>
<b>CAREER</b>	<b>6</b>	<b>0</b>	<b>6</b>	<b>0</b>	<b>0</b>	<b>0</b>	<b>0</b>	<b>0</b>	<b>1</b>	<b>7</b>

#### SPECIAL TEAMS STATS

OPPONENT	U	A	T	FF	FR	BK
at STL - 9/7	-	-	-	-	-	-
vs. NE - 9/14	-	-	-	-	-	-
at NO 9/21	-	-	-	-	-	-
vs. ATL 9/28	-	-	-	-	-	-
at GB - 10/2	-	-	-	-	-	-
vs. DET - 10/12	-	-	-	-	-	-
at BUF - 10/19	-	-	-	-	-	-
at TB 10/26	-	-	-	-	-	-
vs. WAS - 11/2	-	-	-	-	-	-
at CHI - 11/16	-	-	-	-	-	-
vs. GB - 11/23	-	-	-	-	-	-
vs. CAR - 11/30	-	-	-	-	-	-
vs. NYJ - 12/7	-	-	-	-	-	-
at DET - 12/14	-	-	-	-	-	-
at MIA - 12/21	-	-	-	-	-	-
vs. CHI - 12/28	-	-	-	-	-	-
<b>2014 TOTALS</b>	<b>0</b>	<b>0</b>	<b>0</b>	<b>0</b>	<b>0</b>	<b>0</b>

## 2014 REGULAR SEASON HIGHLIGHTS

### CAREER NOTES

- The final pick of the Vikings 2014 draft class.
- Was 1 of 3 DBs drafted by the Vikings in 2014 as the club used 7 of its 10 draft picks on the defensive side of the ball.
- The 1st North Carolina CB drafted since 2004.
- Selected with 225th overall selection, a pick obtained in trade of draft picks with Carolina.

2014 GP/GS	Career GP/GS	Playoffs GP/GS
0/0	0/0	0/0

### Price's 2014 Season and Career Highs

#### PRICE'S SEASON AND CAREER DEFENSIVE STATS

OPPONENT	U	A	T	TFL	SK	QH	FF	FR	INT	PD
at STL - 9/7	-	-	-	-	-	-	-	-	-	-
vs. NE - 9/14	-	-	-	-	-	-	-	-	-	-
at NO 9/21	-	-	-	-	-	-	-	-	-	-
vs. ATL 9/28	-	-	-	-	-	-	-	-	-	-
at GB - 10/2	-	-	-	-	-	-	-	-	-	-
vs. DET - 10/12	-	-	-	-	-	-	-	-	-	-
at BUF - 10/19	-	-	-	-	-	-	-	-	-	-
at TB 10/26	-	-	-	-	-	-	-	-	-	-
vs. WAS - 11/2	-	-	-	-	-	-	-	-	-	-
at CHI - 11/16	-	-	-	-	-	-	-	-	-	-
vs. GB - 11/23	-	-	-	-	-	-	-	-	-	-
vs. CAR - 11/30	-	-	-	-	-	-	-	-	-	-
vs. NYJ - 12/7	-	-	-	-	-	-	-	-	-	-
at DET - 12/14	-	-	-	-	-	-	-	-	-	-
at MIA - 12/21	-	-	-	-	-	-	-	-	-	-
vs. CHI - 12/28	-	-	-	-	-	-	-	-	-	-
<b>2014 TOTALS</b>	<b>0</b>	<b>0</b>	<b>0</b>	<b>0.0</b>	<b>0.0</b>	<b>0</b>	<b>0</b>	<b>0</b>	<b>0</b>	<b>0</b>
<b>CAREER</b>	<b>0</b>	<b>0</b>	<b>0</b>	<b>0.0</b>	<b>0.0</b>	<b>0</b>	<b>0</b>	<b>0</b>	<b>0</b>	<b>0</b>

#### SPECIAL TEAMS STATS

OPPONENT	U	A	T	FF	FR	BK
at STL - 9/7	-	-	-	-	-	-
vs. NE - 9/14	-	-	-	-	-	-
at NO 9/21	-	-	-	-	-	-
vs. ATL 9/28	-	-	-	-	-	-
at GB - 10/2	-	-	-	-	-	-
vs. DET - 10/12	-	-	-	-	-	-
at BUF - 10/19	-	-	-	-	-	-
at TB 10/26	-	-	-	-	-	-
vs. WAS - 11/2	-	-	-	-	-	-
at CHI - 11/16	-	-	-	-	-	-
vs. GB - 11/23	-	-	-	-	-	-
vs. CAR - 11/30	-	-	-	-	-	-
vs. NYJ - 12/7	-	-	-	-	-	-
at DET - 12/14	-	-	-	-	-	-
at MIA - 12/21	-	-	-	-	-	-
vs. CHI - 12/28	-	-	-	-	-	-
<b>2014 TOTALS</b>	<b>0</b>	<b>0</b>	<b>0</b>	<b>0</b>	<b>0</b>	<b>0</b>

# 2014 VIKINGS PLAYER BIOS



## #29 XAVIER RHODES • CB Rookie • Florida State

### 2014 REGULAR SEASON HIGHLIGHTS

#### CAREER NOTES

- Broke the team rookie-record for most passes defended in a season with 23. Orlando Thomas was the previous record holder after recording 19 in 1995.
- Started and made his NFL debut on Week 1 in Detroit (9/8/13).
- Recorded a career-high 9 total tackles at Green Bay (11/24/13).
- Put up back-to-back-to-back games with 4 passes defended (11/24/13 at Green Bay, 12/1/13 vs. Chicago, 12/8/13 at Baltimore). Leads the team with 23 passes defended.
- Is the 4th DB in team history to be selected in the 1st round and the 2nd CB among the 4.
- All-ACC 1st Team following his junior season in 2012.
- Earned ACC Defensive Rookie of the Year in 2010.

<b>2014 GP/GS</b>	<b>Career GP/GS</b>	<b>Playoffs GP/GS</b>
0/0	13/6	0/0

#### Rhodes' 2014 Season/Career Highs

##### Rhodes' Career Highs

Tackles.....9.....at Green Bay, 11/24/13  
Solo Tackles .....7.....vs. Green Bay, 10/27/13, vs. Washington, 11/7/13, vs. Chicago, 12/1/13  
Passes Defended .4.....at Green Bay, 11/24/13, vs. Chicago, 12/1/13, 12/8/13 at Baltimore  
Tackle For Loss ....1.....vs. Green Bay, 10/27/13, vs. Chicago, 12/1/13  
Forced Fumble .....1.....at Baltimore, 12/8/13  
ST Tackle.....1.....vs. Pittsburgh, 9/29/13

#### RHODES' SEASON AND CAREER STATS

OPPONENT	U	A	T	TFL	SK	QH	FF	FR	INT	PD
at STL - 9/7	-	-	-	-	-	-	-	-	-	-
vs. NE - 9/14	-	-	-	-	-	-	-	-	-	-
at NO 9/21	-	-	-	-	-	-	-	-	-	-
vs. ATL 9/28	-	-	-	-	-	-	-	-	-	-
at GB - 10/2	-	-	-	-	-	-	-	-	-	-
vs. DET - 10/12	-	-	-	-	-	-	-	-	-	-
at BUF - 10/19	-	-	-	-	-	-	-	-	-	-
at TB 10/26	-	-	-	-	-	-	-	-	-	-
vs. WAS - 11/2	-	-	-	-	-	-	-	-	-	-
at CHI - 11/16	-	-	-	-	-	-	-	-	-	-
vs. GB - 11/23	-	-	-	-	-	-	-	-	-	-
vs. CAR - 11/30	-	-	-	-	-	-	-	-	-	-
vs. NYJ - 12/7	-	-	-	-	-	-	-	-	-	-
at DET - 12/14	-	-	-	-	-	-	-	-	-	-
at MIA - 12/21	-	-	-	-	-	-	-	-	-	-
vs. CHI - 12/28	-	-	-	-	-	-	-	-	-	-
<b>2014 TOTALS</b>	<b>0</b>	<b>0</b>	<b>0</b>	<b>0.0</b>	<b>0.0</b>	<b>0</b>	<b>0</b>	<b>0</b>	<b>0</b>	<b>0</b>
<b>CAREER</b>	<b>48</b>	<b>13</b>	<b>61</b>	<b>2</b>	<b>0</b>	<b>0</b>	<b>1</b>	<b>0</b>	<b>0</b>	<b>23</b>

## #21 JOSH ROBINSON • CB 3rd Year Vikings/3rd Year NFL • Central Florida

### 2014 REGULAR SEASON HIGHLIGHTS

#### CAREER NOTES

- The 2nd DB selected by the Vikings with their top 3 choices in the 2012 Draft and 1 of 3 DBs drafted in the Vikings 10 choices. 3rd Round, 66th overall.
- Recorded his 1st career interception against San Francisco (9/23/12) and Alex Smith. Robinson had 3 tackles, 1 INT and 1 PBU. He added a TD saving tackle on special teams when tracking down Kyle Williams.
- Helped shut down the Lions offense and only allow 1 TD on the day (9/30/12). Robinson set a career high with 8 tackles (7 solo) to go with 2 passes defended (career high). Earned his 1st NFL start.
- Shined in the win over Chicago (12/9/12). Picked off Cutler and returned it 44 yards to set up an Adrian Peterson TD. Added 5 solo tackles and 1 special teams tackle.
- Posted the fastest 40-yard dash time at the 2012 combine at 4.33. Was the 1st player selected from a Florida college in the 2012 Draft.
- Is the 1st UCF player drafted by the Vikings since Daunte Culpepper in the 1st round of 1999.

<b>2014 GP/GS</b>	<b>Career GP/GS</b>	<b>Playoffs GP/GS</b>
0/0	26/16	1/0

#### Robinson's 2014 Season Highs

##### Robinson's Career Highs

Tackles.....12.....vs Pittsburgh, 9/29/13  
Solo Tackles .....8.....vs Pittsburgh, 9/29/13, vs. Green Bay, 10/27/13  
Interceptions .....1.....vs San Francisco, 9/23/12, vs Chicago, 12/9/12  
Forced Fumbles....1.....at Detroit, 9/8/13  
Long INT Return.44.....vs Chicago, 12/9/12  
QB Pressures .....2.....at Chicago, 9/15/13  
Passed Defended.2.....4 times; last vs. Green Bay, 10/27/13  
Tackles For Loss...3.....vs Carolina, 10/13/13  
ST Tackles.....2.....at Green Bay, 12/2/12, at Chicago, 9/15/13

#### ROBINSON'S SEASON AND CAREER STATS

OPPONENT	U	A	T	TFL	SK	QH	FF	FR	INT	PD
at STL - 9/7	-	-	-	-	-	-	-	-	-	-
vs. NE - 9/14	-	-	-	-	-	-	-	-	-	-
at NO 9/21	-	-	-	-	-	-	-	-	-	-
vs. ATL 9/28	-	-	-	-	-	-	-	-	-	-
at GB - 10/2	-	-	-	-	-	-	-	-	-	-
vs. DET - 10/12	-	-	-	-	-	-	-	-	-	-
at BUF - 10/19	-	-	-	-	-	-	-	-	-	-
at TB 10/26	-	-	-	-	-	-	-	-	-	-
vs. WAS - 11/2	-	-	-	-	-	-	-	-	-	-
at CHI - 11/16	-	-	-	-	-	-	-	-	-	-
vs. GB - 11/23	-	-	-	-	-	-	-	-	-	-
vs. CAR - 11/30	-	-	-	-	-	-	-	-	-	-
vs. NYJ - 12/7	-	-	-	-	-	-	-	-	-	-
at DET - 12/14	-	-	-	-	-	-	-	-	-	-
at MIA - 12/21	-	-	-	-	-	-	-	-	-	-
vs. CHI - 12/28	-	-	-	-	-	-	-	-	-	-
<b>2014 TOTALS</b>	<b>0</b>	<b>0</b>	<b>0</b>	<b>0.0</b>	<b>0.0</b>	<b>0</b>	<b>0</b>	<b>0</b>	<b>0</b>	<b>0</b>
<b>CAREER</b>	<b>92</b>	<b>21</b>	<b>113</b>	<b>5</b>	<b>0</b>	<b>3</b>	<b>1</b>	<b>0</b>	<b>2</b>	<b>15</b>

# 2014 VIKINGS PLAYER BIOS



**#96 BRIAN ROBISON • DE**  
8th Year Vikings/8th Year NFL • Texas

## 2014 REGULAR SEASON HIGHLIGHTS

### CAREER NOTES

- Became only the 7th DE in team history to appear in 100+ games.
- Notched career-best 8.5 sacks and 8 passes defended in 2012.
- Scored his 1st NFL TD on a 61-yard fumble recovery in Chicago (9/15/13). Is the 3rd longest fumble recovery in team history (K. Williams '04 - 77t & A. Page '70 - 65t).
- Had a record day against the Cardinals (10/21/12). Recorded 3.5 sacks (career high), 11 tackles (career high), 3 TFLs (career high), 6 QB hurries (season high) and 1 FF.
- Was the last Viking to sack Packers QB Brett Favre.

2014 GP/GS	Career GP/GS	Playoffs GP/GS
0/0	110/54	4/2

### Robison's 2014 Season Highs

### Robison's Career Highs

Tackles..... 11 .....vs Arizona, 10/21/12  
Sacks..... 3.5 .....vs Arizona, 10/21/12  
Forced Fumble ..... 1 .....8 times; last vs Green Bay, 12/30/12  
Fumble Rec. .... 2 .....at Buffalo, 12/5/10  
Long Fum Ret.... 61t .....at Chicago, 9/15/13  
QB Hurries..... 6 .....4 times, last at Green Bay, 11/24/13  
Tackle for Loss..... 3 .....vs Arizona, 10/21/12  
Passes Defensed .3 .....vs Tampa Bay, 10/25/12

### ROBISON'S SEASON AND CAREER STATS

OPPONENT	U	A	T	TFL	SK	QH	FF	FR	INT	PD
at STL - 9/7	-	-	-	-	-	-	-	-	-	-
vs. NE - 9/14	-	-	-	-	-	-	-	-	-	-
at NO 9/21	-	-	-	-	-	-	-	-	-	-
vs. ATL 9/28	-	-	-	-	-	-	-	-	-	-
at GB - 10/2	-	-	-	-	-	-	-	-	-	-
vs. DET - 10/12	-	-	-	-	-	-	-	-	-	-
at BUF - 10/19	-	-	-	-	-	-	-	-	-	-
at TB 10/26	-	-	-	-	-	-	-	-	-	-
vs. WAS - 11/2	-	-	-	-	-	-	-	-	-	-
at CHI - 11/16	-	-	-	-	-	-	-	-	-	-
vs. GB - 11/23	-	-	-	-	-	-	-	-	-	-
vs. CAR - 11/30	-	-	-	-	-	-	-	-	-	-
vs. NYJ - 12/7	-	-	-	-	-	-	-	-	-	-
at DET - 12/14	-	-	-	-	-	-	-	-	-	-
at MIA - 12/21	-	-	-	-	-	-	-	-	-	-
vs. CHI - 12/28	-	-	-	-	-	-	-	-	-	-
<b>2014 TOTALS</b>	<b>0</b>	<b>0</b>	<b>0</b>	<b>0.0</b>	<b>0.0</b>	<b>0</b>	<b>0</b>	<b>0</b>	<b>0</b>	<b>0</b>
<b>CAREER</b>	<b>142</b>	<b>82</b>	<b>224</b>	<b>45</b>	<b>39</b>	<b>162</b>	<b>8</b>	<b>6</b>	<b>0</b>	<b>14</b>

**#82 KYLE RUDOLPH • TE**  
4th Year Vikings/4th Year NFL • Notre Dame

## 2014 REGULAR SEASON HIGHLIGHTS

### CAREER NOTES

- Had 9 TDs in 2012, 2nd most in Vikings history (Shiancoe, 11) and 2nd in the NFL by TEs in the 2012 season. 15 career TDs has him in 5th place in Vikings history for career TDs by a TE.
- Selected to 2012 Pro Bowl and earned MVP honors with 5 rec., 122 yds. and 1 TD
- Tied for 2nd in Vikings history for a rookie TE with 8 starts. Scored all 3 of his TDs in the final 7 games of his rookie year.
- Tied the Vikings TE record with 2 TDs in a game. The 12th TE to accomplish the feat.
- Set career highs in receptions (9) and receiving yards (97) versus Carolina (10/13/13). Added a 23-yard TD.
- Rudolph earned the start in Week 1 of the 2012 season vs. Jacksonville. Posted career highs in receptions (5) and receiving yards (67) with a long catch of 29-yards in the overtime win versus Jacksonville.
- Was the 1st TE selected in the 2011 NFL Draft...Selected #43 overall, he is the 2nd-highest drafted TE in Vikings history behind Hal Bedsole (#19 overall) in 1964.
- Earned **All-Rookie** honors from Pro Football Weekly and National Football Post.

2014 GP/GS	Career GP/GS	Playoffs GP/GS
0/0	39/32	1/1

### Rudolph's 2014 Season Highs

### Rudolph's Career Highs

Receptions..... 9 .....vs Carolina, 10/13/13  
Receiving Yards.. 97 .....vs Carolina, 10/13/13  
Long Reception .. 41 .....at Kansas City, 10/2/11  
Long TD Rec. .... 31 .....at Dallas, 11/3/13  
Touchdowns..... 2 .....vs San Francisco, 9/23/12

### RUDOLPH'S SEASON AND CAREER STATS

OPPONENT	No	Yds	Avg	Lg	TD
at STL - 9/7	-	-	-	-	-
vs. NE - 9/14	-	-	-	-	-
at NO 9/21	-	-	-	-	-
vs. ATL 9/28	-	-	-	-	-
at GB - 10/2	-	-	-	-	-
vs. DET - 10/12	-	-	-	-	-
at BUF - 10/19	-	-	-	-	-
at TB 10/26	-	-	-	-	-
vs. WAS - 11/2	-	-	-	-	-
at CHI - 11/16	-	-	-	-	-
vs. GB - 11/23	-	-	-	-	-
vs. CAR - 11/30	-	-	-	-	-
vs. NYJ - 12/7	-	-	-	-	-
at DET - 12/14	-	-	-	-	-
at MIA - 12/21	-	-	-	-	-
vs. CHI - 12/28	-	-	-	-	-
<b>2014 TOTALS</b>	<b>0</b>	<b>0</b>	<b>0</b>	<b>0</b>	<b>0</b>
<b>CAREER</b>	<b>109</b>	<b>1055</b>	<b>9.7</b>	<b>41</b>	<b>15</b>

# 2014 VIKINGS PLAYER BIOS



## #34 ANDREW SENDEJO • S 4th Year Vikings/4th Year NFL • Rice

### 2014 REGULAR SEASON HIGHLIGHTS

#### CAREER NOTES

- Made his 1st NFL start on 9/29/13 vs. Pittsburgh at Wembley Stadium in London.
- 1st career INT came against Joe Flacco in Baltimore on 12/8/13.
- Recorded a special teams tackle in 7 straight games in 2012. Finished 3rd on the team in 2013 with 13 ST tackles.
- Was the team's 3rd leading tackler (104) in 2013, his first year receiving defensive snaps.
- Set career highs in tackles (104), TFLs (4), PBU's (4) and ST tackles (13) in 2013.

<b>2014 GP/GS</b>	<b>Career GP/GS</b>	<b>Playoffs GP/GS</b>
0/0	34/10 (2/0-Dal, 32/10-Min)	1/0 (1/0-Min)

#### Sendejo's 2014 Season/Career Highs

#### Sendejo's 2013 Season/Career Highs

Total Tackles .....17.....vs. Washington, 11/7/13  
 Solo Tackles .....16.....vs. Washington, 11/7/13  
 Tackles For Loss.....1.....4 times; last vs. Philadelphia, 12/15/13  
 Interceptions .....1.....at Baltimore, 12/8/13  
 Passes Defensed .....3.....at Baltimore, 12/8/13  
 Special Teams Tkls...3.....vs. Green Bay, 10/27/13

#### SENDEJO'S SPECIAL TEAMS STATS

OPPONENT	U	A	T	FF	FR	BK
at STL - 9/7	-	-	-	-	-	-
vs. NE - 9/14	-	-	-	-	-	-
at NO 9/21	-	-	-	-	-	-
vs. ATL 9/28	-	-	-	-	-	-
at GB - 10/2	-	-	-	-	-	-
vs. DET - 10/12	-	-	-	-	-	-
at BUF - 10/19	-	-	-	-	-	-
at TB 10/26	-	-	-	-	-	-
vs. WAS - 11/2	-	-	-	-	-	-
at CHI - 11/16	-	-	-	-	-	-
vs. GB - 11/23	-	-	-	-	-	-
vs. CAR - 11/30	-	-	-	-	-	-
vs. NYJ - 12/7	-	-	-	-	-	-
at DET - 12/14	-	-	-	-	-	-
at MIA - 12/21	-	-	-	-	-	-
vs. CHI - 12/28	-	-	-	-	-	-
<b>2014 TOTALS</b>	<b>0</b>	<b>0</b>	<b>0</b>	<b>0</b>	<b>0</b>	<b>0</b>

#### DEFENSE

OPPONENT	U	A	T	TFL	SK	QH	FF	FR	INT	PD
at STL - 9/7	-	-	-	-	-	-	-	-	-	-
vs. NE - 9/14	-	-	-	-	-	-	-	-	-	-
at NO 9/21	-	-	-	-	-	-	-	-	-	-
vs. ATL 9/28	-	-	-	-	-	-	-	-	-	-
at GB - 10/2	-	-	-	-	-	-	-	-	-	-
vs. DET - 10/12	-	-	-	-	-	-	-	-	-	-
at BUF - 10/19	-	-	-	-	-	-	-	-	-	-
at TB 10/26	-	-	-	-	-	-	-	-	-	-
vs. WAS - 11/2	-	-	-	-	-	-	-	-	-	-
at CHI - 11/16	-	-	-	-	-	-	-	-	-	-
vs. GB - 11/23	-	-	-	-	-	-	-	-	-	-
vs. CAR - 11/30	-	-	-	-	-	-	-	-	-	-
vs. NYJ - 12/7	-	-	-	-	-	-	-	-	-	-
at DET - 12/14	-	-	-	-	-	-	-	-	-	-
at MIA - 12/21	-	-	-	-	-	-	-	-	-	-
vs. CHI - 12/28	-	-	-	-	-	-	-	-	-	-
<b>2014 TOTALS</b>	<b>0</b>	<b>0</b>	<b>0</b>	<b>0.0</b>	<b>0.0</b>	<b>0</b>	<b>0</b>	<b>0</b>	<b>0</b>	<b>0</b>
<b>CAREER</b>	<b>67</b>	<b>37</b>	<b>104</b>	<b>4</b>	<b>0</b>	<b>1</b>	<b>0</b>	<b>0</b>	<b>1</b>	<b>4</b>

## #35 MARCUS SHERELS • CB 4th Year Vikings/4th Year NFL • Minnesota

### 2014 REGULAR SEASON HIGHLIGHTS

#### CAREER NOTES

- Undrafted rookie out of Minnesota. Spent 15 weeks of the 2010 season on the practice squad before making NFL debut at Detroit on 1/1/11. Earned his 1st start against Arizona (10/9/11).
- Recorded his first NFL sack on Aaron Rodgers and added 5 solo tackles (10/23/11).
- Put up 3 tackles on defense in the win at Carolina but provided a 78-yard kick return to begin the game. It was the first return of Sherels' career and the longest in team history against Carolina.
- Recorded his 1st NFL TD on a 77-yard punt return on 9/30/12 at Detroit. Was also his 25th birthday. Joined P. Harvin who had a 105 KR TD vs. Det. 3rd time Vikings have recorded both PR/KR TDs in same game, an NFL record.
- Has 2 punt return TDs, tying a Vikings record for most punt return TDs in a career.
- His 86-yard PR TD against the New York Giants (10/21/13) was the 3rd longest in team history. His 119 return yards was the highest single-game total in team history.
- Returned 2 punts 50+ yards (86t, 50) in 2013, the first time in club history for a return man to have 2 punt returns over 50 yards in the same season. For his career, Sherels has 4 punt returns over 50 yards which ties David Palmer for the most in team history.

<b>2014 GP/GS</b>	<b>Career GP/GS</b>	<b>Playoffs GP/GS</b>
0/0	49/7	1/0

#### Sherels' 2014 Season Highs

#### Sherels' Career Highs

Punt Returns.....6.....at Houston, 12/23/12  
 Punt Return Yds 119.....at NY Giants, 10/21/13  
 Long Punt Ret....86t.....at NY Giants, 10/21/13  
 Kick Returns .....5.....vs Denver, 12/4/11  
 Long Kick Return 78.....at Carolina, 10/30/11  
 ST Tackles .....2.....4 times; last at Seattle, 11/17/13  
 Defensive Tackles 10.....vs Cleveland, 9/29/13  
 Solo Tackles .....9.....vs Cleveland, 9/29/13  
 Tackles For Loss...1.....2 times; last vs. Green Bay, 10/27/13  
 Sacks.....1.....vs Green Bay, 10/23/11  
 Passes Defensed .4.....vs Cleveland, 9/22/13  
 Interception.....1.....at Baltimore, 12/8/13

# 2014 VIKINGS PLAYER BIOS



## MARCUS SHERELS CONTINUED:

### SHERELS' SEASON AND CAREER STATS - DEFENSE

OPPONENT	U	A	T	TFL	SK	QH	FF	FR	INT	PD
at STL - 9/7	-	-	-	-	-	-	-	-	-	-
vs. NE - 9/14	-	-	-	-	-	-	-	-	-	-
at NO 9/21	-	-	-	-	-	-	-	-	-	-
vs. ATL 9/28	-	-	-	-	-	-	-	-	-	-
at GB - 10/2	-	-	-	-	-	-	-	-	-	-
vs. DET - 10/12	-	-	-	-	-	-	-	-	-	-
at BUF - 10/19	-	-	-	-	-	-	-	-	-	-
at TB 10/26	-	-	-	-	-	-	-	-	-	-
vs. WAS - 11/2	-	-	-	-	-	-	-	-	-	-
at CHI - 11/16	-	-	-	-	-	-	-	-	-	-
vs. GB - 11/23	-	-	-	-	-	-	-	-	-	-
vs. CAR - 11/30	-	-	-	-	-	-	-	-	-	-
vs. NYJ - 12/7	-	-	-	-	-	-	-	-	-	-
at DET - 12/14	-	-	-	-	-	-	-	-	-	-
at MIA - 12/21	-	-	-	-	-	-	-	-	-	-
vs. CHI - 12/28	-	-	-	-	-	-	-	-	-	-
<b>2014 TOTALS</b>	<b>0</b>	<b>0</b>	<b>0</b>	<b>0.0</b>	<b>0.0</b>	<b>0</b>	<b>0</b>	<b>0</b>	<b>0</b>	<b>0</b>
<b>CAREER</b>	<b>61</b>	<b>14</b>	<b>75</b>	<b>2</b>	<b>1</b>	<b>0</b>	<b>1</b>	<b>0</b>	<b>1</b>	<b>19</b>

### PUNT RETURNS

OPPONENT	No	Yds	Avg	FC	Lg	TD
at STL - 9/7	-	-	-	-	-	-
vs. NE - 9/14	-	-	-	-	-	-
at NO 9/21	-	-	-	-	-	-
vs. ATL 9/28	-	-	-	-	-	-
at GB - 10/2	-	-	-	-	-	-
vs. DET - 10/12	-	-	-	-	-	-
at BUF - 10/19	-	-	-	-	-	-
at TB 10/26	-	-	-	-	-	-
vs. WAS - 11/2	-	-	-	-	-	-
at CHI - 11/16	-	-	-	-	-	-
vs. GB - 11/23	-	-	-	-	-	-
vs. CAR - 11/30	-	-	-	-	-	-
vs. NYJ - 12/7	-	-	-	-	-	-
at DET - 12/14	-	-	-	-	-	-
at MIA - 12/21	-	-	-	-	-	-
vs. CHI - 12/28	-	-	-	-	-	-
<b>2014 TOTALS</b>	<b>0</b>	<b>0</b>	<b>0.0</b>	<b>0</b>	<b>0</b>	<b>0</b>
<b>CAREER</b>	<b>87</b>	<b>899</b>	<b>10.3</b>	<b>73</b>	<b>86t</b>	<b>2</b>

### SPECIAL TEAMS

OPPONENT	U	A	T	FF	FR	BK
at STL - 9/7	-	-	-	-	-	-
vs. NE - 9/14	-	-	-	-	-	-
at NO 9/21	-	-	-	-	-	-
vs. ATL 9/28	-	-	-	-	-	-
at GB - 10/2	-	-	-	-	-	-
vs. DET - 10/12	-	-	-	-	-	-
at BUF - 10/19	-	-	-	-	-	-
at TB 10/26	-	-	-	-	-	-
vs. WAS - 11/2	-	-	-	-	-	-
at CHI - 11/16	-	-	-	-	-	-
vs. GB - 11/23	-	-	-	-	-	-
vs. CAR - 11/30	-	-	-	-	-	-
vs. NYJ - 12/7	-	-	-	-	-	-
at DET - 12/14	-	-	-	-	-	-
at MIA - 12/21	-	-	-	-	-	-
vs. CHI - 12/28	-	-	-	-	-	-
<b>2014 TOTALS</b>	<b>0</b>	<b>0</b>	<b>0</b>	<b>0</b>	<b>0</b>	<b>0</b>

## #81 JEROME SIMPSON • WR

3rd Year Vikings/7th Year NFL • Coastal Carolina

### 2014 REGULAR SEASON HIGHLIGHTS

#### CAREER NOTES

- Had breakout season with Cincinnati in 2011 with career-best 50 catches, 725 yards and 4 TDs...Ranked 2nd on Bengals squad in receiving yards and TDs and 3rd in receptions.

- Has notched 7 career 100+ receiving yardage days.

- Caught 1st 2 career TDs vs. San Diego (12/26/10).

- Originally drafted by Cincinnati in 2nd round (#46 overall) in 2008.

- Saw time in all 16 regular season games with 14 starts and opened AFC Wild Card Playoff game at Houston...Played in 1st career post-season game in Wild Card.

- Had a highlight for the ages vs. Arizona (12/24) when he somersaulted over LB Daryl Washington at the goal line and stuck the landing in the end zone for a 19-yard TD in the Bengals win. The play was nominated for an ESPY Award.

- Converted 34 of his 50 receptions into 1st downs in 2011.

- Started in his Vikings debut at Detroit on 9/30/12 and finished the contest with 4 receptions for 50 yards including a long reception of 27 yards.

#### 2014 GP/GS

0/0

#### Career GP/GS

57/36 (29/18-Cin, 28/18-Min)

#### Playoffs GP/GS

2/2 (1/1-Cin., 1/1 Min.)

### Simpson's 2014 Season Highs

#### Simpson's Career Highs

Receptions.....12 .....at Baltimore, 1/2/11

Receiving Yards 152 .....at Baltimore, 1/2/11

Long Reception ..84 .....at Denver, 9/18/11

TD Receptions.....2 .....vs San Diego, 12/26/10

#### SIMPSON'S SEASON AND CAREER STATS

OPPONENT	No	Yds	Avg	Lg	TD
at STL - 9/7	-	-	-	-	-
vs. NE - 9/14	-	-	-	-	-
at NO 9/21	-	-	-	-	-
vs. ATL 9/28	-	-	-	-	-
at GB - 10/2	-	-	-	-	-
vs. DET - 10/12	-	-	-	-	-
at BUF - 10/19	-	-	-	-	-
at TB 10/26	-	-	-	-	-
vs. WAS - 11/2	-	-	-	-	-
at CHI - 11/16	-	-	-	-	-
vs. GB - 11/23	-	-	-	-	-
vs. CAR - 11/30	-	-	-	-	-
vs. NYJ - 12/7	-	-	-	-	-
at DET - 12/14	-	-	-	-	-
at MIA - 12/21	-	-	-	-	-
vs. CHI - 12/28	-	-	-	-	-
<b>2014 TOTALS</b>	<b>0</b>	<b>0</b>	<b>0.0</b>	<b>0</b>	<b>0</b>
<b>CAREER</b>	<b>145</b>	<b>2004</b>	<b>13.8</b>	<b>84</b>	<b>8</b>



# 2014 VIKINGS PLAYER BIOS



**#22 HARRISON SMITH • S**  
3rd Year Vikings/3rd Year NFL • Notre Dame

## 2014 REGULAR SEASON HIGHLIGHTS

### CAREER NOTES

- Becomes the 2nd rookie in team history (Dwayne Washington) with 2 INTs for TDs.
- Named to 2012 All-Rookie Team. 2nd in team in tackles (129), tied 1st in INTs (3). Added 9 ST tackles.
- Has 16 starts as a rookie safety breaking the team record of C.Lamson (14, 1962).
- Intercepted John Skelton and returned it 31 yards for a TD in the Vikings 21-14 win. Was Smith's first career INT and first career NFL TD. Added 9 tackles, 5 solo.
- Recorded double digit tackles in back-to-back games twice during the 2012 season.

2014 GP/GS	Career GP/GS	Playoffs GP/GS
0/0	24/23	1/1

### Smith's 2014 Season Highs

### Smith's Career Highs

Tackles.....12.....at Green Bay, 12/2/12, at St. Louis, 12/16/12  
Solo Tackles .....10.....vs Tampa Bay, 10/25/12  
Tackle For Loss ....1.....at Chicago, 11/25/12, at Houston, 12/23/12, vs Cleveland, 9/22/13  
Sack.....1.....at Houston, 12/23/12  
Passes Defended .3.....at Detroit, 9/30/12  
Forced Fumble ....1.....at Houston, 12/23/12  
Fumble Recovery 1.....vs Tennessee, 10/7/12, at Chicago, 9/15/13  
Interception.....1.....4 times; last vs Cleveland, 9/22/13  
INT TDs .....1.....vs Arizona, 10/21/12, vs Chicago, 12/9/12  
Long INT Ret .....56t.....vs Chicago, 12/9/12  
ST Tackles .....2.....vs Chicago, 12/9/12, at Chicago, 9/15/13

### SMITH'S SEASON AND CAREER STATS

OPPONENT	U	A	T	TFL	SK	QH	FF	FR	INT	PD
at STL - 9/7	-	-	-	-	-	-	-	-	-	-
vs. NE - 9/14	-	-	-	-	-	-	-	-	-	-
at NO 9/21	-	-	-	-	-	-	-	-	-	-
vs. ATL 9/28	-	-	-	-	-	-	-	-	-	-
at GB - 10/2	-	-	-	-	-	-	-	-	-	-
vs. DET - 10/12	-	-	-	-	-	-	-	-	-	-
at BUF - 10/19	-	-	-	-	-	-	-	-	-	-
at TB 10/26	-	-	-	-	-	-	-	-	-	-
vs. WAS - 11/2	-	-	-	-	-	-	-	-	-	-
at CHI - 11/16	-	-	-	-	-	-	-	-	-	-
vs. GB - 11/23	-	-	-	-	-	-	-	-	-	-
vs. CAR - 11/30	-	-	-	-	-	-	-	-	-	-
vs. NYJ - 12/7	-	-	-	-	-	-	-	-	-	-
at DET - 12/14	-	-	-	-	-	-	-	-	-	-
at MIA - 12/21	-	-	-	-	-	-	-	-	-	-
vs. CHI - 12/28	-	-	-	-	-	-	-	-	-	-
<b>2014 TOTALS</b>	<b>0</b>	<b>0</b>	<b>0</b>	<b>0.0</b>	<b>0.0</b>	<b>0</b>	<b>0</b>	<b>0</b>	<b>0</b>	<b>0</b>
<b>CAREER</b>	<b>129</b>	<b>66</b>	<b>195</b>	<b>4</b>	<b>1</b>	<b>5</b>	<b>2</b>	<b>2</b>	<b>5</b>	<b>16</b>

**#83 RODNEY SMITH • WR**  
2nd Year Vikings/2nd Year NFL • Florida State

## 2014 REGULAR SEASON HIGHLIGHTS

### CAREER NOTES

- Placed on the Vikings Practice Squad after joining the squad as an undrafted free agent in 2013.
- Spent the first 5 weeks on the Vikings practice squad before being promoted to the active roster on 10/17/13.
- Made his NFL debut on 11/3/13 at Dallas.
- Registered 2 special teams tackles versus Philadelphia, 12/15/13.

2014 GP/GS	Career GP/GS	Playoffs GP/GS
0/0	4/0	0/0

### Smith's 2014 Season/Career Highs

### Smith's 2013 Season/Career Highs

ST Tackles .....2.....vs. Philadelphia, 12/15/13

### SMITH'S SEASON AND CAREER STATS

#### SPECIAL TEAMS

OPPONENT	U	A	T	FF	FR	BK
at STL - 9/7	-	-	-	-	-	-
vs. NE - 9/14	-	-	-	-	-	-
at NO 9/21	-	-	-	-	-	-
vs. ATL 9/28	-	-	-	-	-	-
at GB - 10/2	-	-	-	-	-	-
vs. DET - 10/12	-	-	-	-	-	-
at BUF - 10/19	-	-	-	-	-	-
at TB 10/26	-	-	-	-	-	-
vs. WAS - 11/2	-	-	-	-	-	-
at CHI - 11/16	-	-	-	-	-	-
vs. GB - 11/23	-	-	-	-	-	-
vs. CAR - 11/30	-	-	-	-	-	-
vs. NYJ - 12/7	-	-	-	-	-	-
at DET - 12/14	-	-	-	-	-	-
at MIA - 12/21	-	-	-	-	-	-
vs. CHI - 12/28	-	-	-	-	-	-
<b>2014 TOTALS</b>	<b>0</b>	<b>0</b>	<b>0</b>	<b>0</b>	<b>0</b>	<b>0</b>

#### RECEIVING

OPPONENT	No	Yds	Avg	Lg	TD
at STL - 9/7	-	-	-	-	-
vs. NE - 9/14	-	-	-	-	-
at NO 9/21	-	-	-	-	-
vs. ATL 9/28	-	-	-	-	-
at GB - 10/2	-	-	-	-	-
vs. DET - 10/12	-	-	-	-	-
at BUF - 10/19	-	-	-	-	-
at TB 10/26	-	-	-	-	-
vs. WAS - 11/2	-	-	-	-	-
at CHI - 11/16	-	-	-	-	-
vs. GB - 11/23	-	-	-	-	-
vs. CAR - 11/30	-	-	-	-	-
vs. NYJ - 12/7	-	-	-	-	-
at DET - 12/14	-	-	-	-	-
at MIA - 12/21	-	-	-	-	-
vs. CHI - 12/28	-	-	-	-	-
<b>2014 TOTALS</b>	<b>0</b>	<b>0</b>	<b>0.0</b>	<b>0</b>	<b>0</b>
<b>CAREER</b>	<b>0</b>	<b>0</b>	<b>0.0</b>	<b>0</b>	<b>0</b>

# 2014 VIKINGS PLAYER BIOS



**#93 SHAMAR STEPHEN • DT**  
Rookie • Connecticut

**2014 REGULAR SEASON HIGHLIGHTS**

**CAREER NOTES**

- Drafted in the 7th round (#220 overall) in the 2014 NFL Draft.
- The 1st player from UConn drafted by the Vikings since RB Vince Clements (1971).
- First of 3 Vikings 7th-round selections in 2014.
- One of the Vikings 7 defensive selections in 2014.

<b>2014 GP/GS</b>	<b>Career GP/GS</b>	<b>Playoffs GP/GS</b>
0/0	0/0	0/0

**Stephen's 2014 Season and Career Highs**

**STEPHEN' SEASON AND CAREER DEFENSIVE STATS**

OPPONENT	U	A	T	TFL	SK	QH	FF	FR	INT	PD
at STL - 9/7	-	-	-	-	-	-	-	-	-	-
vs. NE - 9/14	-	-	-	-	-	-	-	-	-	-
at NO 9/21	-	-	-	-	-	-	-	-	-	-
vs. ATL 9/28	-	-	-	-	-	-	-	-	-	-
at GB - 10/2	-	-	-	-	-	-	-	-	-	-
vs. DET - 10/12	-	-	-	-	-	-	-	-	-	-
at BUF - 10/19	-	-	-	-	-	-	-	-	-	-
at TB 10/26	-	-	-	-	-	-	-	-	-	-
vs. WAS - 11/2	-	-	-	-	-	-	-	-	-	-
at CHI - 11/16	-	-	-	-	-	-	-	-	-	-
vs. GB - 11/23	-	-	-	-	-	-	-	-	-	-
vs. CAR - 11/30	-	-	-	-	-	-	-	-	-	-
vs. NYJ - 12/7	-	-	-	-	-	-	-	-	-	-
at DET - 12/14	-	-	-	-	-	-	-	-	-	-
at MIA - 12/21	-	-	-	-	-	-	-	-	-	-
vs. CHI - 12/28	-	-	-	-	-	-	-	-	-	-
<b>2014 TOTALS</b>	<b>0</b>	<b>0</b>	<b>0</b>	<b>0.0</b>	<b>0.0</b>	<b>0</b>	<b>0</b>	<b>0</b>	<b>0</b>	<b>0</b>
<b>CAREER</b>	<b>61</b>	<b>14</b>	<b>75</b>	<b>2</b>	<b>1</b>	<b>0</b>	<b>1</b>	<b>0</b>	<b>1</b>	<b>19</b>

**#65 JOHN SULLIVAN • C**  
6th Year Vikings/6th Year NFL • Notre Dame

**2014 REGULAR SEASON HIGHLIGHTS**

**CAREER NOTES**

- Signed a 5-year extension with the Vikings on 12/17/11.
- Named All-Pro by PFWA. Was 3rd in the AP All-Pro voting in 2012.
- One of five Vikings offensive linemen to start all 16 games in 2012. Joins Matt Kalil as the only 2 offensive linemen to start all 16 games in both 2012 and 2013.
- Has helped RB Adrian Peterson rush for 1,000+ yards and 10+ TDs in 2009, 2010, 2012 and 2013 including a team-record 18 TDs in 2009.
- Held down middle of the Vikings line in 2009, his 1st season as a starter, opening all 16 games and both playoff contests.
- Was the 4th C drafted in 2008 and became the 1st Notre Dame C drafted since 2003 when Jeff Faine was taken by Cleveland in the 1st round.

<b>2014 GP/GS</b>	<b>Career GP/GS</b>	<b>Playoffs GP/GS</b>
0/0	92/76	4/3

# 2014 VIKINGS PLAYER BIOS



## #19 ADAM THIELEN • WR 1st Year Vikings/1st Year NFL • Minn. State - Mankato

### 2014 REGULAR SEASON HIGHLIGHTS

#### CAREER NOTES

- Continued to develop throughout rookie season and spent all 16 weeks on Vikings practice squad.
- Earned invitation to continue with team following 2013 Vikings rookie camp and earned rookie free agent contract.
- Competed in scouting regionals in Chicago and Dallas that led to his invite to the Vikings rookie camp as a rookie in 2013.

2014 GP/GS	Career GP/GS	Playoffs GP/GS
0/0	0/0	0/0

#### Thielen's 2014 Season and Career Highs

#### THIELEN'S SEASON AND CAREER STATS

##### SPECIAL TEAMS

OPONENT	U	A	T	FF	FR	BK
at STL - 9/7	-	-	-	-	-	-
vs. NE - 9/14	-	-	-	-	-	-
at NO 9/21	-	-	-	-	-	-
vs. ATL 9/28	-	-	-	-	-	-
at GB - 10/2	-	-	-	-	-	-
vs. DET - 10/12	-	-	-	-	-	-
at BUF - 10/19	-	-	-	-	-	-
at TB 10/26	-	-	-	-	-	-
vs. WAS - 11/2	-	-	-	-	-	-
at CHI - 11/16	-	-	-	-	-	-
vs. GB - 11/23	-	-	-	-	-	-
vs. CAR - 11/30	-	-	-	-	-	-
vs. NYJ - 12/7	-	-	-	-	-	-
at DET - 12/14	-	-	-	-	-	-
at MIA - 12/21	-	-	-	-	-	-
vs. CHI - 12/28	-	-	-	-	-	-
<b>2014 TOTALS</b>	<b>0</b>	<b>0</b>	<b>0</b>	<b>0</b>	<b>0</b>	<b>0</b>

##### RECEIVING

OPONENT	No	Yds	Avg	Lg	TD
at STL - 9/7	-	-	-	-	-
vs. NE - 9/14	-	-	-	-	-
at NO 9/21	-	-	-	-	-
vs. ATL 9/28	-	-	-	-	-
at GB - 10/2	-	-	-	-	-
vs. DET - 10/12	-	-	-	-	-
at BUF - 10/19	-	-	-	-	-
at TB 10/26	-	-	-	-	-
vs. WAS - 11/2	-	-	-	-	-
at CHI - 11/16	-	-	-	-	-
vs. GB - 11/23	-	-	-	-	-
vs. CAR - 11/30	-	-	-	-	-
vs. NYJ - 12/7	-	-	-	-	-
at DET - 12/14	-	-	-	-	-
at MIA - 12/21	-	-	-	-	-
vs. CHI - 12/28	-	-	-	-	-
<b>2014 TOTALS</b>	<b>0</b>	<b>0</b>	<b>0.0</b>	<b>0</b>	<b>0</b>
<b>CAREER</b>	<b>0</b>	<b>0</b>	<b>0.0</b>	<b>0</b>	<b>0</b>

## #3 BLAIR WALSH • K 3rd Year Vikings/3rd Year NFL • Georgia

### 2014 REGULAR SEASON HIGHLIGHTS

#### CAREER NOTES

- Walsh's 55-yard FG was the longest FG made in NFL history by a rookie on the opening week of the season (vs. Jacksonville, 9/9/12).
- Connected on 3 50+ yard FGs (50,51,53) in St. Louis on 12/16/12 which set a Vikings single-game record and tied an NFL record for most 50+ yard FGs in a game.
- Walsh was 10-10 on 50+ yard FGs during the 2012 season, an NFL record. He went 12-12 to start his career, also an NFL record for most consecutive 50+ yard FGs. Is 12-15 overall on 50+ yard FGs.
- Has the most touchbacks (53) in a season in Vikings history. M. Berger was the previous leader with 40 in a season. Has recorded 7 touchbacks in a single-game twice, a team record.
- Broke Randy Moss' rookie scoring record (106, '98) in St. Louis on 12/16/12. Had 141 points on the season.
- Earned Pro Bowl honors for the NFC. 2-2 on FGs (48, 26) and 8-8 on XPs. Named 1st Team AP All-Pro along with being on the All-Rookie team following the 2012 year.
- Had 35 FGs on the season (2012), tying the franchise record (G. Anderson, '98).
- Has 12 career FGs of 50+ yards which tops Ryan Longwell (11) for the most in franchise history.
- His NFL record of consecutive games (4; 12/16/12 - 9/8/13) with a 50-yard FGs (53,56,54,52) came to an end at Chicago.

2014 GP/GS	Career GP/GS	Playoffs GP/GS
0/0	32/0	1/0

#### Walsh's 2014 Season Highs

#### Walsh's Career Highs

Field Goals Made .5 .....at St. Louis, 12/16/12  
 Field Goals Att.....5 .....at St. Louis, 12/16/12  
 Touchbacks.....7 .....at Washington, 10/14/12, vs. Philadelphia, 12/15/13  
 Extra Points .....4 .....4 times; most recently vs. Washington, 11/7/13  
 Extra Points .....4 .....4 times; most recently vs. Washington, 11/7/13  
 Long FG.....56 .....at Houston, 12/23/12  
 50yd FGs in 1 gm..3.....at St. Louis, 12/16/12

OPONENT	1-19		20-29		30-39		40-49		50+		FGs		FG Pct	PATs	
	M	A	M	A	M	A	M	A	M	A	M	A			
at STL - 9/7	-	-	-	-	-	-	-	-	-	-	-	-	-	-	-
vs. NE - 9/14	-	-	-	-	-	-	-	-	-	-	-	-	-	-	-
at NO 9/21	-	-	-	-	-	-	-	-	-	-	-	-	-	-	-
vs. ATL 9/28	-	-	-	-	-	-	-	-	-	-	-	-	-	-	-
at GB - 10/2	-	-	-	-	-	-	-	-	-	-	-	-	-	-	-
vs. DET - 10/12	-	-	-	-	-	-	-	-	-	-	-	-	-	-	-
at BUF - 10/19	-	-	-	-	-	-	-	-	-	-	-	-	-	-	-
at TB 10/26	-	-	-	-	-	-	-	-	-	-	-	-	-	-	-
vs. WAS - 11/2	-	-	-	-	-	-	-	-	-	-	-	-	-	-	-
at CHI - 11/16	-	-	-	-	-	-	-	-	-	-	-	-	-	-	-
vs. GB - 11/23	-	-	-	-	-	-	-	-	-	-	-	-	-	-	-
vs. CAR - 11/30	-	-	-	-	-	-	-	-	-	-	-	-	-	-	-
vs. NYJ - 12/7	-	-	-	-	-	-	-	-	-	-	-	-	-	-	-
at DET - 12/14	-	-	-	-	-	-	-	-	-	-	-	-	-	-	-
at MIA - 12/21	-	-	-	-	-	-	-	-	-	-	-	-	-	-	-
vs. CHI - 12/28	-	-	-	-	-	-	-	-	-	-	-	-	-	-	-
<b>2014 TOTALS</b>	<b>0</b>	<b>0</b>	<b>0</b>	<b>0</b>	<b>0</b>	<b>0</b>	<b>0</b>	<b>0</b>	<b>0</b>	<b>0</b>	<b>0</b>	<b>0</b>	<b>0</b>	<b>0</b>	<b>0</b>
<b>CAREER</b>	<b>0</b>	<b>0</b>	<b>17</b>	<b>17</b>	<b>20</b>	<b>21</b>	<b>12</b>	<b>15</b>	<b>12</b>	<b>15</b>	<b>61</b>	<b>68</b>	<b>89.7%</b>	<b>79</b>	<b>80</b>

# 2014 VIKINGS PLAYER BIOS



## #58 BRANDON WATTS • LB Rookie • Georgia Tech

### 2014 REGULAR SEASON HIGHLIGHTS

#### CAREER NOTES

- The Vikings 2nd pick in the 7th round, selected #223 overall by Vikings in 2014.
- First Georgia Tech player selected by the Vikings since LB Nick Rogers in 2002.
- Second LB taken by the Vikings in the 2014 Draft, joining 1st-round pick Anthony Barr (#9 overall).

<b>2014 GP/GS</b>	<b>Career GP/GS</b>	<b>Playoffs GP/GS</b>
0/0	0/0	0/0

#### Watts' 2014 Season and Career Highs

#### WATTS' SEASON AND CAREER STATS

SPECIAL TEAMS	U	A	T	FF	FR	BK
OPONENT	-	-	-	-	-	-
at STL - 9/7	-	-	-	-	-	-
vs. NE - 9/14	-	-	-	-	-	-
at NO 9/21	-	-	-	-	-	-
vs. ATL 9/28	-	-	-	-	-	-
at GB - 10/2	-	-	-	-	-	-
vs. DET - 10/12	-	-	-	-	-	-
at BUF - 10/19	-	-	-	-	-	-
at TB 10/26	-	-	-	-	-	-
vs. WAS - 11/2	-	-	-	-	-	-
at CHI - 11/16	-	-	-	-	-	-
vs. GB - 11/23	-	-	-	-	-	-
vs. CAR - 11/30	-	-	-	-	-	-
vs. NYJ - 12/7	-	-	-	-	-	-
at DET - 12/14	-	-	-	-	-	-
at MIA - 12/21	-	-	-	-	-	-
vs. CHI - 12/28	-	-	-	-	-	-
<b>2014 TOTALS</b>	<b>0</b>	<b>0</b>	<b>0</b>	<b>0</b>	<b>0</b>	<b>0</b>

## #99 COREY WOOTTON • DT 5th Year Vikings/5th Year NFL • Northwestern

### 2014 REGULAR SEASON HIGHLIGHTS

#### CAREER NOTES

- Signed with the Vikings after four seasons with NFC North rival Chicago.
- Has never had a losing record in the NFL.
- Has 22 career starts under his belt with a career-best 15 coming in 2013.
- Played in all 32 games with 22 starts between 2012 and 2013.
- Had career-high 7.0 sacks in 2012.
- Notched 1st career sack against Vikings (12/20/10) when he caught Brett Favre in game at TCF Bank Stadium, Favre's final play of his career.
- 4th-round draft choice (#109 overall) of Chicago in 2010.

<b>2014 GP/GS</b>	<b>Career GP/GS</b>	<b>Playoffs GP/GS</b>
0/0	32/4	1/1

#### Wootton's 2014 Season Highs

#### Wootton's Career Highs

Tackles..... 4 .....3 times, last at Minnesota, 12/1/13  
 Solo Tackles ..... 3 .....at Detroit, 9/29/13; vs. Green Bay, 12/29/13  
 Forced Fumble ..... 1 .....3 times, last at Detroit, 9/29/13  
 Passes Defensed ... 2 .....at Minnesota, 12/1/13  
 Fumble Recovery ... 1 .....vs. Minnesota, 9/15/13; at Detroit, 9/29/13

#### WOOTTON'S SEASON AND CAREER DEFENSIVE STATS

OPPONENT	U	A	T	TFL	SK	QH	FF	FR	INT	PD
at STL - 9/7	-	-	-	-	-	-	-	-	-	-
vs. NE - 9/14	-	-	-	-	-	-	-	-	-	-
at NO 9/21	-	-	-	-	-	-	-	-	-	-
vs. ATL 9/28	-	-	-	-	-	-	-	-	-	-
at GB - 10/2	-	-	-	-	-	-	-	-	-	-
vs. DET - 10/12	-	-	-	-	-	-	-	-	-	-
at BUF - 10/19	-	-	-	-	-	-	-	-	-	-
at TB 10/26	-	-	-	-	-	-	-	-	-	-
vs. WAS - 11/2	-	-	-	-	-	-	-	-	-	-
at CHI - 11/16	-	-	-	-	-	-	-	-	-	-
vs. GB - 11/23	-	-	-	-	-	-	-	-	-	-
vs. CAR - 11/30	-	-	-	-	-	-	-	-	-	-
vs. NYJ - 12/7	-	-	-	-	-	-	-	-	-	-
at DET - 12/14	-	-	-	-	-	-	-	-	-	-
at MIA - 12/21	-	-	-	-	-	-	-	-	-	-
vs. CHI - 12/28	-	-	-	-	-	-	-	-	-	-
<b>2014 TOTALS</b>	<b>0</b>	<b>0</b>	<b>0</b>	<b>0.0</b>	<b>0.0</b>	<b>0</b>	<b>0</b>	<b>0</b>	<b>0</b>	<b>0</b>
<b>CAREER</b>	<b>42</b>	<b>20</b>	<b>62</b>	<b>5.5</b>	<b>11.5</b>	<b>-</b>	<b>3</b>	<b>2</b>	<b>0</b>	<b>5</b>

# 2014 VIKINGS PLAYER BIOS



**#17 JARIUS WRIGHT • WR**  
3rd Year Vikings/3rd Year NFL • Arkansas

**#66 DAVID YANKEY • G**  
Rookie • Stanford

## 2014 REGULAR SEASON HIGHLIGHTS

### CAREER NOTES

- Set career highs in receptions (26), yards (434), rec. avg. (16.7) and TDs (3) in 2013.
- Wright's 1st reception is the 2nd longest in team history (54) by a rookie on their 1st NFL reception. The longest is held by Adrian Peterson (60t) against Atlanta in 2007.
- Wright becomes the 8th rookie to have a receiving TD in his 1st game played. His 65 yards was the 4th most by a Vikings rookie in his 1st game played.
- Joins former college and high school teammate Greg Childs in the Vikings 2012 draft class, the 2nd Arkansas pair to be drafted by the Vikings in the same year in team history.
- Made his Vikings and NFL debut count on 11/11/12 against the Detroit Lions. Wright's first catch was a 54-yard bomb from Christian Ponder. Wright would score later in the drive on a 3-yard TD reception. Finished the day with 3 receptions for 65 yards and 1 rush for 3 yards.
- Selected #134 overall in 2012 by the Vikings.

2014 GP/GS	Career GP/GS	Playoffs GP/GS
0/0	23/4	1/0

### Wright's 2014 Season Highs

#### Wright's Season and Career Highs

Receptions.....7.....at Chicago, 11/25/12  
 Receiving Yards..96.....vs Philadelphia, 12/15/13  
 Long Reception ..65.....vs Green Bay, 12/30/12  
 Long TD Rec .....38t.....at Seattle, 11/17/13  
 Touchdowns.....2.....at Seattle, 11/17/13  
 Rush Attempts .....1.....vs Detroit, 11/11/12  
 Rushing Yards .....3.....vs Detroit, 11/11/12  
 Long Rush .....3.....vs Detroit, 11/11/12

#### WRIGHT'S SEASON AND CAREER RECEIVING STATS

OPPONENT	No	Yds	Avg	Lg	TD
at STL - 9/7	-	-	-	-	-
vs. NE - 9/14	-	-	-	-	-
at NO 9/21	-	-	-	-	-
vs. ATL 9/28	-	-	-	-	-
at GB - 10/2	-	-	-	-	-
vs. DET - 10/12	-	-	-	-	-
at BUF - 10/19	-	-	-	-	-
at TB 10/26	-	-	-	-	-
vs. WAS - 11/2	-	-	-	-	-
at CHI - 11/16	-	-	-	-	-
vs. GB - 11/23	-	-	-	-	-
vs. CAR - 11/30	-	-	-	-	-
vs. NYJ - 12/7	-	-	-	-	-
at DET - 12/14	-	-	-	-	-
at MIA - 12/21	-	-	-	-	-
vs. CHI - 12/28	0	0	0	0	0
<b>2014 TOTALS</b>	<b>0</b>	<b>0</b>	<b>0</b>	<b>0</b>	<b>0</b>
<b>CAREER</b>	<b>48</b>	<b>744</b>	<b>15.5</b>	<b>65</b>	<b>5</b>

## 2014 REGULAR SEASON HIGHLIGHTS

### CAREER NOTES

- Was the only offensive lineman chosen by the vikings in the 2014 NFL Draft.
- Was the 3rd Pac-12 member of the Vikings 2014 draft class.
- Selected in the 5th round (#145 overall) in 2014 by the Vikings.
- Played at Stanford under head coach David Shaw, whose father, Willie, is a former Vikings defensive coordinator.

2014 GP/GS	Career GP/GS	Playoffs GP/GS
0/0	0/0	0/0

# VIKINGS NOT IN THE MEDIA GUIDE



## MARQUEIS GRAY #87

**POSITION:** Tight End  
**HEIGHT/WEIGHT:** 6-4/242  
**DOB:** 11-7-89  
**HOMETOWN:** Indianapolis, IN

**COLLEGE:** Minnesota  
**ACQUIRED:** W (Clev) '14  
**NFL SEASON:** 2  
**VIKINGS SEASON:** 1

### GAMES/STARTS (regular season, playoffs)

2013 (12/0-Clev). **Total-** 12/0 (12/0-Clev.)

- Claimed off waivers from Cleveland on 8/31.
- Played under Offensive Coordinator Norv Turner a season ago with the Browns.
- Called TCF Bank Stadium home for his entire playing career with the Gophers.

### OFF THE FIELD

A youth studies major at the University of Minnesota, returns to his collegiate stadium, TCF Bank Stadium, to continue his playing career.

**PRO** Returns to Minnesota and rejoins Offensive Coordinator Norv Turner who served as Cleveland's offensive coordinator a season ago...Recorded 2 catches for 8 yards in 12 games...Carried the ball 6 times gaining 43 yards during his rookie campaign...Added 2 miscellaneous tackles...Originally signed as an undrafted free agent with the 49ers following the 2013 NFL Draft (5/7)...Played in all four San Francisco preseason games as a rookie before being released on 8/31/13...Claimed by Cleveland off waivers (9/1/13)...Released by the Browns 8/30...Signed with Minnesota 8/31.

**2013** Signed with Cleveland on 9/1 after spending the preseason with San Francisco...Appeared in 12 games for the Browns...Caught 2 passes for 8 yards in addition to 6 rushing attempts for 43 yards under Norv Turner...Added two miscellaneous tackles.

**COLLEGE** Earned starts at WR and QB for the Golden Gophers...Finished collegiate career completing 150-of-295 passing attempts with a 117.5 passer rating...Threw for 2,053 yards, 14 TDs and 11 INTs...Rushed for 1,731 yards and 12 TDs...Finished with 60 receptions for 766 yards and 6 TDs.

**PREP** Attended Ben Davis High School where he was a 3-year starter...Played in the U.S. Army All-American Bowl, completing 3-of-7 passes for 56 yards and a touchdown, while rushing for 41 yards and a TD.


### GRAY'S NFL TOTALS

Year	GP/GS	No.	RECEIVING			
			Yds.	Avg.	Lg	TD
2013 (Clev)	12/0	2	8	4.0	6	0
<b>Total</b>	<b>12/0</b>	<b>2</b>	<b>8</b>	<b>4.0</b>	<b>6</b>	<b>0</b>

Year	GP/GS	No.	RUSHING			
			Yds.	Avg.	Lg	TD
2013 (Clev)	12/0	6	43	7.2	18	0
<b>Total</b>	<b>12/0</b>	<b>6</b>	<b>43</b>	<b>7.2</b>	<b>18</b>	<b>0</b>

### SINGLE-GAME CAREER HIGHS

Receptions.....1..... 2 times, at Green Bay, 10/20/13, at New England, 12/8/13  
 Receiving Yards .....5..... at Kansas City, 10/27/13  
 Long Reception .....5..... at Kansas City, 10/27/13  
 Rushing Attempts.....2..... vs. Chicago, 12/15/13  
 Rushing Yards.....30..... vs. Chicago, 12/15/13  
 Long Rush .....18..... vs. Chicago, 12/15/13



## MIKE HARRIS #79

**POSITION:** Tackle  
**HEIGHT/WEIGHT:** 6-5/318  
**DOB:** 12-5-88  
**HOMETOWN:** Duarte, CA

**COLLEGE:** UCLA  
**ACQUIRED:** W (SD) '14  
**NFL SEASON:** 3  
**VIKINGS SEASON:** 1

### GAMES/STARTS (regular season, playoffs)

2013 (15/9-SD), 2013 (5/3-SD). **Total-** 20/12 (20/12-SD).

- Played rookie season under offensive coordinator Norv Turner in 2012, starting 9-of-15 games.
- Claimed off waivers by Minnesota on 8/31/14 after being released by San Diego during final roster cuts
- Entered the NFL as an undrafted free agent out of UCLA in 2012.

### OFF THE FIELD

Majored in History at UCLA...Plans on working in politics/government after playing career...Spoke at the 2013 Rookie Symposium after not being invited as an undrafted free agent in 2012.

**PRO** Started 12-of-20 games during 2 seasons in San Diego...Started 1st career game on Monday Night Football at Oakland on 9/10/12...Spent final 11 games of the 2013 season on injured reserve with an ankle injury.

**2013** Appeared in the first 2 games of the season...Started games 3-5 at both left and right tackle replacing King Dunlap and rookie D.J. Fluker...Missed final 11 games of the season with an ankle injury.

**2012** Opened 9-of-15 games as an undrafted free agent...Played rookie season under offensive coordinator Norv Turner who served as San Diego's head coach...Started first career game in season opener on Monday Night Football at Oakland on 9/10/12...In 2nd career start helped San Diego rush for a season-high 148 yards and 2 touchdowns in a win over Tennessee.

**COLLEGE** Started 42 career games at right tackle for UCLA...Helped UCLA to Pac-12 South title as a senior, finishing collegiate career with an appearance in the Kraft Fight Hunger Bowl...Earned Captain Don Brown Memorial Award as team's most improved player in 2008...Blocked for Vikings first-round pick Anthony Barr in final two seasons...Named to Athletic Director's Honor Roll during redshirt season in 2007.

**PREP** CIF Southern Section Mid-Valley Team and Lineman of Year in Montview League in final season at Duarte (Calif.) High School...Member of school's 1,000-pound weightlifting club...Played basketball for 4 seasons and participated in track and field for 3 years.



## JOE MARCIANO

**SPECIAL TEAMS CONSULTANT**  
**COACHING EXPERIENCE: 39TH SEASON**  
**NFL EXPERIENCE: 29TH SEASON**  
**VIKINGS EXPERIENCE: 1ST SEASON**

Joe Marciano will work with the Vikings in 2014 as Special Teams Consultant. The veteran coach has nearly three decades of experience in the NFL, spending the past 12 seasons with the expansion Houston Texans, beginning with the club when it first took the field.

During Marciano's 29 seasons in the NFL, he has coached on 10 playoff teams, including helping franchises that had struggled previously to make consistent postseason appearances. The New Orleans teams in 1987, '90, '91 and '92 were the first Saints clubs to make the playoffs in franchise history since its inception in 1967. Marciano was part of the monumental turnaround in Tampa Bay, taking the Bucs to the playoffs in 1997 for the first time since 1981. Tampa Bay went on to earn playoff berths in 1999, 2000 and 2001, winning the NFC Central for the 1st division title in team history in 1999 at 11-5. From 1982-96 the Bucs never won more than 7 games in a season. In Marciano's final 5 seasons with Tampa Bay (1997-2001) the team never won less than 8 games and made 4 playoff berths. With the expansion Texans, Marciano helped the squad win consecutive AFC South Division titles in 2011 and 2012, advancing to the AFC Divisional Playoffs both seasons.

The 2013 Texans specialists were led by Keshawn Martin, who ranked 8th in the NFL with a 26.3 average on kickoff returns and scored on an 87-yard punt return.

Marciano directed three first-year Texans to franchise records on special teams in 2012. Rookie wide receiver Keshawn Martin ranked 5th in the NFL with a franchise-record 12.14 average on punt returns and was one of 12 players to produce more than 1,000 return yards on special teams in 2012. Martin totaled 267 yards on 22 punt returns and 741 yards on 31 kickoff returns for 1,008 combined return yards. Punter Donnie Jones set club marks with a 47.2 punting average and a 40.5 net punting average. Kicker Shayne Graham ranked fifth among NFL kickers with a franchise-record 138 points.

Newcomers weren't the only Texans to set special teams records in 2012. Outside linebacker Bryan Braman became the first player in franchise history to block two punts in a season, both of which were recovered or returned for touchdowns. In addition, safety Daniele Manning set the AFC Divisional round record with 216 yards on four kickoff returns (54.0 average).

In 2011, the Texans set a franchise record with 529 punt return yards, besting the franchise standard of 512 set in 2010. Former wide receiver Jacoby Jones had a career-high 518 yards on punt returns and set a franchise record with the third punt return touchdown of his career. Kicker Neil Rackers set franchise records with 135 points and 32 field goals made. Rookie Brett Hartmann and veteran Matt Turk combined for a franchise-record 44.0-yard punting average, and Hartmann and Rackers set a team mark with 38 combined touchbacks on kickoffs. Marciano's kickoff coverage unit ranked seventh and held opponents to a franchise-low 22.4-yard kickoff return average.

The Texans' kicking game excelled in 2010, with Rackers setting a franchise record by converting 90 percent of his field goal attempts (27-of-30) and all 43 point-after attempts. Rackers scored 124 points and converted 70-of-73 combined kick attempts (95.9 percent).

Marciano's coverage units held opponents to a 4.3-yard punt return average and 22.5 yards per kickoff return in 2009. Jacoby Jones averaged 10.9 yards per punt return and 26.6 yards per kick return, including a 95-yard kick return for touchdown against Oakland. Kicker Kris Brown surpassed the 1,000 points for his career and eclipsed the 100-point mark for the third straight season with 106 points to go along with a pair of game-winning field goals. Turk set the team single-season punting record for the third straight year, averaging 42.8 yards per punt.

The 2008 special teams unit was one of the most consistent and explosive in the NFL. Brown turned in the best season of his career, setting franchise records with 124 points, 29 field goals and an .879 field goal percentage. Jones returned two punts for touchdowns and finished third in the AFC with a 12.1-yard punt return average. Turk broke his own franchise mark with a 42.3-yard average on a record-low 53 attempts.

The Texans tied three NFL special teams records in 2007. Houston became the fourth team in NFL history with four kickoff returns for touchdowns. Wide receiver André Davis tied another League record when he became the seventh player in history to return two kickoffs for a touchdown in one game, doing so against Jacksonville in the season finale. Brown, who led the team with 115 points, became just the third kicker in League history to make three field goals of 50 yards or longer in one game, doing so against Miami. Turk also set team records for gross and net punting average in his first season as a Texan, and the coverage unit held opponents to a record-low 151 punt return yards.

In 2006, the Texans ranked sixth in the League in punt return average, at 10.5 yards per return; and the kick coverage team held opponents to the sixth-worst starting field position in the League.

Marciano's tenure as special teams coordinator was highlighted during the 2005 season. Pro Bowl selection and AP first-team All-Pro kick returner Jerome Mathis was also honored by the NFL Alumni as the Special Teams Player of the Year and the Texans Rookie of the Year. He ranked second in the NFL with 54 kickoffs for 1,542 yards and two touchdowns. He was the only player in the NFL to return two kicks for scores that season.

Marciano helped Brown finish the 2005 season with 102 points, including 26 field goals. Stanley also had a stellar 2005 season, finishing with 29 punts inside the 20-yard line, the fourth most in the NFL. His 6.6 yard-per-return average ranked sixth in the NFL.

In 2004, Brown nailed a career-high nine touchbacks. Second-year linebacker Antwan Peek had a breakout year with 18 special teams tackles and a blocked punt. Meanwhile, the Texans ranked seventh in the AFC in opponent average starting field position.

In 2003, Stanley led the NFL with 36 punts inside the 20 and his 36.7-yard net average ranked sixth in the League. Brown nailed 18-of-22 field goals, missing just one inside 50 yards. J.J. Moses ranked fifth in the AFC with a 23.4-yard kickoff return average.

In 2002, Brown connected on 13 field goals from 40-plus yards. Stanley ranked second in the AFC in net average (36.8) and led the conference with 36 punts inside the 20. The Texans also scored two touchdowns on special teams (punt return, punt block), recovered three fumbles, and yielded just 5.7 yards per punt return, leading the AFC.

Marciano arrived in Houston after spending the previous six seasons in the same capacity with the Tampa Bay Buccaneers. Under Marciano, the Bucs boasted one of the NFC's most consistent special teams units. Tampa Bay blocked 20 kicks, registered nine of the 10 longest punt and kickoff returns in club annals, and recorded 10 NFC Special Teams Player of the Week awards during his six seasons.

Kicker Martin Gramatica posted remarkable numbers during his first three NFL seasons. Gramatica nailed 84-of-101 field goal attempts (counting playoffs) and earned a Pro Bowl berth in 2000, breaking his own club single-season records in points (126), field goals (28), consecutive field goals (16), 50-plus-yard field goals (five), and extra points (42). Tampa Bay also set a team mark and tied an NFL mark by blocking seven kicks (four field goals, three punts), returning two for touchdowns in 2000.

In 1999, linebacker Shelton Quarles broke a 10-year Bucs single-season record with 31 special teams tackles. Tampa Bay opponents averaged just 17.6 yards per kickoff return, which set a club record. In 1998, Marciano's charges set single-season club marks in both kickoff return average (23.7) and punt-return average (13.7). In 1997, the Bucs finished first in the NFL in opponent net punting and opponent field-goal percentage.

Marciano joined the Bucs after spending the previous 10 years as the special teams coach for the New Orleans Saints. For the first nine of those campaigns, he also coached the team's tight ends. During Marciano's New Orleans tenure, he coached three special teams players who were selected for the Pro Bowl (Morten Andersen, Tyrone Hughes, Bennie Thompson).

Marciano's first professional football job came as the special teams/tight ends coach for the Philadelphia/Baltimore Stars of the USFL, helping the club win two league championships. Marciano joined the Stars after spending 1982 as the tight ends/special teams coach at Temple.

In 1981, Marciano tutored the tight ends for Joe Paterno at Penn State. Marciano also coached wide receivers at Villanova (1980) and Rhode Island (1978-79). He began his college coaching career overseeing the tight ends at East Stroudsburg University in 1977. Marciano coached at Wyoming Area High School in West Pittston, Pa., in 1976.

A native of Dunmore, PA, Marciano was a quarterback at Temple, where he earned his bachelor's degree in health and physical education. He serves as a spokesperson for Autism Speaks and is very active in the organization's annual fundraising walk held each fall in Houston.

Marciano is an avid fisherman who has conducted various fishing tournaments and has appeared on numerous ESPN fishing shows. In 1993, Marciano was inducted into the Northeast Chapter of the Pennsylvania Sports Hall of Fame.

### MARCIANO'S BACKGROUND

#### Player

1972-75 ..... Temple // QB

#### Coach

1976 ..... Wyoming (PA) High School // Assistant

1977 ..... East Stroudsburg State // Tight Ends

1978-79 ..... Rhode Island // Wide Receivers

1980 ..... Villanova // Wide Receivers

1981 ..... Penn State // Tight Ends

1982 ..... Temple // Tight Ends

1983-85 ..... Philadelphia/Baltimore Stars // Special Teams/TEs

1986-94 ..... New Orleans Saints // Special Teams/TEs

1995 ..... New Orleans Saints // Special Teams

1996-2001 ..... Tampa Bay Buccaneers // Special Teams

2002-13 ..... Houston Texans // Special Teams



**LAST WEEK'S PLAY-BY-PLAY**



# Preseason Week 5

## National Football League Game Summary

NFL Copyright © 2014 by The National Football League. All rights reserved. This summary and play-by-play is for the express purpose of assisting media in their coverage of the game; any other use of this material is prohibited without the written permission of the National Football League. Updated: 8/29/2014

Date: Thursday, 8/28/2014

**Minnesota Vikings at Tennessee Titans**  
at LP Field, Nashville, Tennessee

Start Time: 7:06 PM CST

### Game Day Weather

Game Weather: Cloudy  
Played Outdoors on Turf: Grass

Temp: 80° F (26.7° C) Humidity: 60%, Wind: NE 10 mph  
Outdoor Weather: Cloudy,

### Officials

Referee: Blakeman, Clete (34)	Umpire: Fowler, Ruben (71)	Head Linesman: Veteri, Tony (36)
Line Judge: Marinucci, Ron (107)	Side Judge: Patterson, Rick (15)	Field Judge: Meslow, David (118)
Back Judge: Patrick, Steve (17)	Replay Official: Reels, Richard ( )	

### Lineups

Minnesota Vikings			Tennessee Titans				
Offense		Defense	Offense		Defense		
WR 19	A.Thielen	LE 99	C.Wootton	WR 80	D.Hagan	DE 75	D.Jones
LT 78	A.Richardson	DT 92	T.Johnson	TE 84	T.Thompson	NT 96	A.Woods
LG 66	D.Yankey	NT 90	F.Evans	LT 77	T.Lewan	DT 97	K.Klug
C 61	J.Berger	RE 95	S.Crichton	LG 66	E.Olsen	OLB 51	B.Copeland
RG 62	V.Ducasse	WLB 57	A.Cole	C 60	C.Spencer	ILB 50	Z.Gooden
RT 79	A.Wentworth	MLB 54	J.Brinkley	RG 64	J.McCray	ILB 54	A.Williamson
TE 85	R.Ellison	SLB 59	M.Zimmer	RT 68	B.Stingily	OLB 56	A.Ayers
WR 81	J.Simpson	LCB 21	J.Robinson	WR 15	J.Hunter	CB 37	T.Campbell
QB 5	T.Bridgewater	RCB 35	M.Sherels	QB 7	Z.Mettenberger	SS 39	D.Stafford
TE 87	A.Reisner	SS 36	R.Blanton	TE 89	J.Schepler	FS 21	G.Wilson
HB 31	J.McKinnon	FS 20	K.Coleman	RB 20	B.Sankey	CB 28	M.Huff

### Substitutions

WR 2 D.Foster, K 3 B.Walsh, QB 7 C.Ponder, WR 13 K.Colter, WR 17 J.Wright, P 18 J.Locke, RB 23 J.Banyard, CB 24 C.Munnerlyn, S 25 C.Crocker, CB 27 S.Prater, S 32 A.Exum, S 34 A.Sendejo, CB 38 J.Posey, CB 40 K.James, RB 43 D.Williams, LB 45 J.Jackson, LS 46 C.Loeffler, FB 48 Z.Line, LB 51 L.Dean, C 59 Z.Kerin, G 60 J.Baca, OT 67 M.Remmers, DT 76 I.Faciane, DT 91 C.Baker, DT 93 S.Stephen, DE 94 J.Trattou

### Substitutions

K 3 M.Bonani, QB 5 D.Davis, P 6 B.Kern, WR 14 M.Preston, WR 17 B.Robiskie, CB 26 R.Anderson, RB 35 A.Andrews, DB 36 K.Wooten, CB 40 W.Wright, FB 42 C.Mooney, LS 48 B.Brinkley, LB 53 M.Fokou, LB 57 P.Bailey, T 73 W.Poehls, C 75 S.Vallos, T 76 J.Adams, DL 78 C.Anunoby, DE 79 M.Dixon, WR 81 R.Richardson, WR 83 M.Mariani, TE 86 C.Coffman, DE 98 L.Edwards

### Did Not Play

WR 15 G.Jennings, QB 16 M.Cassel, S 22 H.Smith, RB 28 A.Peterson, CB 29 X.Rhodes, S 33 J.Sanford, CB 39 J.Price, FB 42 J.Felton, RB 44 M.Asiata, LB 50 G.Hodges, LB 52 C.Greenway, LB 55 A.Barr, LB 56 M.Mauti, LB 58 B.Watts, G 63 B.Fusco, C 65 J.Sullivan, OT 71 P.Loadholt, DT 73 S.Floyd, G 74 C.Johnson, OT 75 M.Kalil, TE 82 K.Rudolph, WR 83 R.Smith, WR 84 C.Patterson, TE 86 C.Ford, DE 96 B.Robison, DE 97 E.Griffen, DT 98 L.Joseph

### Did Not Play

K 4 T.Coons, QB 10 J.Locker, QB 12 C.Whitehurst, WR 13 K.Wright, RB 22 D.McCluster, RB 23 S.Greene, CB 24 C.Sensabaugh, CB 25 B.Wreh-Wilson, RB 29 L.Washington, CB 30 J.McCourty, S 31 B.Pollard, S 33 M.Griffin, RB 44 J.Battle, LB 55 Z.Brown, LB 58 S.Phillips, LB 59 W.Woodyard, C 62 B.Schwenke, G 67 A.Levitre, G 70 C.Warmack, T 71 M.Roos, T 72 M.Oher, TE 82 D.Walker, WR 85 N.Washington, TE 88 C.Stevens, DL 90 A.Johnson, LB/DE 91 D.Morgan, DE 92 R.Pitoitua, DL 93 M.Martin, DL 94 S.Hill, LB/DE 95 K.Wimbley, DL 99 J.Casey

### Not Active

### Not Active

### Field Goals (made ( ) & missed)

B.Walsh	(45) (22) (35) (30)	M.Bonani	32WL (29)
		<b>1</b>	<b>2</b>
VISITOR:	Minnesota Vikings	7	9
HOME:	Tennessee Titans	0	0
		<b>3</b>	<b>4</b>
		<b>OT</b>	<b>Total</b>
		0	19
		0	3

### Scoring Plays

Team	Qtr	Time	Play Description (Extra Point) (Drive Info)	Visitor	Home
Vikings	1	8:54	A.Thielen 3 yd. pass from T.Bridgewater (B.Walsh kick) (12-80, 6:06)	7	0
Vikings	2	13:26	B.Walsh 45 yd. Field Goal (15-51, 6:49)	10	0
Vikings	2	5:03	B.Walsh 22 yd. Field Goal (9-60, 4:23)	13	0
Vikings	2	1:38	B.Walsh 35 yd. Field Goal (7-22, 2:30)	16	0

# Preseason Week 5

## National Football League Game Summary

NFL Copyright © 2014 by The National Football League. All rights reserved. This summary and play-by-play is for the express purpose of assisting media in their coverage of the game; any other use of this material is prohibited without the written permission of the National Football League. Updated: 8/29/2014

---

Vikings	3	2:40	B.Walsh 30 yd. Field Goal (14-68, 8:17)	19	0
Titans	4	7:08	M.Bonani 29 yd. Field Goal (15-69, 7:43)	19	3
Paid Attendance: 69,143				Time: 2:34	

Minnesota Vikings vs Tennessee Titans

8/28/2014 at LP Field

# Final Individual Statistics

## Minnesota Vikings

## Tennessee Titans

RUSHING						RUSHING					
	ATT	YDS	AVG	LG	TD		ATT	YDS	AVG	LG	TD
J.Banyard	18	111	6.2	20	0	A.Andrews	13	78	6.0	16	0
D.Williams	15	58	3.9	12	0	B.Sankey	7	43	6.1	13	0
J.McKinnon	3	23	7.7	14	0	D.Davis	2	4	2.0	4	0
C.Ponder	3	8	2.7	9	0						
T.Bridgewater	2	6	3.0	4	0						
Total	41	206	5.0	20	0	Total	22	125	5.7	16	0

PASSING									PASSING								
	ATT	CMP	YDS	SK/YD	TD	LG	IN	RT		ATT	CMP	YDS	SK/YD	TD	LG	IN	RT
C.Ponder	15	12	121	2/8	0	19	0	100.3	Z.Mettenberger	17	12	154	3/22	0	34	0	98.7
T.Bridgewater	9	4	17	0/0	1	6	0	88.7	D.Davis	5	2	13	0/0	0	9	1	8.3
Total	24	16	138	2/8	1	19	0	95.5	Total	22	14	167	3/22	0	34	1	67.8

PASS RECEIVING								PASS RECEIVING							
	TAR	REC	YDS	AVG	LG	TD		TAR	REC	YDS	AVG	LG	TD		
A.Reisner	4	4	33	8.3	14	0	A.Andrews	3	3	19	6.3	8	0		
A.Thielen	5	3	30	10.0	14	1	J.Hunter	2	2	53	26.5	34	0		
D.Foster	3	2	27	13.5	19	0	T.Thompson	3	2	26	13.0	19	0		
K.Colter	2	2	25	12.5	19	0	D.Hagan	3	2	16	8.0	8	0		
D.Williams	2	2	6	3.0	4	0	R.Richardson	2	1	19	19.0	19	0		
J.Wright	1	1	13	13.0	13	0	M.Mariani	2	1	13	13.0	13	0		
J.Banyard	3	1	2	2.0	2	0	B.Robiskie	2	1	9	9.0	9	0		
J.McKinnon	2	1	2	2.0	2	0	M.Preston	2	1	9	9.0	9	0		
J.Simpson	1	0	0	0.0	0	0	B.Sankey	1	1	3	3.0	3	0		
Z.Line	1	0	0	0.0	0	0	C.Mooney	1	0	0	0.0	0	0		
							C.Coffman	1	0	0	0.0	0	0		
Total	24	16	138	8.6	19	1	Total	22	14	167	11.9	34	0		

INTERCEPTIONS							INTERCEPTIONS						
	NO	YDS	AVG	LG	TD		NO	YDS	AVG	LG	TD		
J.Posey	1	0	0.0	0	0	Total	0	0	0	0	0		
Total	1	0	0.0	0	0								

PUNTING								PUNTING							
	NO	YDS	AVG	NET	TB	IN20	LG		NO	YDS	AVG	NET	TB	IN20	LG
J.Locke	2	103	51.5	31.5	2	0	52	B.Kern	2	82	41.0	31.5	1	1	44
Total	2	103	51.5	31.5	2	0	52	Total	2	82	41.0	31.5	1	1	44

PUNT RETURNS								PUNT RETURNS							
	NO	YDS	AVG	FC	LG	TD		NO	YDS	AVG	FC	LG	TD		
M.Sherels	1	-1	-1.0	0	-1	0	[TOUCHBACK]	2	0	0.0	0	0	0		
[TOUCHBACK]	1	0	0.0	0	0	0									
Total	1	-1	-1.0	0	0	0	Total	0	0	0.0	0	0	0		

KICKOFF RETURNS								KICKOFF RETURNS							
	NO	YDS	AVG	FC	LG	TD		NO	YDS	AVG	FC	LG	TD		
[TOUCHBACK]	2	0	0.0	0	0	0	M.Mariani	2	49	24.5	0	28	0		
							[TOUCHBACK]	4	0	0.0	0	0	0		
Total	0	0	0.0	0	0	0	Total	2	49	24.5	0	28	0		

### Minnesota Vikings

FUMBLES												
	FUM	LOST	OWN-REC	YDS	TD	FORCED	OPP-REC	YDS	TD	OUT-BDS		
C.Ponder	1	0	1	0	0	0	0	0	0	0		
A.Reisner	1	0	0	0	0	0	0	0	0	1		
C.Wootton	0	0	0	0	0	1	1	0	0	0		
Total	2	0	1	0	0	1	1	0	0	1		

### Tennessee Titans

FUMBLES												
	FUM	LOST	OWN-REC	YDS	TD	FORCED	OPP-REC	YDS	TD	OUT-BDS		
D.Davis	1	0	1	0	0	0	0	0	0	0		
Z.Mettenberger	1	1	0	0	0	0	0	0	0	0		
D.Stafford	0	0	0	0	0	1	0	0	0	0		
Total	2	1	1	0	0	1	0	0	0	0		

## Final Team Statistics

	Visitor Vikings	Home Titans
<b>TOTAL FIRST DOWNS</b>	22	13
By Rushing	8	6
By Passing	10	6
By Penalty	4	1
<b>THIRD DOWN EFFICIENCY</b>	7-15-47%	3-9-33%
<b>FOURTH DOWN EFFICIENCY</b>	1-1-100%	1-2-50%
<b>TOTAL NET YARDS</b>	336	270
Total Offensive Plays (inc. times thrown passing)	67	47
Average gain per offensive play	5.0	5.7
<b>NET YARDS RUSHING</b>	206	125
Total Rushing Plays	41	22
Average gain per rushing play	5.0	5.7
Tackles for a loss-number and yards	2-6	0-0
<b>NET YARDS PASSING</b>	130	145
Times thrown - yards lost attempting to pass	2-8	3-22
Gross yards passing	138	167
<b>PASS ATTEMPTS-COMPLETIONS-HAD INTERCEPTED</b>	24-16-0	22-14-1
Avg gain per pass play (inc.# thrown passing)	5.0	5.8
<b>KICKOFFS Number-In End Zone-Touchbacks</b>	6-5-4	2-2-2
<b>PUNTS Number and Average</b>	2-51.5	2-41.0
Had Blocked	0	0
<b>FGs - PATs Had Blocked</b>	0-0	0-0
<b>Net Punting Average</b>	31.5	31.5
<b>TOTAL RETURN YARDAGE (Not Including Kickoffs)</b>	-1	0
No. and Yards Punt Returns	1--1	0-0
No. and Yards Kickoff Returns	0-0	2-49
No. and Yards Interception Returns	1-0	0-0
<b>PENALTIES Number and Yards</b>	8-60	6-55
<b>FUMBLES Number and Lost</b>	2-0	2-1
<b>TOUCHDOWNS</b>	1	0
Rushing	0	0
Passing	1	0
<b>EXTRA POINTS Made-Attempts</b>	1-1	0-0
Kicking Made-Attempts	1-1	0-0
<b>FIELD GOALS Made-Attempts</b>	4-4	1-2
<b>RED ZONE EFFICIENCY</b>	1-4-25%	0-2-0%
<b>GOAL TO GO EFFICIENCY</b>	1-2-50%	0-0-0%
<b>SAFETIES</b>	0	0
<b>FINAL SCORE</b>	19	3
<b>TIME OF POSSESSION</b>	37:08	22:52

Minnesota Vikings vs Tennessee Titans

8/28/2014 at LP Field

# Ball Possession And Drive Chart

## Minnesota Vikings

#	Time Recd	Time Lost	Time Poss	How Ball Obtained	Drive Began	# Play	Yds Gain	Yds Pen	Net Yds	1st Down	Last Scrm	How Given Up
1	15:00	8:54	6:06	Kickoff	MIN 20	12	65	15	80	6	* TEN 3	Touchdown
2	5:15	13:26	6:49	Missed FG	MIN 22	15	51	0	51	4	TEN 27	Field Goal
3	9:26	5:03	4:23	Downs	MIN 36	9	55	5	60	4	* TEN 4	Field Goal
4	4:08	1:38	2:30	Fumble	TEN 39	7	32	-10	22	1	* TEN 17	Field Goal
5	0:27	0:00	0:27	Punt	MIN 17	1	-1	0	-1	0	MIN 17	End of Half
6	10:57	2:40	8:17	Punt	MIN 20	14	88	-20	68	4	* TEN 12	Field Goal
7	2:25	14:51	2:34	Interception	MIN 36	4	18	-5	13	1	MIN 49	Punt
8	7:08	1:06	6:02	Kickoff	MIN 20	9	28	0	28	2	MIN 48	Punt

(232) Average MIN 29

## Tennessee Titans

#	Time Recd	Time Lost	Time Poss	How Ball Obtained	Drive Began	# Play	Yds Gain	Yds Pen	Net Yds	1st Down	Last Scrm	How Given Up
1	8:54	5:15	3:39	Kickoff	TEN 27	8	59	0	59	2	* MIN 14	Missed FG
2	13:26	9:26	4:00	Kickoff	TEN 20	8	39	5	44	3	MIN 28	Downs
3	5:03	4:08	0:55	Kickoff	TEN 20	3	19	0	19	1	TEN 47	Fumble
4	1:38	0:27	1:11	Kickoff	TEN 20	5	18	0	18	1	TEN 38	Punt
5	15:00	10:57	4:03	Kickoff	TEN 20	7	52	-10	42	2	MIN 38	Punt
6	2:40	2:25	0:15	Kickoff	TEN 24	1	0	0	0	0	TEN 24	Interception
7	14:51	7:08	7:43	Punt	TEN 20	15	74	-5	69	4	* MIN 11	Field Goal
8	1:06	0:00	1:06	Punt	TEN 20	2	9	0	9	0	TEN 24	End of Game

(171) Average TEN 21

\* inside opponent's 20

### Time of Possession by Quarter

	1st	2nd	3rd	4th	OT	Total
<b>Visitor</b> Minnesota Vikings	11:21	8:54	10:42	6:11		37:08
<b>Home</b> Tennessee Titans	3:39	6:06	4:18	8:49		22:52

### Kickoff Drive No.-Start Average

Vikings: 2 - MIN 20

Titans: 6 - TEN 22

# Final Defensive Statistics

Minnesota Vikings	Regular Defensive Plays											Special Teams					Misc			
	TKL	AST	COMB	SK	/ YDS	TFL	Q	IN	PD	FF	FR	TKL	AST	FF	FR	BL	TKL	AST	FF	FR
A.Cole	2	3	5	0	0	0	0	0	0	0	0	1	0	0	0	0	0	0	0	0
S.Prater	4	0	4	0	0	0	0	0	0	0	0	0	0	0	0	0	0	0	0	0
A.Exum	3	1	4	0	0	0	0	0	0	0	0	0	0	0	0	0	0	0	0	0
L.Dean	2	1	3	0	0	0	1	0	0	0	0	0	0	0	0	0	0	0	0	0
M.Sherels	2	1	3	0	0	0	0	0	1	0	0	0	0	0	0	0	0	0	0	0
M.Zimmer	2	1	3	0	0	0	0	0	1	0	0	0	0	0	0	0	0	0	0	0
A.Sendejo	2	1	3	0	0	0	0	0	0	0	0	0	1	0	0	0	0	0	0	0
K.Coleman	2	1	3	0	0	0	0	0	0	0	0	0	0	0	0	0	0	0	0	0
J.Jackson	2	1	3	0	0	0	0	0	0	0	0	0	0	0	0	0	0	0	0	0
C.Wootton	2	0	2	1	8	0	0	0	0	1	1	0	0	0	0	0	0	0	0	0
J.Brinkley	2	0	2	0	0	0	0	0	0	0	0	0	0	0	0	0	0	0	0	0
T.Johnson	1	1	2	1	6	1	1	0	0	0	0	0	0	0	0	0	0	0	0	0
J.Robinson	1	1	2	0	0	0	0	0	0	0	0	0	0	0	0	0	0	0	0	0
J.Trattou	1	0	1	1	8	1	1	0	0	0	0	0	0	0	0	0	0	0	0	0
J.Posey	1	0	1	0	0	0	0	1	1	0	0	0	0	0	0	0	0	0	0	0
K.James	1	0	1	0	0	0	0	0	0	0	0	0	0	0	0	0	0	0	0	0
S.Stephen	1	0	1	0	0	0	0	0	0	0	0	0	0	0	0	0	0	0	0	0
C.Baker	1	0	1	0	0	0	0	0	0	0	0	0	0	0	0	0	0	0	0	0
S.Crichton	0	1	1	0	0	0	0	0	0	0	0	0	1	0	0	0	0	0	0	0
R.Blanton	0	1	1	0	0	0	0	0	0	0	0	0	0	0	0	0	0	0	0	0
C.Ponder	0	0	0	0	0	0	0	0	0	0	0	0	0	0	0	0	0	0	0	1
<b>Total</b>	<b>32</b>	<b>14</b>	<b>46</b>	<b>3</b>	<b>22</b>	<b>2</b>	<b>3</b>	<b>1</b>	<b>3</b>	<b>1</b>	<b>1</b>	<b>1</b>	<b>2</b>	<b>0</b>	<b>0</b>	<b>0</b>	<b>0</b>	<b>0</b>	<b>0</b>	<b>1</b>

TKL = Tackle AST = Assist COMB = Combined QH=QB Hit IN = Interception PD = Pass Defense FF = Forced Fumble FR = Fumble Recovery

Tennessee Titans	Regular Defensive Plays											Special Teams					Misc			
	TKL	AST	COMB	SK	/ YDS	TFL	QH	IN	PD	FF	FR	TKL	AST	FF	FR	BL	TKL	AST	FF	FR
M.Huff	4	5	9	0	0	0	0	0	0	0	0	0	0	0	0	0	0	0	0	0
A.Williamson	4	4	8	0	0	0	0	0	0	0	0	0	0	0	0	0	0	0	0	0
A.Ayers	4	3	7	0	0	1	0	0	0	0	0	0	0	0	0	0	0	0	0	0
D.Stafford	3	4	7	0	0	0	0	0	0	1	0	0	0	0	0	0	0	0	0	0
T.Campbell	5	0	5	0	0	0	0	0	2	0	0	1	0	0	0	0	0	0	0	0
B.Copeland	3	2	5	0	0	0	0	0	0	0	0	0	0	0	0	0	0	0	0	0
Z.Gooden	3	2	5	0	0	0	0	0	0	0	0	0	0	0	0	0	0	0	0	0
G.Wilson	4	0	4	0	0	0	0	0	0	0	0	0	0	0	0	0	0	0	0	0
A.Woods	0	4	4	0	0	0	0	0	0	0	0	0	0	0	0	0	0	0	0	0
M.Dixon	2	1	3	2	8	2	2	0	0	0	0	0	0	0	0	0	0	0	0	0
K.Klug	2	1	3	0	0	0	0	0	1	0	0	0	0	0	0	0	0	0	0	0
D.Jones	2	1	3	0	0	0	0	0	0	0	0	0	0	0	0	0	0	0	0	0
R.Anderson	2	1	3	0	0	0	0	0	0	0	0	0	0	0	0	0	0	0	0	0
K.Wooten	2	0	2	0	0	0	0	0	0	0	0	0	0	0	0	0	0	0	0	0
W.Wright	2	0	2	0	0	0	0	0	0	0	0	0	0	0	0	0	0	0	0	0
C.Anunoby	0	1	1	0	0	0	0	0	0	0	0	0	0	0	0	0	0	0	0	0
P.Bailey	0	1	1	0	0	0	0	0	0	0	0	0	0	0	0	0	0	0	0	0
T.Lewan	0	0	0	0	0	0	0	0	0	0	0	0	0	0	0	0	1	0	0	0
R.Richardson	0	0	0	0	0	0	0	0	0	0	0	0	0	0	0	0	1	0	0	0
D.Davis	0	0	0	0	0	0	0	0	0	0	0	0	0	0	0	0	0	0	0	1
<b>Total</b>	<b>42</b>	<b>30</b>	<b>72</b>	<b>2</b>	<b>8</b>	<b>3</b>	<b>2</b>	<b>0</b>	<b>3</b>	<b>1</b>	<b>0</b>	<b>1</b>	<b>0</b>	<b>0</b>	<b>0</b>	<b>0</b>	<b>2</b>	<b>0</b>	<b>0</b>	<b>1</b>







# First Quarter

8/28/2014

## Play By Play

TEN wins the coin toss and elects to defer. MIN elects to Receive, and TEN elects to defend the north goal.

M.Bonani kicks 65 yards from TEN 35 to end zone, Touchback.

### Minnesota Vikings at 15:00

1-10-MIN 20	(15:00) J.McKinnon right tackle to MIN 34 for 14 yards (M.Huff; D.Stafford).	R1
<u>1-10-MIN 34</u>	(14:30) J.McKinnon left tackle to MIN 39 for 5 yards (A.Ayers).	
2-5-MIN 39	(13:52) (Shotgun) J.Banyard right end to MIN 45 for 6 yards (A.Williamson).	R2
<u>1-10-MIN 45</u>	(13:11) (Shotgun) T.Bridgewater scrambles up the middle to MIN 49 for 4 yards (T.Campbell).	
2-6-MIN 49	(12:35) T.Bridgewater pass short right to A.Reisner to TEN 45 for 6 yards (G.Wilson).	P3
<u>1-10-TEN 45</u>	(11:51) T.Bridgewater pass incomplete short left to J.Simpson.	
2-10-TEN 45	(11:42) (Shotgun) T.Bridgewater pass short right to J.McKinnon to TEN 43 for 2 yards (K.Klug).	
3-8-TEN 43	(10:56) (Shotgun) J.McKinnon right end to TEN 39 for 4 yards (A.Williamson).	
	<i>PENALTY on TEN-A.Williamson, Horse Collar Tackle, 15 yards, enforced at TEN 39.</i>	X4
<u>1-10-TEN 24</u>	(10:37) J.Banyard left end pushed ob at TEN 4 for 20 yards (D.Stafford; M.Huff).	R5
<u>1-4-TEN 4</u>	(10:20) J.Banyard left tackle to TEN 3 for 1 yard (M.Huff).	
2-3-TEN 3	(9:42) J.Banyard right guard to TEN 3 for no gain (G.Wilson).	
3-3-TEN 3	<b>(8:59) T.Bridgewater pass short right to A.Thielen for 3 yards, TOUCHDOWN.</b>	P6
	<i>Penalty on TEN-T.Campbell, Defensive Pass Interference, declined.</i>	
	<b>The Replay Official challenged the pass completion ruling, and the play was Upheld. The ruling on the field stands.</b>	
	B.Walsh extra point is GOOD, Center-C.Loeffler, Holder-J.Locke.	

<b>MIN 7 TEN 0, 12 plays, 80 yards, 1 penalty, 6:06 drive, 6:06 elapsed</b>
---

B.Walsh kicks 59 yards from MIN 35 to TEN 6. M.Mariani to TEN 27 for 21 yards (A.Cole).

### Tennessee Titans at 8:54, (1st play from scrimmage 8:46)

1-10-TEN 27	(8:46) Z.Mettenberger pass incomplete short middle to T.Thompson.	
2-10-TEN 27	(8:42) (Shotgun) Z.Mettenberger pass incomplete short right to T.Thompson (T.Johnson).	
	<i>Penalty on TEN-B.Stingily, Illegal Use of Hands, offsetting, enforced at TEN 27 - No Play.</i>	
	<i>Penalty on MIN-J.Robinson, Illegal Contact, offsetting.</i>	
2-10-TEN 27	(8:36) B.Sankey up the middle to TEN 34 for 7 yards (K.Coleman).	
3-3-TEN 34	(8:00) (Shotgun) Z.Mettenberger pass deep right to J.Hunter to MIN 32 for 34 yards (J.Robinson).	P1
<u>1-10-MIN 32</u>	(7:15) B.Sankey right tackle to MIN 21 for 11 yards (J.Robinson; R.Blanton).	R2
<u>1-10-MIN 21</u>	(6:36) B.Sankey up the middle to MIN 20 for 1 yard (A.Cole).	
2-9-MIN 20	(6:05) (No Huddle, Shotgun) B.Sankey up the middle to MIN 14 for 6 yards (J.Brinkley).	
3-3-MIN 14	(5:25) (Shotgun) Z.Mettenberger pass incomplete short left to M.Mariani.	
4-3-MIN 14	(5:20) (Field Goal formation) M.Bonani 32 yard field goal is No Good, Wide Left, Center-B.Brinkley, Holder-B.Kern.	

### Minnesota Vikings at 5:15

1-10-MIN 22	(5:15) J.Banyard up the middle to MIN 28 for 6 yards (A.Williamson).	
2-4-MIN 28	(4:38) J.Banyard right tackle to MIN 31 for 3 yards (D.Jones).	
3-1-MIN 31	(3:52) <i>PENALTY on TEN-A.Woods, Encroachment, 5 yards, enforced at MIN 31 - No Play.</i>	X7
<u>1-10-MIN 36</u>	(3:44) J.Banyard right end to MIN 41 for 5 yards (B.Copeland).	
2-5-MIN 41	(3:06) T.Bridgewater pass incomplete short left to Z.Line.	
3-5-MIN 41	(3:01) (Shotgun) T.Bridgewater pass short left to K.Colter to MIN 47 for 6 yards (M.Huff).	P8
<u>1-10-MIN 47</u>	(2:26) J.Banyard right tackle to TEN 46 for 7 yards (B.Copeland).	
2-3-TEN 46	(1:48) J.Banyard up the middle to TEN 39 for 7 yards (Z.Gooden).	R9
<u>1-10-TEN 39</u>	(1:16) J.Banyard right end to TEN 36 for 3 yards (G.Wilson).	
2-7-TEN 36	(:37) <i>PENALTY on MIN-V.Ducasse, False Start, 5 yards, enforced at TEN 36 - No Play.</i>	
2-12-TEN 41	(:15) T.Bridgewater pass incomplete short middle to J.Banyard (K.Klug).	
3-12-TEN 41	(:10) (Shotgun) J.Banyard up the middle to TEN 30 for 11 yards (G.Wilson).	
	Minnesota challenged the first down ruling, and the play was Upheld. The ruling on the field stands. (Timeout #1.)	

### END OF QUARTER

	Score	Time Poss	First Downs				Efficiencies	
			R	P	X	T	3 Down	4 Down
Minnesota Vikings	7	11:21	4	3	2	9	2/4	0/0
Tennessee Titans	0	3:39	1	1	0	2	1/2	0/0

## Second Quarter

8/28/2014

## Play By Play

Minnesota Vikings continued.

4-1-TEN 30	(15:00) T.Bridgewater up the middle to TEN 28 for 2 yards (C.Anunoby; M.Dixon).	R10
<u>1-10-TEN 28</u>	(14:16) (Shotgun) T.Bridgewater pass incomplete deep right to J.McKinnon.	
2-10-TEN 28	(14:11) (Shotgun) J.Banyard up the middle to TEN 27 for 1 yard (A.Williamson; Z.Gooden).	
3-9-TEN 27	(13:35) (Shotgun) T.Bridgewater pass incomplete short left to A.Thielen.	
4-9-TEN 27	<b>(13:30) (Field Goal formation) B.Walsh 45 yard field goal is GOOD, Center-C.Loeffler, Holder-J.Locke.</b>	

<b>MIN 10 TEN 0, 15 plays, 51 yards, 1 penalty, 6:49 drive, 1:34 elapsed</b>
--

B.Walsh kicks 65 yards from MIN 35 to end zone, Touchback.

## Tennessee Titans at 13:26

1-10-TEN 20	(13:26) Z.Mettenberger pass deep left to J.Hunter to TEN 39 for 19 yards (M.Sherels).	P3
<u>1-10-TEN 39</u>	(12:59) (No Huddle) B.Sankey up the middle to TEN 40 for 1 yard (A.Cole).	
2-9-TEN 40	(12:22) (Shotgun) Z.Mettenberger pass short right to T.Thompson to TEN 47 for 7 yards (J.Brinkley).	
3-2-TEN 47	(11:39) (Shotgun) Z.Mettenberger pass incomplete deep left to J.Hunter. <i>PENALTY on MIN-S.Prater, Illegal Contact, 5 yards, enforced at TEN 47 - No Play.</i>	X4
<u>1-10-MIN 48</u>	(11:33) B.Sankey right guard to MIN 35 for 13 yards (C.Wootton).	R5
<u>1-10-MIN 35</u>	(10:56) B.Sankey left guard to MIN 31 for 4 yards (A.Cole; T.Johnson).	
2-6-MIN 31	(10:19) (Shotgun) Z.Mettenberger pass incomplete deep middle to B.Robiskie.	
3-6-MIN 31	(10:14) (Shotgun) Z.Mettenberger pass short left to B.Sankey to MIN 28 for 3 yards (K.Coleman; A.Cole).	
4-3-MIN 28	(9:31) Z.Mettenberger sacked at MIN 36 for -8 yards (J.Trattou).	

## Minnesota Vikings at 9:26

1-10-MIN 36	(9:26) (Shotgun) C.Ponder pass incomplete short right to A.Thielen. <i>PENALTY on TEN-T.Campbell, Defensive Pass Interference, 5 yards, enforced at MIN 36 - No Play.</i>	X11
<u>1-10-MIN 41</u>	(9:23) (Shotgun) C.Ponder pass short left to A.Thielen to TEN 46 for 13 yards (M.Huff; R.Anderson).	P12
<u>1-10-TEN 46</u>	(8:49) J.Banyard up the middle to TEN 41 for 5 yards (D.Jones).	
2-5-TEN 41	(8:15) J.Banyard left end pushed ob at TEN 25 for 16 yards (K.Wooten).	R13
<u>1-10-TEN 25</u>	(7:42) J.Banyard left tackle to TEN 22 for 3 yards (A.Woods; A.Ayers).	
2-7-TEN 22	(7:07) (Shotgun) C.Ponder pass short left to A.Reisner to TEN 8 for 14 yards (D.Stafford).	P14
<u>1-8-TEN 8</u>	(6:28) J.Banyard right guard to TEN 6 for 2 yards (D.Stafford; P.Bailey).	
2-6-TEN 6	(5:51) (Shotgun) C.Ponder pass short left to J.Banyard to TEN 4 for 2 yards (K.Klug).	
3-4-TEN 4	(5:11) (Shotgun) C.Ponder pass incomplete short left to J.Banyard.	
4-4-TEN 4	<b>(5:06) (Field Goal formation) B.Walsh 22 yard field goal is GOOD, Center-C.Loeffler, Holder-J.Locke.</b>	

<b>MIN 13 TEN 0, 9 plays, 60 yards, 1 penalty, 4:23 drive, 9:57 elapsed</b>
---

B.Walsh kicks 65 yards from MIN 35 to end zone, Touchback.

## Tennessee Titans at 5:03

1-10-TEN 20	(5:03) (Shotgun) Z.Mettenberger pass deep right to T.Thompson to TEN 39 for 19 yards (K.Coleman).	P6
<u>1-10-TEN 39</u>	(4:37) (No Huddle) Z.Mettenberger pass short left to D.Hagan to TEN 47 for 8 yards (M.Sherels; A.Cole).	
2-2-TEN 47	(4:15) (No Huddle, Shotgun) Z.Mettenberger sacked at TEN 39 for -8 yards (C.Wootton). FUMBLES (C.Wootton), RECOVERED by MIN-C.Wootton at TEN 39. C.Wootton to TEN 39 for no gain (T.Lewan).	

## Minnesota Vikings at 4:08

1-10-TEN 39	(4:08) (Shotgun) J.Banyard up the middle to TEN 35 for 4 yards (Z.Gooden; B.Copeland).	
2-6-TEN 35	(3:33) (Shotgun) C.Ponder pass incomplete deep right to A.Thielen (T.Campbell).	
3-6-TEN 35	(3:28) (Shotgun) C.Ponder pass short left to A.Thielen to TEN 21 for 14 yards (W.Wright).	P15
<u>1-10-TEN 21</u>	(2:47) C.Ponder pass short right to A.Reisner to TEN 12 for 9 yards (D.Stafford). FUMBLES (D.Stafford), ball out of bounds at TEN 12.	
2-1-TEN 12	(2:20) J.Banyard left end to TEN 12 for no gain (K.Wooten). <i>PENALTY on MIN-Z.Line, Offensive Holding, 10 yards, enforced at TEN 12 - No Play.</i>	

## Two-Minute Warning

2-11-TEN 22	(2:00) (Shotgun) C.Ponder sacked at TEN 28 for -6 yards (M.Dixon). Timeout #1 by TEN at 01:50.	
3-17-TEN 28	(1:50) J.Banyard right tackle to TEN 17 for 11 yards (M.Huff). Timeout #2 by TEN at 01:43.	
4-6-TEN 17	<b>(1:43) (Field Goal formation) B.Walsh 35 yard field goal is GOOD, Center-C.Loeffler, Holder-J.Locke.</b>	

**Minnesota Vikings vs Tennessee Titans at LP Field**

**MIN 16 TEN 0, 7 plays, 22 yards, 2:30 drive, 13:22 elapsed**

B. Walsh kicks 65 yards from MIN 35 to end zone, Touchback.

**Tennessee Titans at 1:38**

- 1-10-TEN 20 (1:38) (Shotgun) Z.Mettenberger pass short left to A.Andrews to TEN 28 for 8 yards (S.Prater).
- 2-2-TEN 28 (1:16) (No Huddle, Shotgun) Z.Mettenberger pass short right to B.Robiskie to TEN 37 for 9 yards (S.Prater).
- 1-10-TEN 37 (:55) (No Huddle, Shotgun) Z.Mettenberger pass incomplete short left to M.Preston (M.Sherels).
- 2-10-TEN 37 (:51) (Shotgun) Z.Mettenberger pass short middle to A.Andrews pushed ob at TEN 44 for 7 yards (M.Sherels).
- 3-3-TEN 44 (:43) (Shotgun) Z.Mettenberger sacked at TEN 38 for -6 yards (T.Johnson).
- Timeout #2 by MIN at 00:38.
- 4-9-TEN 38 (:38) (Punt formation) B.Kern punts 44 yards to MIN 18, Center-B.Brinkley. M.Sherels to MIN 17 for -1 yards (T.Campbell).

P7

**Minnesota Vikings at 0:27**

- 1-10-MIN 17 (:27) C.Ponder kneels to MIN 16 for -1 yards.

**END OF QUARTER**

	Score	Time Poss	First Downs				Efficiencies	
			R	P	X	T	3 Down	4 Down
<b>Minnesota Vikings</b>	<b>16</b>	<b>8:54</b>	<b>2</b>	<b>3</b>	<b>1</b>	<b>6</b>	<b>1/4</b>	<b>1/1</b>
<b>Tennessee Titans</b>	<b>0</b>	<b>6:06</b>	<b>1</b>	<b>3</b>	<b>1</b>	<b>5</b>	<b>0/2</b>	<b>0/1</b>

# Third Quarter

8/28/2014

## Play By Play

TEN elects to Receive, and MIN elects to defend the North goal.

B.Walsh kicks 65 yards from MIN 35 to end zone, Touchback.

### Tennessee Titans at 15:00

- 1-10-TEN 20 (15:00) A.Andrews left guard to TEN 27 for 7 yards (S.Prater).
- 2-3-TEN 27 (14:30) A.Andrews left guard to TEN 28 for 1 yard (J.Jackson).
- 3-2-TEN 28 (13:53) (Shotgun) Z.Mettenberger pass short left to D.Hagan pushed ob at TEN 36 for 8 yards (K.James). P8
- 1-10-TEN 36 (13:23) Z.Mettenberger pass deep right to R.Richardson to MIN 45 for 19 yards (J.Posey). P9
- 1-10-MIN 45 (12:50) A.Andrews left end pushed ob at MIN 20 for 25 yards (A.Sendejo).  
*PENALTY on TEN-J.Schepler, Offensive Holding, 10 yards, enforced at MIN 45 - No Play.*
- 1-20-TEN 45 (12:22) Z.Mettenberger pass incomplete short middle to C.Mooney (M.Zimmer).
- 2-20-TEN 45 (12:17) (Shotgun) A.Andrews up the middle to TEN 49 for 4 yards (S.Stephen).
- 3-16-TEN 49 (11:45) (Shotgun) Z.Mettenberger pass short left to M.Mariani to MIN 38 for 13 yards (L.Dean).
- 4-3-MIN 38 (11:05) (Punt formation) B.Kern punts 38 yards to end zone, Center-B.Brinkley, Touchback.

### Minnesota Vikings at 10:57

- 1-10-MIN 20 (10:57) D.Williams up the middle to MIN 25 for 5 yards (A.Williamson; A.Woods).
- 2-5-MIN 25 (10:23) C.Ponder pass short middle to D.Foster to MIN 44 for 19 yards (T.Campbell). P16
- 1-10-MIN 44 (9:47) D.Williams up the middle to MIN 49 for 5 yards (D.Jones; M.Huff).
- 2-5-MIN 49 (9:13) (Shotgun) D.Williams up the middle to TEN 48 for 3 yards (A.Woods; K.Klug).
- 3-2-TEN 48 (8:37) D.Williams left guard to TEN 43 for 5 yards (A.Williamson; A.Woods). R17
- 1-10-TEN 43 (8:04) C.Ponder pass short right to D.Williams to TEN 41 for 2 yards (T.Campbell).
- 2-8-TEN 41 (7:18) (Shotgun) C.Ponder pass deep right to D.Foster to TEN 25 for 16 yards (T.Campbell).  
*PENALTY on MIN-V.Ducasse, Illegal Use of Hands, 10 yards, enforced at TEN 41 - No Play.*
- 2-18-MIN 49 (6:54) (Shotgun) C.Ponder pass deep left to K.Colter to TEN 32 for 19 yards (W.Wright). P18
- 1-10-TEN 32 (6:27) D.Williams right tackle to TEN 26 for 6 yards (A.Ayers).
- 2-4-TEN 26 (5:56) (Shotgun) D.Williams up the middle to TEN 24 for 2 yards (D.Stafford).
- 3-2-TEN 24 (5:11) (Shotgun) C.Ponder pass short right to D.Williams to TEN 20 for 4 yards (A.Williamson). P19
- 1-10-TEN 20 (4:39) (Shotgun) D.Williams up the middle to TEN 15 for 5 yards (A.Ayers; A.Williamson).
- 2-5-TEN 15 (4:04) D.Williams left tackle to TEN 16 for -1 yards (D.Stafford).  
*PENALTY on MIN-M.Remmers, Offensive Holding, 10 yards, enforced at TEN 15 - No Play.*
- 2-15-TEN 25 (3:34) C.Ponder pass incomplete deep right to D.Foster (T.Campbell).
- 3-15-TEN 25 (3:27) (Shotgun) C.Ponder pass short right to J.Wright to TEN 12 for 13 yards (T.Campbell).
- 4-2-TEN 12 **(2:46) (Field Goal formation) B.Walsh 30 yard field goal is GOOD, Center-C.Loeffler, Holder-J.Locke.**

**MIN 19 TEN 0, 14 plays, 68 yards, 8:17 drive, 12:20 elapsed**

B.Walsh kicks 69 yards from MIN 35 to TEN -4. M.Mariani to TEN 24 for 28 yards (A.Sendejo; S.Crichton).

### Tennessee Titans at 2:40, (1st play from scrimmage 2:34)

- 1-10-TEN 24 (2:34) D.Davis pass intended for R.Richardson INTERCEPTED by J.Posey at MIN 36. J.Posey to MIN 36 for no gain (R.Richardson).

### Minnesota Vikings at 2:25

- 1-10-MIN 36 (2:25) (Shotgun) *PENALTY on MIN-J.Baca, False Start, 5 yards, enforced at MIN 36 - No Play.*
- 1-15-MIN 31 (2:25) *PENALTY on MIN-M.Remmers, False Start, 5 yards, enforced at MIN 31 - No Play.*
- 1-20-MIN 26 (2:24) (Shotgun) D.Williams right end pushed ob at MIN 38 for 12 yards (T.Campbell).  
*PENALTY on TEN-T.Campbell, Unnecessary Roughness, 15 yards, enforced at MIN 38.* X20
- 1-10-TEN 47 (2:06) (Shotgun) C.Ponder FUMBLES (Aborted) at MIN 48, and recovers at MIN 48. C.Ponder to TEN 47 for 5 yards (A.Ayers).
- 2-10-TEN 47 (1:32) D.Williams left tackle to TEN 43 for 4 yards (W.Wright). MIN-Z.Line was injured during the play. His return is Questionable.  
*PENALTY on MIN-M.Remmers, Offensive Holding, 10 yards, enforced at TEN 47 - No Play.*
- 2-20-MIN 43 (1:13) (Shotgun) C.Ponder pass short left to D.Foster to TEN 49 for 8 yards (K.Wooten).
- 3-12-TEN 49 (:41) (Shotgun) C.Ponder sacked at MIN 49 for -2 yards (M.Dixon).

### END OF QUARTER

	Score	Time Poss	First Downs				Efficiencies	
			R	P	X	T	3 Down	4 Down
Minnesota Vikings	19	10:42	1	3	1	5	2/4	0/0
Tennessee Titans	0	4:18	0	2	0	2	1/2	0/0

## Fourth Quarter

8/28/2014

## Play By Play

Minnesota Vikings continued.

4-14-MIN 49 (15:00) (Punt formation) J.Locke punts 51 yards to end zone, Center-C.Loeffler, Touchback.

## Tennessee Titans at 14:51

1-10-TEN 20 (14:51) A.Andrews left end to TEN 23 for 3 yards (M.Zimmer).

2-7-TEN 23 (14:10) A.Andrews left guard to TEN 29 for 6 yards (S.Crichton; A.Exum).

3-1-TEN 29 (13:40) A.Andrews left tackle to TEN 45 for 16 yards (A.Sendejo). R10

1-10-TEN 45 (12:55) A.Andrews left guard to MIN 49 for 6 yards (A.Sendejo).

2-4-MIN 49 (12:20) A.Andrews right guard to MIN 38 for 11 yards (A.Exum). R11

1-10-MIN 38 (11:40) (Shotgun) PENALTY on TEN-C.Coffman, False Start, 5 yards, enforced at MIN 38 - No Play.

1-15-MIN 43 (11:24) (Shotgun) D.Davis pass short right to M.Preston to MIN 34 for 9 yards (L.Dean).

2-6-MIN 34 (10:48) (Shotgun) A.Andrews left tackle to MIN 26 for 8 yards (M.Zimmer). R12

1-10-MIN 26 (10:16) (Shotgun) A.Andrews right tackle to MIN 21 for 5 yards (A.Exum).

2-5-MIN 21 (9:42) (Shotgun) D.Davis scrambles up the middle to MIN 17 for 4 yards (S.Prater).

3-1-MIN 17 (9:02) D.Davis FUMBLES (Aborted) at MIN 17, and recovers at MIN 17. D.Davis to MIN 17 for no gain (J.Jackson).

4-1-MIN 17 (8:21) A.Andrews right guard to MIN 15 for 2 yards (J.Jackson; A.Sendejo). R13

1-10-MIN 15 (7:44) A.Andrews left tackle to MIN 11 for 4 yards (A.Exum). MIN-A.Exum was injured during the play. His return is Questionable.

2-6-MIN 11 (7:21) D.Davis pass incomplete short left to C.Coffman [L.Dean].

3-6-MIN 11 (7:16) (Shotgun) D.Davis pass incomplete short left to D.Hagan.

4-6-MIN 11 (7:12) (Field Goal formation) M.Bonani 29 yard field goal is GOOD, Center-B.Brinkley, Holder-B.Kern.

MIN 19 TEN 3, 15 plays, 69 yards, 7:43 drive, 7:52 elapsed

M.Bonani kicks 65 yards from TEN 35 to end zone, Touchback.

## Minnesota Vikings at 7:08

1-10-MIN 20 (7:08) (Shotgun) D.Williams left guard to MIN 24 for 4 yards (Z.Gooden).

2-6-MIN 24 (6:25) (Shotgun) D.Williams left end to MIN 27 for 3 yards (R.Anderson).

3-3-MIN 27 (5:46) (Shotgun) C.Ponder pass short right to A.Reisner to MIN 31 for 4 yards (M.Huff). P21

1-10-MIN 31 (4:59) (Shotgun) D.Williams up the middle to MIN 36 for 5 yards (B.Copeland; M.Huff).

2-5-MIN 36 (4:16) (Shotgun) D.Williams left tackle to MIN 40 for 4 yards (Z.Gooden).

3-1-MIN 40 (3:35) (Shotgun) D.Williams right guard to MIN 45 for 5 yards (B.Copeland). R22

1-10-MIN 45 (2:54) (Shotgun) D.Williams left end to MIN 41 for -4 yards (A.Ayers).

2-14-MIN 41 (2:13) (Shotgun) D.Williams up the middle to MIN 39 for -2 yards (D.Stafford; A.Ayers).

Two-Minute Warning

3-16-MIN 39 (2:00) (Shotgun) C.Ponder left end to MIN 48 for 9 yards (R.Anderson).

4-7-MIN 48 (1:11) (Punt formation) J.Locke punts 52 yards to end zone, Center-C.Loeffler, Touchback.

## Tennessee Titans at 1:06

1-10-TEN 20 (1:06) D.Davis pass short middle to A.Andrews to TEN 24 for 4 yards (M.Zimmer; L.Dean).

2-6-TEN 24 (:34) A.Andrews left guard to TEN 29 for 5 yards (C.Baker).

## END OF QUARTER

	Score	Time Poss	First Downs				Efficiencies	
			R	P	X	T	3 Down	4 Down
Minnesota Vikings	19	6:11	1	1	0	2	2/3	0/0
Tennessee Titans	3	8:49	4	0	0	4	1/3	1/1

# Miscellaneous Statistics Report

Minnesota Vikings vs Tennessee Titans

8/28/2014 at LP Field

## Ten Longest Plays for Minnesota Vikings

Yards	Qtr	Play Start	Play Description
27	3	1-20-MIN 26	(2:24) (Shotgun) D.Williams right end pushed ob at MIN 38 for 12 yards (T.Campbell). PENALTY on TEN-T.Campbell, Unnecessary Roughness, 15 yards, enforced at MIN 38.
20	1	1-10-TEN 24	(10:37) J.Banyard left end pushed ob at TEN 4 for 20 yards (D.Stafford; M.Huff).
19	1	3-8-TEN 43	(10:56) (Shotgun) J.McKinnon right end to TEN 39 for 4 yards (A.Williamson). PENALTY on TEN-A.Williamson, Horse Collar Tackle, 15 yards, enforced at TEN 39.
19	3	2-5-MIN 25	(10:23) C.Ponder pass short middle to D.Foster to MIN 44 for 19 yards (T.Campbell).
19	3	2-18-MIN 49	(6:54) (Shotgun) C.Ponder pass deep left to K.Colter to TEN 32 for 19 yards (W.Wright).
16	2	2-5-TEN 41	(8:15) J.Banyard left end pushed ob at TEN 25 for 16 yards (K.Wooten).
14	1	1-10-MIN 20	(15:00) J.McKinnon right tackle to MIN 34 for 14 yards (M.Huff; D.Stafford).
14	2	2-7-TEN 22	(7:07) (Shotgun) C.Ponder pass short left to A.Reisner to TEN 8 for 14 yards (D.Stafford).
14	2	3-6-TEN 35	(3:28) (Shotgun) C.Ponder pass short left to A.Thielen to TEN 21 for 14 yards (W.Wright).
13	2	1-10-MIN 41	(9:23) (Shotgun) C.Ponder pass short left to A.Thielen to TEN 46 for 13 yards (M.Huff; R.Anderson).

## Ten Longest Plays for Tennessee Titans

Yards	Qtr	Play Start	Play Description
34	1	3-3-TEN 34	(8:00) (Shotgun) Z.Mettenberger pass deep right to J.Hunter to MIN 32 for 34 yards (J.Robinson).
19	2	1-10-TEN 20	(13:26) Z.Mettenberger pass deep left to J.Hunter to TEN 39 for 19 yards (M.Sherels).
19	2	1-10-TEN 20	(5:03) (Shotgun) Z.Mettenberger pass deep right to T.Thompson to TEN 39 for 19 yards (K.Coleman).
19	3	1-10-TEN 36	(13:23) Z.Mettenberger pass deep right to R.Richardson to MIN 45 for 19 yards (J.Posey).
16	4	3-1-TEN 29	(13:40) A.Andrews left tackle to TEN 45 for 16 yards (A.Sendejo).
13	2	1-10-MIN 48	(11:33) B.Sankey right guard to MIN 35 for 13 yards (C.Wootton).
13	3	3-16-TEN 49	(11:45) (Shotgun) Z.Mettenberger pass short left to M.Mariani to MIN 38 for 13 yards (L.Dean).
11	1	1-10-MIN 32	(7:15) B.Sankey right tackle to MIN 21 for 11 yards (J.Robinson; R.Blanton).
11	4	2-4-MIN 49	(12:20) A.Andrews right guard to MIN 38 for 11 yards (A.Exum).
9	2	2-2-TEN 28	(1:16) (No Huddle, Shotgun) Z.Mettenberger pass short right to B.Robiskie to TEN 37 for 9 yards (S.Prater).

## Touchdown Scoring Information

		Offense	Defense	Special Teams
<b>VISITOR</b>	Minnesota Vikings	1	0	0
<b>HOME</b>	Tennessee Titans	0	0	0

## Player Scoring Information

Club	Player	TD	Rush TD	Rec TD	KO TD	Punt TD	Int TD	Fum TD	Misc TD	FG	XP	2Pt Rush	2Pt Rec	Sfty	Points
MIN	B.Walsh	0	0	0	0	0	0	0	0	4	1	0	0	0	13
MIN	A.Thielen	0	0	1	0	0	0	0	0	0	0	0	0	0	6
TEN	M.Bonani	0	0	0	0	0	0	0	0	1	0	0	0	0	3

## Possession Detail

	First Half		Second Half		Game	
	Visitor	Home	Visitor	Home	Visitor	Home
Largest Lead	16	0	19	0	19	0
Drives Leading	4	0	3	0	7	0
Time of Possession Leading	14:09	0:00	16:53	0:00	31:02	0:00
Largest Deficit	0	-16	0	-19	0	-19
Drives Trailing	0	4	0	4	0	8
Time of Possession Trailing	0:00	9:45	0:00	13:07	0:00	22:52
Times Score Tied Up		0		0		0
Lead Changes		1		0		1



C Loeffler	LS	7	37%	C Warmack	G	1	5%
A Peterson	RB	1	5%				
G Hodges	LB	1	5%				
J Price	DB	1	5%				





**STADIUM & SUPER BOWL LII**



## NEW VIKINGS STADIUM SET TO OPEN IN 2016



Following the passage of stadium legislation in both the Minnesota House and Senate on May 10, 2012, the Vikings and the Minnesota Sports Facilities Authority (MSFA) immediately began the design and construction process in order to achieve a 2016 stadium opening. Through a public RFP process, the two parties jointly selected HKS Sports & Entertainment as the stadium architect and Minnesota-based Mortenson Construction as the construction manager. Both have extensive experience in their respective areas with professional sports facilities, with HKS having designed Cowboys Stadium and Lucas Oil Stadium, and Mortenson having built Target Field, TCF Bank Stadium, Xcel Energy Center and Target Center.

With the architect and builder on board, the Vikings and the MSFA unveiled the new stadium design on May 13, 2013, a fitting celebration almost exactly one year after Governor Mark Dayton signed the stadium bill into law on May 14, 2012. The bold, iconic design received high marks from the general public and state leaders for its progressive look and its openness to the surrounding neighborhoods.

Vikings fans also raved about the new design and the stadium's unique features, including the largest transparent ethylene tetrafluoroethylene (ETFE) roof in the nation and five of the largest glass pivoting doors in the world that will open to the downtown skyline. With the stadium's openness, fans will experience an outdoor feel in a climate-controlled environment. Vikings fans will also be as close to the action as any NFL stadium in the country, with the closest fans sitting just 41.5 feet from the sideline. Seven levels, including two general admission concourses with 360-degree circulation and various views into the bowl, will be connected with escalators, elevators, stairs and a continuous ramp. Two of the largest and highest-quality HD video boards in the NFL will be located in both the east and west end zones, and approximately 2,000 HD flat screen televisions will be distributed throughout the concourses.

Groundbreaking for the new 65,000-seat stadium took place on December 3, 2013, followed by the demolition of Mall of America Field in the spring of 2014. The Vikings will play the 2014-2015 seasons at the University of Minnesota.

### Stadium Site:

- \* Downtown East - Minneapolis, MN.
- \* Access from I-35W and Hwy I-94.
- \* Light Rail Transit access.
- \* 33-acres.
- \* Access points to city and stadium on all four sides.
- \* Two-plus acre plaza opening to downtown Minneapolis.
- \* Parking ramps with skyways connected to downtown core.
- \* Expanded tailgating zone in Minneapolis.

### Stadium Exterior:

- \* Bold, iconic design unique to Minnesota.
- \* Fixed roof with largest span of transparent ethylene-tetrafluoroethylene (ETFE) in country.
- \* Lightest and most efficient roof structure in nation.
- \* Five of the largest pivoting glass doors in the world that will open to the fan plaza.
- \* Zinc metal panels, glass and glazed curtain wall.

### Stadium Interior:

- \* 65,000 seats, expandable to 72,000 for Super Bowl.
- \* Up to 116 suites and 8,000 club seats, including field-level suites.
- \* Some of the closest seats and suites to the game action in any NFL stadium.
- \* Seven levels connected by stairs, ramp, escalators and elevators.
- \* Two concourses with 360-degree circulation and various views into the bowl.
- \* Highest quality HD video boards located in both east and west end zones; approximately 118x50 feet.
- \* Nearly 2,000 HD flat screen TVs located throughout.
- \* Large public gathering spaces.
- \* Transparent, open structure connecting fans to outdoors in climate-controlled environment.
- \* Wide concourses.
- \* More restrooms.
- \* Increased and enhanced concessions.
- \* Accessibility for people with disabilities.
- \* Ample space for pre-game events/activities.
- \* Vikings team store and Hall of Legends.



## NEW VIKINGS STADIUM SET TO OPEN IN 2016

### ETFE Q&A

#### What is ETFE?

ETFE is a co-polymer resin that is extruded into a thin film. Originally created by the space industry, the plastic-like material is transparent but can be treated to be translucent, is extremely light-weight, very durable and resistant to corrosion.

#### What is the life/longevity of ETFE?

ETFE does not degrade with exposure to UV light, atmospheric pollution, harsh chemicals or extreme temperatures. The material has withstood extensive testing within extreme environments and is expected to have a 30-50 year life expectancy while requiring minimal maintenance.

#### How does ETFE handle weight/pressure?

Despite its weight (1/100 the weight of glass), ETFE handles snow/wind loads very well. In sheet form, it can stretch three times its length without losing elasticity.

#### How do you clean ETFE?

ETFE systems are extremely low maintenance. The surface of the foil is non-stick and non-porous, which allows the natural action of rain to clean the surface. Deposits of dirt, dust and debris remain unattached and are washed away with moisture, meaning ETFE effectively self-cleans with virtually no need to clean externally.

### NEW STADIUM ETFE FACTS

- \* Largest translucent ETFE roof in North America, spanning 240,000 square feet.
- \* Only stadium in the nation with clear ETFE roof.
- \* ETFE will comprise 60% of the entire roof.
- \* ETFE will cover 60% of the field but angle of roof will allow sunlight over entire field.

### NEW STADIUM TIMELINE

#### 2012

- May 10 - Stadium legislation passes.
- May 14 - Governor Mark Dayton signs stadium bill.
- May 25 - Minneapolis City Council provides local approval.
- June - Minnesota Sports Facilities Authority is established:
  - Michele Kelm-Helgen, Chair
  - John Griffith, Target Corporation
  - Duane Benson, former NFL player and state legislator
  - Barbara Butts-Williams, Capella University
  - Bill McCarthy, Minneapolis Regional Labor Federation
- September 28 - HKS Sports & Entertainment Group is selected as stadium architect.
- October - Vikings & MSFA host series of public listening sessions throughout Minnesota on new stadium design.

#### 2013

- February 15 - Mortenson Construction is selected as construction manager.
- May 13 - Vikings, MSFA and HKS unveil new stadium design.
- August 9 - Vikings kick off final season at Mall of America Field.
- Fall - Stadium Guaranteed Maximum Price is established.
- Fall - Minneapolis Super Bowl Committee is formed.
- December 3 - Stadium groundbreaking occurs and construction begins.

#### 2014

- January 18 - Metrodome's power is turned off for final time.
- February-April - Metrodome is demolished.
- May 20 - Super Bowl LII (Feb. 2018) is awarded to Minnesota.
- August - Vikings kick off first season at TCF Bank Stadium.

#### 2015

- August - Vikings play second season at TCF Bank Stadium.

#### 2016

- July - New stadium opens.
- August - Vikings kick off opening season in new stadium.





## MINNESOTA AWARDED SUPER BOWL LII

On May 20, 2014, the NFL announced that Minnesota will host Super Bowl LII in February 2018.

After being selected as one of three finalists in October 2013 and submitting the final bid on May 7, the Minnesota Super Bowl Bid Committee delivered a successful presentation to all 32 NFL owners during the NFL's Spring League Meetings in Atlanta. Centered on the theme, "Built for the Bold," the presentation highlighted the new, iconic and bold stadium as a centerpiece and included the many bold moves Minnesotans have made in creating a destination that is ready to host the world's biggest game.

"We are thrilled to bring the Super Bowl back to Minnesota," said Richard Davis, chief executive officer of U.S. Bank and bid committee co-chair. "We succeeded in making the best case to the NFL owners by pointing out the many strengths our region offers – a tremendous entertainment and hospitality industry, 19 Fortune 500 companies, great airport and strong connectivity with both our light rail and skyway systems, and perhaps most important, a new, iconic stadium that will be among the best in the country."

"We appreciate the collaborative effort from Minnesota's business and community leadership in putting together this winning bid," said Vikings Owner/President Mark Wilf. "It was evident to me and my brother Zygi that the other NFL owners were extremely impressed with everything Minnesota has to offer, and we have no doubt they will be even more excited with what the community will deliver in February 2018."

"The Super Bowl is the most-watched annual event in the world," said Doug Baker, chief executive officer of Ecolab and bid committee co-chair. "This unprecedented audience, along with the 100,000 people who come to experience it in person, will see this vibrant, engaged community that celebrates all that winter can be when we showcase everything from outdoor activities on Nicollet Mall's Super Bowl Boulevard to an ice palace at the St. Paul Winter Carnival. We plan to set the bar high for all northern destinations that host the Super Bowl!"

"I'm most excited by the opportunity to show the world our community's remarkable legacy project that will enhance the lives of Minnesota's children and set a precedent for the future of the game with a \$2 million commitment," said Marilyn Carlson-Nelson, former chair and chief executive officer of Carlson Companies and bid committee co-chair. "It's also a joy to know that the 29,000 hospitality workers in Minneapolis and many more throughout the region will be able to welcome the world to our state once again in 2018. The innovation, hospitality and boldness that are Minnesota will leave a mark on the NFL and the Super Bowl for many years to come."

The game will be held in the new Minnesota Multi-Purpose Stadium, currently under construction and set to open in July 2016. The stadium, which will typically seat 65,400, will be expandable to 70,000+ seats for the 2018 Super Bowl. With a clear ETFE roof and five of the largest glass pivoting doors in the world, fans will experience an outdoor feel in a climate-controlled environment.

Lester Bagley, the Vikings Executive Vice President-Public Affairs & Stadium Development, led the Vikings efforts to secure Super Bowl LII. Bagley worked closely with Vikings ownership, Minnesota's corporate leaders, hospitality industry and the Stadium Authority, and was instrumental in landing the world's marquee sporting event.

"Attending fans and the world will see the best of Minnesota – from the sunlit view of downtown Minneapolis through the stadium windows to the many activities happening throughout the region," said Minnesota Sports Facilities Authority Chair Michele Kelm-Helgen. "The new stadium and adjacent two-block park that is being developed are incredible assets that will offer amazing fan experiences."

By securing the bid, Minnesota beat contenders New Orleans and Indianapolis, both cities that have hosted successful Super Bowls.





## PREVIEW CENTER SHOWCASES NEW STADIUM



In February 2014, the Vikings and Van Wagner Sports & Entertainment completed and opened the New Stadium Preview Center adjacent to the stadium's construction site.

Located on the fifth floor of the 1010 Metrodome Square Building (1010 South 7th Street, Minneapolis, MN 55415), the 7,500 square-foot, state-of-the-art Preview Center is designed to give Vikings fans their first look at the future game experience within the new stadium set to open in July 2016. The interactive space, the largest ever built by an NFL team, overlooks the stadium construction site and includes a custom-filmed experiential player tunnel and Vikings locker room experience, two authentic Suite build-outs, a 24-seat Club seating section, 37 high-definition televisions and seven interactive kiosks. The center also contains a 100:1 scale city-scape model and a 25:1 scale detailed architectural stadium model. In picking out their seat locations, fans have the opportunity to see 360-degree panoramic views from 275 vantage points within the stadium.

## VIKINGS LAUNCH NEW STADIUM WEB SITE

In order to provide fans with all of the latest new stadium information, the Vikings and Van Wagner Sports & Entertainment launched a new web site - [newminnesotastadium.com](http://newminnesotastadium.com) - earlier this year.

The web site not only gives fans exclusive looks at the stadium's exterior and interior design through various photos and videos but it also addresses the most commonly asked questions and includes media coverage surrounding the stadium's design and construction. Fans can also walk step-by-step through the sales process or sign up for the new stadium ticket waitlist.





## STADIUM NEWS & NOTES - AUGUST 22, 2014

### **Vikings Increase Contribution to New Stadium**

On Friday the Minnesota Vikings and the Wilf family agreed to commit an additional private contribution of \$46.1 million toward the new stadium, bringing the team's total increased contributions to the project since last November to nearly \$49 million. Combined, the additional dollars push the original team/private contribution of \$477 million to nearly \$526 million (51% of stadium capital costs) and increase the stadium budget from \$975 million to approximately \$1.024 billion. The public contribution toward the project remains at \$498 million. The team has also now absorbed a total of \$23.2 million in costs of playing at the University of Minnesota for the 2014 and 2015 seasons.

The additional dollars will be directed into the overall stadium budget and will ensure crucial fan amenities such as the five pivoting glass doors, elevators, escalators and acoustical treatments remain in the project. [Click here](#) for more information on the additional contribution.

### **SMG to Operate New Vikings Stadium**

Also on Friday, the Vikings and the MSFA chose SMG as the new Vikings stadium operator. SMG has extensive experience in operating major sports venues, managing over 200 facilities worldwide, including four NFL stadiums (Soldier Field in Chicago, Mercedes Benz Superdome in New Orleans, NRG Stadium in Houston and Everbank Field in Jacksonville).

SMG facilities have hosted nine Super Bowls over the years. The company's experience in that regard will be a fantastic asset as the new Vikings stadium prepares to host Super Bowl LII in 2018 and other major events. SMG has also committed to work with the Minnesota State High School League, colleges, and community groups to secure events that were previously held in the Metrodome.

The 10-year contract includes an annual \$6.75 million revenue guarantee to the publicly-owned stadium, which will allow the Minnesota Sports Facilities Authority to build and maintain its capital and operating reserves to ensure that this stadium remains a world-class facility.

### **Vikings-MSFA Agree to Business Parameters for Potential MLS Team**

The MSFA and the Vikings have reached a business agreement related to the use of the new stadium by a potential future Major League Soccer franchise. The agreement calls for an MLS team to pay \$340,000 in annual rent, as well as cover game day expenses.

Reaching this agreement is a significant step forward in the Vikings pursuit of an MLS franchise, as it provides specific business parameters to the MLS and further shows the seriousness of the Vikings effort.

Between the operable doors, the transparent roof and the house reduction system that is currently being designed, the new stadium would be an outstanding MLS venue.